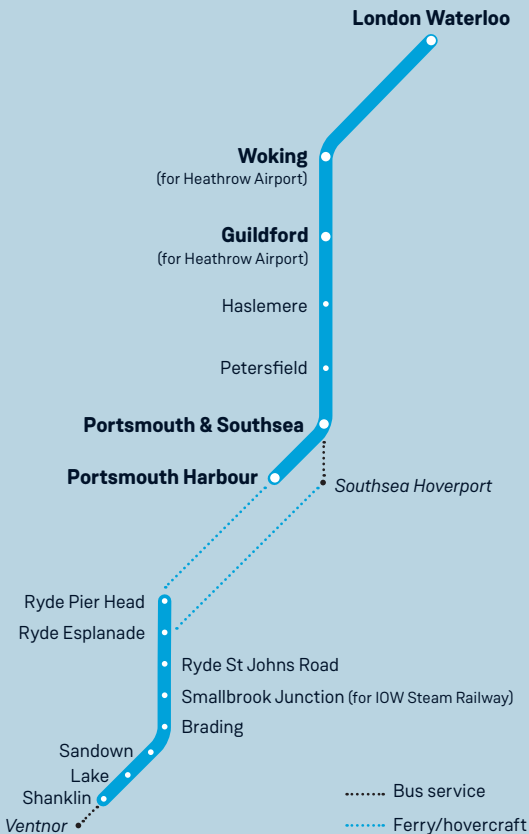


24 ISLAND LINE

Isle of Wight to London Waterloo



Train times

10 December 2023 to 1 June 2024

Your timetable

This timetable shows Island Line train services between **Shanklin and Ryde Pier Head**. Times for the connecting bus link from Shanklin to Ventnor are also included.

Ferries from Ryde Pier Head to Portsmouth Harbour offer connections to mainland train services by South Western Railway to London Waterloo, Southern to London Victoria and Great Western Railway to Cardiff.

Customers for the Isle of Wight Steam Railway should travel to Smallbrook Junction for connecting services. For more information please visit **iwsteamrailway.co.uk**.

Buy a ticket before you board

You need to buy a valid ticket before you get on your train. We know that most of our passengers do this before travelling, and we have a duty to those passengers to make sure no-one travels without paying. This is why we run a penalty fares scheme across most of our network.

If you travel without a valid ticket to or from a station within the penalty fares area, you may have to pay a penalty fare. A Penalty Fare is £100 plus the price of the full single fare applicable for your intended journey. However, if it is paid within 21 days, the Penalty Fare is reduced to £50 plus the price of the single fare applicable.

We have a policy to, wherever possible, prosecute everyone who deliberately avoids paying.

Automated Delay Repay

We have introduced a new Automated Delay Repay (ADR) system that drastically cuts the time it takes to claim and receive compensation if your train is late.

ADR works for all customers who have bought Advance tickets or a Touch Smartcard season ticket from our website.

If you have a Touch Smartcard season ticket, you will need to touch in and out at the beginning and end of your journey, sign up for a Delay Repay account at **delayrepay.southwesternrailway.com** and select 'Auto Delay Repay'. (The email addresses you use for 'My Account' and 'Delay Repay' must match.)

To find out more about Automated Delay Repay, visit: **southwesternrailway.com/contact-and-help/refunds-and-compensation/delay-repay/automated-delay-repay**.

Public holidays

Services are subject to alteration during public holidays and passengers are advised to check train times before travelling.

Travel with Confidence

So that you can travel with confidence, we are ventilating trains to refresh air, improving information about journeys and trains, and extensively cleaning trains and stations.

National Rail Enquiries

For full details of train services and fares please telephone **03457 48 49 50**.

This is a local call rate service available 24 hours a day.

Connections

Please note that connections cannot be guaranteed. Rail and ferry services may not be held in the event of late running.

Cycles on IslandLine

A maximum of four cycles may be carried at no charge in the 'Shanklin end' of all trains. Island Line reserves the right to restrict the carriage of bicycles on any trains when the safety and comfort of passengers or the punctuality of the train may be jeopardised. Implementation of this restriction will be at the guard's discretion.

Please note that tandems and cycles with attachments cannot be carried.

No-smoking policy

For the comfort of all our customers, smoking and using e-cigarettes is not allowed on any part of our trains or stations.

You can smoke outside the station entrance or in our car parks.

Changes to train times

Network Rail need to do engineering work to maintain and improve the rail network. They do a lot of this work at weekends and during holiday periods, but they also need to do some work overnight during the week.

If we need to close rail lines so Network Rail can carry out work, buses will replace train services. We may also have to alter train services over a wider area.

Please check for any changes to train times before travelling at weekends, late in the evening or early in the morning.

Look for the 'Changes to train times' posters at stations, or visit our website at **[southwesternrailway.com](https://www.southwesternrailway.com)**.

Fares and Discounts

Children's fares

Children aged 15 years and under travel for half the adult price and under 5's travel free on all services.

Season Tickets

For regular passengers a Season Ticket offers reductions on the cost of buying return tickets every day. For information on the savings a Weekly, Monthly or Annual Season Ticket can offer you, please enquire at Ryde Esplanade or Shanklin ticket offices, or ask the guard on the train. A photocard is required for all Season Tickets.

Island Line Residents Card

Save 40% on Island Line Single and Day Return Fares with an Island Line Residents Card. Savings available after 9am Monday to Friday and all day weekends and public holidays. Residents Cards cost **£5** for the individual card or **£7.50** for the Family Card.

To apply for your discount card complete an application form and take it together with a recent photograph of yourself and proof of residence, for example council tax notice or driving licence to either Ryde Esplanade or Shanklin ticket office.

All National Railcards are accepted for reduced rate travel on Hovertravel and Wightlink services when part of a rail journey.

Connections

BY TRAIN

South Western Railway

Provides fast, frequent trains from London Waterloo to Portsmouth. For further details visit [southwesternrailway.com](https://www.southwesternrailway.com)

Southern

Provides services from Brighton, Chichester and West Sussex stations, also from London Victoria to Portsmouth via East Croydon and Gatwick Airport.

For further details visit [southernrailway.com](https://www.southernrailway.com)

Great Western Railway

Provides frequent services from Cardiff, Bristol, Salisbury and Southampton to Portsmouth Harbour.

For further details visit [GWR.com](https://www.gwr.com)

BY HOVERCRAFT

Hovertravel

Provides a fast and friendly service to the Isle of Wight. A 10 minute crossing between Southsea (Clarence Pier) and Ryde Esplanade with connections to Island Line trains.

For further details please telephone **01983 717700** or visit [hovertravel.co.uk](https://www.hovertravel.co.uk)

BY FERRY

Wightlink

Provides a fast, comfortable service between Portsmouth Harbour and Ryde Pier Head. This crossing, which takes approximately 22 minutes, connects with the station at each end of the service.

Please telephone **0333 999 7333** or visit [wightlink.co.uk](https://www.wightlink.co.uk)

Connections

BY BUS

Southern Vectis

Provides bus services across the island.

Please telephone **0330 0539 182** or visit **islandbuses.info**

Shanklin to Ventnor Rail/Bus Link

The joint initiative between Island Line and Southern Vectis at Shanklin has now been going for several years. This arrangement involves the station being served by Southern Vectis service 3. Buses will depart from the station front providing direct links, seven days a week, for rail passengers to Whiteley Bank, Wroxall and Ventnor.

Special 'Rail-link' fares are available to passengers making a through journey using both Southern Vectis and Island Line Trains. The tickets can be bought at the station or on the bus.

For further details please telephone **0330 0539 182** or visit **islandbuses.info/services/SVCT/3**

First Bus

First Bus in Portsmouth, Fareham and Gosport operate nearly 40 routes on the mainland. Please visit **firstgroup.com** for further information.

Stagecoach Bus

Stagecoach bus services include Coastliner 700, which operates between Portsmouth Harbour and Bognor Regis calling at Havant, Emsworth and Chichester. Please visit **stagecoachbus.com** to download a timetable.



MONDAY TO FRIDAY
Isle of Wight - Portsmouth - London Waterloo

Notes	★			★																					
Ventnor (Boots) 🚢	d					0600		0650	0715		0746	0820		0846	0916		0946	1016		1046	1116		1146	1216	
Shanklin	d				0614	0647		0714	0747		0814	0847		0914	0947		1014	1047		1114	1147		1214	1247	
Lake	d				0617	0650		0717	0750		0817	0850		0917	0950		1017	1050		1117	1150		1217	1250	
Sandown	d				0620	0653		0720	0753		0820	0853		0920	0953		1020	1053		1120	1153		1220	1253	
Brading	d				0625	0658		0725	0758		0825	0858		0925	0958		1025	1058		1125	1158		1225	1258	
Smallbrook Junction	d																1030b			1130b			1230b		
Ryde St Johns Road	d		0530	0605		0633	0706		0733	0806		0833	0906		0933	1006		1034	1106		1134	1206		1234	1306
Ryde Esplanade	d		0534	0608a		0637	0709a		0737	0809a		0837	0909a		0937	1009a		1038	1109a		1138	1209a		1238	1309a
Ryde Pier Head	a		0536			0639			0739			0839			0939			1040			1140			1240	
Ryde Pier Head 🚢	d	0540			0645			0745			0845			0945			1045			1145			1245		1345
Portsmouth Harbour 🚢	a	0602			0707			0807			0907			1007			1107			1207			1307		1407
Portsmouth Harbour	d	0642			0745			0845			0945			1045			1145			1246			1345		1445
Portsmouth & Southsea	d	0647			0750			0850			0950			1050			1150			1251			1351		1450
Petersfield	a	0714			0817			0917			1017			1117			1217			1318			1417		1517
Haslemere	a	0733			0832			0930			1029			1129			1229			1330			1429		1535
Guildford	a	0752			0850			0948			1048			1148			1248			1348			1448		1551
Woking	a	0813b			0914b			0959			1057			1156			1257			1356			1456		1600
London Waterloo	a	0830			0930			1032			1124			1222			1323			1424			1522		1629

Wightlink catamaran times are correct at time of publication but subject to alteration. A revised service operates on public holidays.

Check before travelling. Please visit wightlink.co.uk or call 0333 999 7333 (calls charged at local rate).

Connections between ferries and trains are not guaranteed. Customers must allow at least 10 minutes to change at Portsmouth Harbour and Ryde Pier Head.

For Hovertravel connections please visit hovertravel.co.uk

MONDAY TO FRIDAY
Isle of Wight - Portsmouth - London Waterloo

Notes																									
Ventnor (Boots) 🚢	d	1246	1316		1346	1416		1446	1516		1546	1616		1718		1748	1815		1845	1911		1941	2041		2215
Shanklin	d	1314	1346		1414	1446		1514	1547		1614	1647		1714	1747	1814	1847		1914	1951		2018	2118		2238
Lake	d	1317	1349		1417	1449		1517	1550		1617	1650		1717	1750	1817	1850		1917	1954		2021	2121		2241
Sandown	d	1320	1352		1420	1452		1520	1553		1620	1653		1720	1753	1820	1853		1920	1957		2024	2124		2244
Brading	d	1325	1357		1425	1457		1525	1558		1626	1658		1725	1758	1825	1858		1925	2002		2029	2129		2249
Smallbrook Junction	d	1330b	1402b		1430b	1502b		1530b	1603b																
Ryde St Johns Road	d	1334	1406		1434	1506		1534	1607		1634	1706		1733	1806	1833	1906		1933	2010		2037	2137		2257
Ryde Esplanade	d	1338	1409a		1438	1509a		1538	1610a		1638	1709a		1737	1809a	1837	1909a		1937	2013a		2041	2141		2301
Ryde Pier Head	a	1340			1440			1540			1640			1739		1839			1939			2043	2143		2303
Ryde Pier Head 🚢	d			1445		1545		1645		1745				1845				1947			2052		2215	2310	
Portsmouth Harbour 🚢	a			1507		1607		1707		1807				1907				2009			2114		2237	2332	
Portsmouth Harbour	d			1545		1645		1719		1845				1945				2019			2219		2319		
Portsmouth & Southsea	d			1550		1650		1724		1849				1950				2025			2224		2324		
Petersfield	a			1617		1717		1756		1916				2017				2056			2257		2356		
Haslemere	a			1635		1735		1814		1929				2030				2114			2314		0014		
Guildford	a			1659		1759		1833		1948				2048				2138			2337		0038		
Woking	a			1711		1811		1845		1956				2058				2157			2349				
London Waterloo	a			1745		1843		1914		2027				2131				2228			0034				

Wightlink catamaran times are correct at time of publication but subject to alteration. A revised service operates on public holidays.

Check before travelling. Please visit wightlink.co.uk or call 0333 999 7333 (calls charged at local rate).

Connections between ferries and trains are not guaranteed. Customers must allow at least 10 minutes to change at Portsmouth Harbour and Ryde Pier Head.

For Hovertravel connections please visit hovertravel.co.uk

SATURDAY

Isle of Wight - Portsmouth - London Waterloo

Notes																													
Ventnor (Boots) 🚢	d			0600		0650			0746	0820			0846	0916			0946	1016			1046	1116			1146	1216			1246
Shanklin	d		0614	0647		0714	0747		0814	0847			0914	0947			1014	1047			1114	1147			1214	1247			1314
Lake	d		0617	0650		0717	0750		0817	0850			0917	0950			1017	1050			1117	1150			1217	1250			1317
Sandown	d		0620	0653		0720	0753		0820	0853			0920	0953			1020	1053			1120	1153			1220	1253			1320
Brading	d		0625	0658		0725	0758		0825	0858			0925	0958			1025	1058			1125	1158			1225	1258			1325
Smallbrook Junction	d																1030b				1130b				1230b				1330b
Ryde St Johns Road	d	0530	0605	0633	0706		0733	0806		0833	0906		0933	1006			1034	1106			1134	1206			1234	1306			1334
Ryde Esplanade	d	0534	0608a	0637	0709a		0737	0809a		0837	0909a		0937	1009a			1038	1109a			1138	1209a			1238	1309a			1338
Ryde Pier Head	a	0536		0639			0739			0839			0939				1040				1140				1240				1340
Ryde Pier Head 🚢	d					0745			0845				0945				1045				1145				1245				1345
Portsmouth Harbour 🚢	a					0807			0907				1007								1207				1307				1407
Portsmouth Harbour	d					0845			0945				1045								1245				1345				1445
Portsmouth & Southsea	d					0850			0950				1050								1250				1350				1450
Petersfield	a					0917			1017				1117								1317				1417				1517
Haslemere	a					0929			1029				1129								1329				1429				1529
Guildford	a					0948			1048				1148								1348				1448				1548
Woking	a					0956			1056				1156								1356				1456				1557
London Waterloo	a					1022			1124				1226								1422				1522				1623

Wightlink catamaran times are correct at time of publication but subject to alteration. A revised service operates on public holidays.

Check before travelling. Please visit wightlink.co.uk or call 0333 999 7333 (calls charged at local rate).

Connections between ferries and trains are not guaranteed. Customers must allow at least 10 minutes to change at Portsmouth Harbour and Ryde Pier Head.

For Hovertravel connections please visit hovertravel.co.uk

SATURDAY

Isle of Wight - Portsmouth - London Waterloo

Notes																									
Ventnor (Boots) 🚢	d	1316		1346	1416		1446	1516		1546	1616			1718		1748	1815		1845	1911		1941	2041	2215	
Shanklin	d	1346		1414	1446		1514	1547		1614	1647			1714	1747	1814	1847		1914	1951		2018	2118	2238	
Lake	d	1349		1417	1449		1517	1550		1617	1650			1717	1750	1817	1850		1917	1954		2021	2121	2241	
Sandown	d	1352		1420	1452		1520	1553		1620	1653			1720	1753	1820	1853		1920	1957		2024	2124	2244	
Brading	d	1357		1425	1457		1525	1558		1626	1658			1725	1758	1825	1858		1925	2002		2029	2129	2249	
Smallbrook Junction	d	1402b		1430b	1502b		1530b	1603b																	
Ryde St Johns Road	d	1406		1434	1506		1534	1607		1634	1706			1733	1806	1833	1906		1933	2010		2037	2137	2257	
Ryde Esplanade	d	1409a		1438	1509a		1538	1610a		1638	1709a			1737	1809a	1837	1909a		1937	2013a		2041	2141	2301	
Ryde Pier Head	a			1440			1540			1640				1739		1839			1939			2043	2143	2303	
Ryde Pier Head 🚢	d		1445		1545		1645			1745				1845					1947			2052		2215	2310
Portsmouth Harbour 🚢	a		1507		1607		1707			1807				1907					2009			2114		2237	2332
Portsmouth Harbour	d		1545		1645		1745			1845				1945					2045			2219		2319	
Portsmouth & Southsea	d		1550		1650		1750			1850				1950					2050			2224		2324	
Petersfield	a		1617		1717		1817			1917				2017					2117			2257		2356	
Haslemere	a		1629		1729		1829			1929				2029					2129			2314		0014	
Guildford	a		1648		1748		1848			1948				2048					2148			2338		0037	
Woking	a		1656		1756		1856			1956				2056					2158			2351			
London Waterloo	a		1722		1822		1922			2022				2122					2225			0030			

Wightlink catamaran times are correct at time of publication but subject to alteration. A revised service operates on public holidays.

Check before travelling. Please visit wightlink.co.uk or call 0333 999 7333 (calls charged at local rate).

Connections between ferries and trains are not guaranteed. Customers must allow at least 10 minutes to change at Portsmouth Harbour and Ryde Pier Head.

For Hovertravel connections please visit hovertravel.co.uk

SUNDAY

Isle of Wight - Portsmouth - London Waterloo

Notes																					
Ventnor (Boots) 🚢	d		0644		0814		0846	0916		0946	1016		1046	1116		1146	1216		1246	1316	
Shanklin	d		0714		0814	0847	0914	0947		1014	1047		1114	1147		1214	1247		1314	1346	
Lake	d		0717		0817	0850	0917	0950		1017	1050		1117	1150		1217	1250		1317	1349	
Sandown	d		0720		0820	0853	0920	0953		1020	1053		1120	1153		1220	1253		1320	1352	
Brading	d		0725		0825	0858	0925	0958		1025	1058		1125	1158		1225	1258		1325	1357	
Smallbrook Junction	d									1030b			1130b			1230b			1330b	1402b	
Ryde St Johns Road	d	0635	0733		0833	0906	0933	1006		1034	1106		1134	1206		1234	1306		1334	1406	
Ryde Esplanade	d	0639	0737		0837	0909a	0937	1009a		1038	1109a		1138	1209a		1238	1309a		1338	1409a	
Ryde Pier Head	a	0641	0739		0839		0939			1040			1140			1240			1340		
Ryde Pier Head 🚢	d		0745		0845		0945			1045			1145			1245			1345		1445
Portsmouth Harbour 🚢	a		0807		0907		1007			1107			1207			1307			1407		1507
Portsmouth Harbour	d		0832		0932		1032			1132			1232			1332			1432		1532
Portsmouth & Southsea	d		0837		0937		1037			1137			1237			1337			1437		1537
Petersfield	a		0903		1004		1103			1203			1304			1403			1503		1603
Haslemere	a		0915		1016		1115			1215			1316			1415			1515		1615
Guildford	a		0933		1034		1133			1233			1333			1433			1533		1633
Woking	a		0942		1042		1142			1242			1342			1442			1544		1642
London Waterloo	a		1019		1122		1217			1314			1414			1513			1614		1714

Wightlink catamaran times are correct at time of publication but subject to alteration. A revised service operates on public holidays.

Check before travelling. Please visit wightlink.co.uk or call 0333 999 7333 (calls charged at local rate).

Connections between ferries and trains are not guaranteed. Customers must allow at least 10 minutes to change at Portsmouth Harbour and Ryde Pier Head.

For Hovertravel connections please visit hovertravel.co.uk

SUNDAY

Isle of Wight - Portsmouth - London Waterloo

Notes																							
Ventnor (Boots) 🚢	d	1346	1416		1446	1516		1546	1516		1646	1716		1743	1813		1843	1910		1940	2040		2215
Shanklin	d	1414	1446		1514	1547		1614	1647		1714	1747		1814	1847		1914	1951		2018	2118		2238
Lake	d	1417	1449		1517	1550		1617	1650		1717	1750		1817	1850		1917	1954		2021	2121		2241
Sandown	d	1420	1452		1520	1553		1620	1653		1720	1753		1820	1853		1920	1957		2024	2124		2244
Brading	d	1425	1457		1525	1558		1626	1658		1725	1758		1825	1858		1925	2002		2029	2129		2249
Smallbrook Junction	d	1430b	1502b		1530b	1603b																	
Ryde St Johns Road	d	1434	1506		1534	1607		1634	1706		1733	1806		1833	1906		1933	2010		2037	2137		2257
Ryde Esplanade	d	1438	1509a		1538	1610a		1638	1709a		1737	1809a		1837	1909a		1937	2013a		2041	2141		2301
Ryde Pier Head	a	1440			1540			1640			1739			1839			1939			2043	2143		2303
Ryde Pier Head 🚢	d			1545			1645			1745			1845			1947			2052		2215	2310	
Portsmouth Harbour 🚢	a			1607			1707			1807			1907			2009			2114		2237	2332	
Portsmouth Harbour	d			1632			1732			1832			1932			2032			2132		2248		
Portsmouth & Southsea	d			1637			1737			1837			1937			2037			2137		2252		
Petersfield	a			1703			1803			1903			2003			2103			2203		2323		
Haslemere	a			1715			1815			1915			2015			2115			2215		2341		
Guildford	a			1733			1833			1933			2033			2133			2233		0004		
Woking	a			1742			1844			1942			2042			2142			2242		0017		
London Waterloo	a			1814			1914			2014			2114			2215			2314				

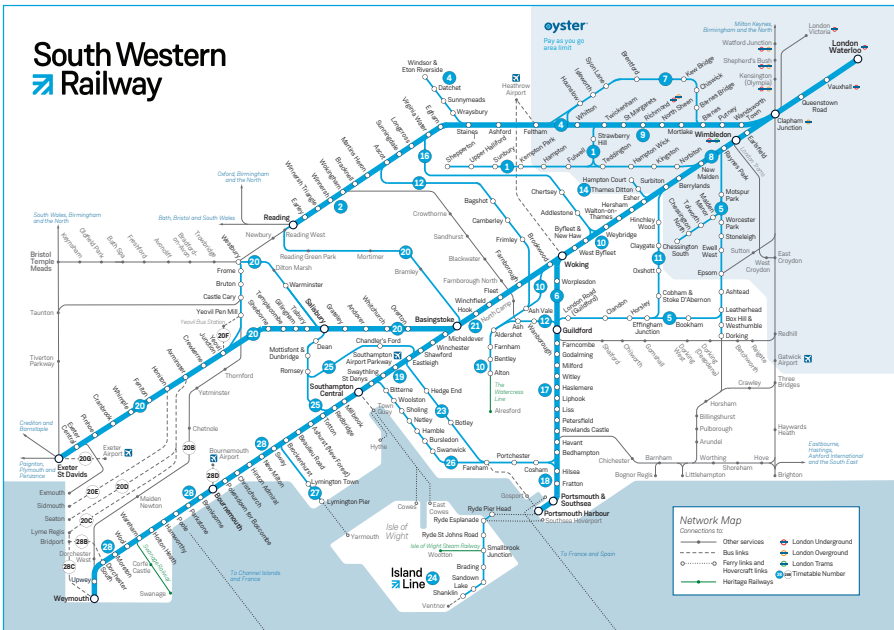
Wightlink catamaran times are correct at time of publication but subject to alteration. A revised service operates on public holidays.

Check before travelling. Please visit wightlink.co.uk or call 0333 999 7333 (calls charged at local rate).

Connections between ferries and trains are not guaranteed. Customers must allow at least 10 minutes to change at Portsmouth Harbour and Ryde Pier Head.

For Hovertravel connections please visit hovertravel.co.uk

South Western Railway



Changing trains

Most journeys shown in this timetable are direct trains, shown in **bold type**. However, you may be able to make other journeys or reach your destination more quickly by changing trains. To help you find these alternative trains, we show them in *light italic type*. A letter against the time will show where you need to change trains – please check the ‘Notes’ section for an explanation of these letters.

Please allow plenty of time to change trains. At most stations you will need to allow at least five minutes. You will need longer at some stations, and this is shown in the ‘Station information’ table in this timetable. For example ⑩ means you should allow 10 minutes to change trains at this station.

MONDAY TO FRIDAY
London Waterloo - Portsmouth - Isle of Wight

Notes																		★		★						
London Waterloo	d			1230			1330			1430			1500			1600			1700			1800			1930	2030
Woking	d			1255			1355			1455			1525			1625			1725			1824			1955	2055
Guildford	d			1303			1403			1503			1533			1634			1734			1834			2004	2104
Haslemere	d			1321			1421			1521			1553			1653			1754			1853			2024	2122
Petersfield	d			1332			1432			1532			1604			1704			1806			1904			2036	2133
Portsmouth & Southsea	a			1357			1457			1557			1629			1730			1831			1929			2104	2158
Portsmouth Harbour	a			1402			1502			1602			1636			1736			1838			1938			2108	2203
Portsmouth Harbour	d			1415			1515			1615			1715			1815			1920			2020			2145	2245
Ryde Pier Head	a			1437			1537			1637			1737			1837			1942			2042			2207	2307
Ryde Pier Head	d		1444			1544			1645			1745			1845			1949			2049			2149		2315
Ryde Esplanade	d	1413	1446		1513	1546		1614	1647		1714	1747		1814	1847		1914	1951		2018	2051		2151		2317	
Ryde St Johns Road	d	1417	1450		1517	1550		1618	1651		1718	1751		1818	1851		1918	1955		2021a	2055		2155		2320a	
Smallbrook Junction	d	1420b			1520b	1553b		1621b																		
Brading	d	1426	1458		1526	1559		1627	1659		1726	1759		1826	1859		1926	2003			2103		2203			
Sandown	d	1431	1503		1531	1604		1632	1704		1731	1804		1831	1904		1931	2008			2108		2208			
Lake	d	1434	1506		1534	1607		1635	1707		1734	1807		1834	1907		1934	2011			2111		2211			
Shanklin	a	1437	1509		1537	1610		1638	1710		1737	1810		1837	1910		1937	2014			2114		2214			
Ventnor (Boots)	a	1527	1557		1627	1657		1727	1758		1825	1854		1924	1949		2010	2040			2140		2240			

Wightlink catamaran times are correct at time of publication but subject to alteration. A revised service operates on public holidays.

Check before travelling. Please visit wightlink.co.uk or call 0333 999 7333 (calls charged at local rate).

Connections between ferries and trains are not guaranteed. Customers must allow at least 10 minutes to change at Portsmouth Harbour and Ryde Pier Head.

For Hovertravel connections please visit hovertravel.co.uk

SATURDAY

London Waterloo - Portsmouth - Isle of Wight

Notes																									
London Waterloo	d							0545			0730			0830			0930			1030			1130		
Woking	d							0613			0755			0855			0955			1055			1155		
Guildford	d					0515		0625			0803			0903			1003			1103			1204		
Haslemere	d					0530		0650			0821			0921			1021			1121			1221		
Petersfield	d					0546		0706			0832			0932			1032			1132			1232		
Portsmouth & Southsea	a					0617		0738			0857			0957			1057			1157			1257		
Portsmouth Harbour	a					0622		0743			0902			1002			1102			1202			1302		
Portsmouth Harbour	d					0715		0815			0915			1015			1115			1215			1315		
Ryde Pier Head	a					0737		0837			0937			1037			1137			1237			1337		
Ryde Pier Head	d	0545		0645		0745		0845			0945			1044			1144			1244			1344		
Ryde Esplanade	d	0547	0614	0647	0714	0747		0814	0847		0914	0947		1013	1046		1113	1146		1213	1246		1313	1346	1413
Ryde St Johns Road	d	0551	0618	0651	0718	0751		0818	0851		0918	0951		1017	1050		1117	1150		1217	1250		1317	1350	1417
Smallbrook Junction	d													1020b	1053b		1120b	1153b		1220b	1253b		1320b	1420b	
Brading	d	0559	0626	0659	0726	0759		0826	0859		0926	0959		1026	1059		1126	1159		1226	1259		1326	1358	1426
Sandown	d	0604	0631	0704	0731	0804		0831	0904		0931	1004		1031	1104		1131	1204		1231	1304		1331	1403	1431
Lake	d	0607	0634	0707	0734	0807		0834	0907		0934	1007		1034	1107		1134	1207		1234	1307		1334	1406	1434
Shanklin	a	0610	0637	0710	0737	0810		0837	0910		0937	1010		1037	1110		1137	1210		1237	1310		1337	1409	1437
Ventnor (Boots)	a	0647		0739	0813	0850		0922	0952		1022	1057		1127	1157		1227	1257		1327	1357		1427	1457	1527

Wightlink catamaran times are correct at time of publication but subject to alteration. A revised service operates on public holidays.

Check before travelling. Please visit wightlink.co.uk or call 0333 999 7333 (calls charged at local rate).

Connections between ferries and trains are not guaranteed. Customers must allow at least 10 minutes to change at Portsmouth Harbour and Ryde Pier Head.

For Hovertravel connections please visit hovertravel.co.uk

SATURDAY

London Waterloo - Portsmouth - Isle of Wight

Notes																							
London Waterloo	d	1230			1330			1430			1530			1630			1730			1830		2000	2030
Woking	d	1255			1355			1455			1555			1655			1755			1855		2025	2055
Guildford	d	1303			1403			1503			1603			1703			1803			1903		2033	2103
Haslemere	d	1321			1421			1521			1621			1721			1821			1922		2053	2121
Petersfield	d	1332			1432			1532			1632			1732			1832			1933		2104	2132
Portsmouth & Southsea	a	1357			1457			1557			1657			1757			1857			1958		2129	2157
Portsmouth Harbour	a	1402			1502			1602			1702			1802			1902			2002		2134	2202
Portsmouth Harbour	d	1415			1515			1615			1715			1815			1920			2020		2145	2245
Ryde Pier Head	a	1437			1537			1637			1737			1837			1942			2042		2207	2307
Ryde Pier Head	d	1444			1544			1645			1745			1845			1949			2049		2149	2315
Ryde Esplanade	d	1446		1513	1546		1614	1647		1714	1747		1814	1847		1914	1951		2018	2049		2151	2317
Ryde St Johns Road	d	1450		1517	1550		1618	1651		1718	1751		1818	1851		1918	1955		2021a	2055		2155	2320a
Smallbrook Junction	d		1520b	1553b		1621b																	
Brading	d	1458		1526	1559		1627	1659		1726	1759		1826	1859		1926	2003			2103		2203	
Sandown	d	1503		1531	1604		1632	1704		1731	1804		1831	1904		1931	2008			2108		2208	
Lake	d	1506		1534	1607		1635	1707		1734	1807		1834	1907		1934	2011			2111		2211	
Shanklin	a	1509		1537	1610		1638	1710		1737	1810		1837	1910		1937	2014			2114		2214	
Ventnor (Boots)	a	1557		1627	1657		1727	1758		1825	1854		1924	1949		2010	2040			2140		2240	

Wightlink catamaran times are correct at time of publication but subject to alteration. A revised service operates on public holidays.

Check before travelling. Please visit wightlink.co.uk or call 0333 999 7333 (calls charged at local rate).

Connections between ferries and trains are not guaranteed. Customers must allow at least 10 minutes to change at Portsmouth Harbour and Ryde Pier Head.

For Hovertravel connections please visit hovertravel.co.uk

SUNDAY

London Waterloo - Portsmouth - Isle of Wight

Notes																							
London Waterloo	d								0830			0900			1000			1100					
Woking	d						0732		0857			0933			1033			1133					
Guildford	d						0742		0905			0942			1042			1142					
Haslemere	d						0807		0923			1007			1107			1207					
Petersfield	d						0823		0934			1023			1123			1223					
Portsmouth & Southsea	a						0853		1000			1055			1155			1256					
Portsmouth Harbour	a						0857		1004			1100			1200			1300					
Portsmouth Harbour	d		0715			0815			0915			1015			1115			1215		1315			
Ryde Pier Head	a		0737			0837			0937			1037			1137			1237		1337			
Ryde Pier Head	d	0645	0745			0845			0945			1044			1144			1244		1344	1444		
Ryde Esplanade	d	0647	0747			0847		0914	0947		1013	1046		1113	1146		1213	1246		1313	1346	1413	1446
Ryde St Johns Road	d	0651	0751		0818	0851		0918	0951		1017	1050		1117	1150		1217	1250		1317	1350	1417	1450
Smallbrook Junction	d										1020b	1053b		1120b	1153b		1220b	1253b		1320b		1420b	
Brading	d	0659	0759		0826	0859		0926	0959		1026	1059		1126	1159		1226	1259		1326	1358	1426	1458
Sandown	d	0704	0804		0831	0904		0931	1004		1031	1104		1131	1204		1231	1304		1331	1403	1431	1503
Lake	d	0707	0807		0834	0907		0934	1007		1034	1107		1134	1207		1234	1307		1334	1406	1434	1506
Shanklin	a	0710	0810		0837	0910		0937	1010		1037	1110		1137	1210		1237	1310		1337	1409	1437	1509
Ventnor (Boats)	a	0803	0845		0913	0953		1023	1058		1128	1158		1228	1258		1328	1358		1428	1458	1528	1558

Wightlink catamaran times are correct at time of publication but subject to alteration. A revised service operates on public holidays.

Check before travelling. Please visit wightlink.co.uk or call 0333 999 7333 (calls charged at local rate).

Connections between ferries and trains are not guaranteed. Customers must allow at least 10 minutes to change at Portsmouth Harbour and Ryde Pier Head.

For Hovertravel connections please visit hovertravel.co.uk

Late night and weekend trains may be altered due to engineering works.
Please check at southwesternrailway.com before travelling.

For guide to notes and symbols see end of timetable.

SUNDAY

London Waterloo - Portsmouth - Isle of Wight

Notes																							
London Waterloo	d	1200			1300			1400			1500			1600			1700			1800		1930	2030
Woking	d	1233			1333			1432			1532			1632			1732			1832		2002	2102
Guildford	d	1242			1343			1442			1542			1642			1743			1842		2012	2112
Haslemere	d	1307			1408			1507			1607			1707			1809			1907		2030	2130
Petersfield	d	1323			1424			1523			1623			1723			1825			1923		2041	2141
Portsmouth & Southsea	a	1354			1455			1555			1655			1755			1855			1955		2107	2207
Portsmouth Harbour	a	1359			1500			1600			1700			1800			1900			2000		2113	2211
Portsmouth Harbour	d	1415			1515			1615			1715			1815			1920			2020		2145	2245
Ryde Pier Head	a	1437			1537			1637			1737			1837			1942			2042		2207	2307
Ryde Pier Head	d			1544			1645			1745			1845			1949			2049		2149		2315
Ryde Esplanade	d		1513	1546		1614	1647		1714	1747		1814	1847		1914	1951		2018	2051		2151		2317
Ryde St Johns Road	d		1517	1550		1618	1651		1718	1751		1818	1851		1918	1955		2021a	2055		2155		2320a
Smallbrook Junction	d		1520b	1553b		1621b																	
Brading	d		1526	1559		1627	1659		1726	1759		1826	1859		1926	2003			2103		2203		
Sandown	d		1531	1604		1632	1704		1731	1804		1831	1904		1931	2008			2108		2208		
Lake	d		1534	1607		1635	1707		1734	1807		1834	1907		1934	2011			2111		2211		
Shanklin	a		1537	1610		1638	1710		1737	1810		1837	1910		1937	2014			2114		2214		
Ventnor (Boots)	a		1628	1658		1728	1758		1824	1854		1924	1945		2010	2040			2140		2240		

Wightlink catamaran times are correct at time of publication but subject to alteration. A revised service operates on public holidays.

Check before travelling. Please visit wightlink.co.uk or call 0333 999 7333 (calls charged at local rate).

Connections between ferries and trains are not guaranteed. Customers must allow at least 10 minutes to change at Portsmouth Harbour and Ryde Pier Head.




For Hovertravel connections please visit hovertravel.co.uk


GUIDE TO NOTES AND SYMBOLS

Trains between Ryde and Shanklin are operated by Island Line. Standard class accommodation only.

Trains between Portsmouth and London Waterloo are operated by South Western Railway. First and standard class accommodation available.


For full details of the train service between Portsmouth and London Waterloo, see timetable 17.

- a Arrival time.
- b Train only calls at Smallbrook Junction during steam operating dates and times.
- d Departure time.
- e Change at Guildford.
-  Car Park.
- † Station for Gunwharf Quays, the Spinnaker Tower and Historic Dockyard.
- ← Woking - Railair coach link between Woking station and Heathrow Airport. Visit firstbus.co.uk/railair for details.
-  Interchange for London Underground services. Visit tfl.gov.uk for details.
-  Minimum connection time where different from the standard five minutes.
- ★ Passengers travelling with cycles may not join or leave services at stations with train times shown in blue.

 Hovercraft operated by Hovertravel Ltd runs between Ryde Esplanade and Southsea seafront. For details visit hovertravel.co.uk or telephone **01983 717717**.
A bus link runs between Southsea Hoverport and Portsmouth Harbour and Portsmouth & Southsea stations.

 Interchange for Isle of Wight Steam Railway. Smallbrook Junction provides a direct interchange for the Isle of Wight Steam Railway. Island Line trains only call at Smallbrook Junction during Steam Railway operating dates and times. Visit iwsteamrailway.co.uk
There is no road access to Smallbrook Junction.

Times shown in green
Times shown in green type vary during the period of the timetable. Please see note next to time.

 High speed catamaran operated by Wightlink. Allow at least 10 minutes to change at Ryde Pier Head and Portsmouth Harbour. Train/catamaran connections may not be held for late running trains/catamarans.

Sailing times are correct at time of publication but are subject to alteration.
















Wightlink operate a revised service on public holidays. Additional sailings may run during special events.

For details visit wightlink.co.uk or call **0333 999 7333** (calls charged at local rate).

 Southern Vectis bus (route 3) calling at Shanklin railway station and by Boots store in Ventnor. Connections between bus and train are not guaranteed. Please enquire for services on public holidays. For details visit islandbuses.info or telephone **0330 0539 182**.

STATION INFORMATION

See notes for explanation of symbols.

Ventnor		
Shanklin		
Lake		
Sandown		
Brading		
Smallbrook Junction		
Ryde St Johns Road		
Ryde Esplanade		
Ryde Pier Head		
Portsmouth Harbour		†
Petersfield		
Haslemere		
Guildford		
Woking		←
London Waterloo		

South Western Railway and Community Rail Partnerships

We are committed to working with Community Rail Partnerships (CRPs) across our network. CRPs are not-for-profit organisations that help to further connect the railway with the communities they serve. They work closely with SWR to promote healthy and sustainable travel, design projects which bring communities together, as well as support social and economic development. SWR is proud to provide core funding and support to 12 CRPs on our network.

Isle of Wight Community Rail Partnership

Stations: Ryde Pier Head, Ryde Esplanade, Ryde St Johns, Smallbrook Junction, Brading, Sandown, Lake and Shanklin

This partnership was launched in 2005, with the aim to create a more sustainable future for rail on the Island. The Community Rail Partnership has successfully delivered numerous projects to the benefit of the railway, its users and its partners, including the cross-solent operators.

Find out more at isleofwightcrp.co.uk



Isle of Wight Bus & Rail Users Group

The group is a forum for bus and rail users on the Isle of Wight and those responsible for providing services. Details of locations for the meetings and any further information can be found by contacting:

Hon. Secretary. Email: iwbususers@gmail.com

Public enquiries can be made and topics raised at these monthly meetings.

Visit e-voice.org.uk/iwbusrailusers/



Hills to Harbour Community Rail Partnership

Stations: Farncombe, Godalming, Milford, Witley, Haslemere, Liphook, Liss, Petersfield, Rowlands Castle, Havant, Bedhampton, Hilsea, Fratton, Portsmouth & Southsea and Portsmouth Harbour.

East Hampshire pays particular attention to the role of its stations as gateways to the South Downs National Park, working with it, and other local attractions, to bring more visitors to the area via public transport. It also has an established hub at Petersfield station, with volunteers working to support the local community and visitors to the area.

Find out more at easthampshirerail.co.uk



Visit us at southwesternrailway.com

- Buying tickets online
- Live train information
- Train times
- Special offers and days out
- Plan your journey
- Latest news

Customer Service Centre

0345 6000 650

Monday to Friday 0800 - 2000

Saturday 0900 - 1800

Sunday 0900 - 1600

Our UK based team are available for:

- Comments and suggestions

Assisted Travel

0800 5282 100

Text Relay 18001 0800 5282 100

A freephone service open 24 hours for older and disabled customers.

We recommend booking assistance **2 hours in advance**.

National Rail Enquiries

03457 48 49 50

Train times, fares and rail information.

Free travel alerts

southwesternrailway.com/alerts

Keeping our registered customers up-to-date with their service running information, delays and alterations.

Twitter [@SW_Help](https://twitter.com/SW_Help)

Follow South Western Railway on Twitter and be the first to know what's happening on our network.

Facebook Facebook.com/SWRailway

Providing South Western Railway network information and details of our latest offers.

First MTR South Western Trains Limited (trading as South Western Railway) accepts no liability for any inaccuracy in the information contained in this timetable which is subject to alteration.

First MTR South Western Trains Limited. Registered in England and Wales 07900320.

Registered office: 8th Floor, The Point, 37 North Wharf Road, London W2 1AF.

A First and MTR company.

