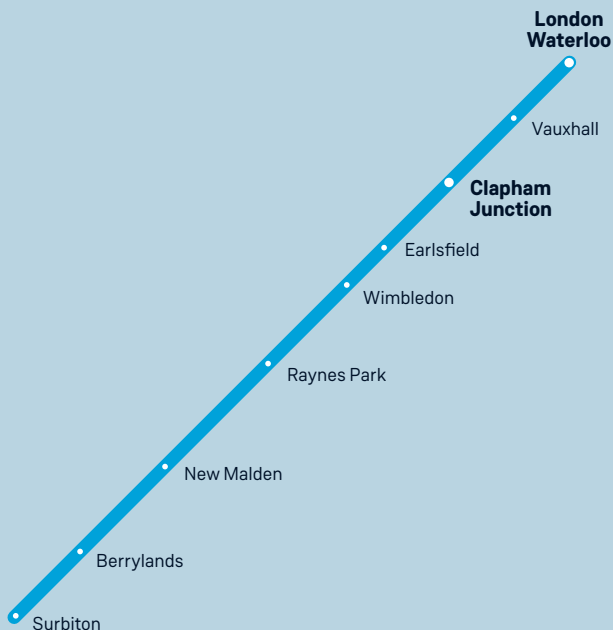


# 8

## Surbiton and Wimbledon to London Waterloo



### Train times

2 June to 21 September 2024

South Western  
 Railway

## Your timetable

This timetable shows the full service between **Surbiton, Berrylands, New Malden, Raynes Park, Wimbledon, Earlsfield and London Waterloo.**

## Buy a ticket before you board

You need to buy a valid ticket before you get on your train. We know that most of our passengers do this before travelling, and we have a duty to those passengers to make sure no-one travels without paying. This is why we run a penalty fares scheme across most of our network.

If you travel without a valid ticket to or from a station within the penalty fares area, you may have to pay a penalty fare. A Penalty Fare is £100 plus the price of the full single fare applicable for your intended journey. However, if it is paid within 21 days, the Penalty Fare is reduced to £50 plus the price of the single fare applicable.

We have a policy to, wherever possible, prosecute everyone who deliberately avoids paying.

## Travel with Confidence

So that you can travel with confidence, we are ventilating trains to refresh air, improving information about journeys and trains, and extensively cleaning trains and stations.

## No-smoking policy

For the comfort of all our customers, smoking and using e-cigarettes is not allowed on any part of our trains or stations.

You can smoke outside the station entrance or in our car parks.

## Changes to train times

Network Rail need to do engineering work to maintain and improve the rail network. They do a lot of this work at weekends and during holiday periods, but they also need to do some work overnight during the week.

If we need to close rail lines so Network Rail can carry out work, buses will replace train services. We may also have to alter train services over a wider area.

Please check for any changes to train times before travelling at weekends, late in the evening or early in the morning.

Look for the 'Changes to train times' posters at stations, or visit our website at **southwesternrailway.com**.

## Automated Delay Repay

We have introduced a new Automated Delay Repay (ADR) system that drastically cuts the time it takes to claim and receive compensation if your train is late.

ADR works for all customers who have bought Advance tickets or a Touch Smartcard season ticket from our website.

If you have a Touch Smartcard season ticket, you will need to touch in and out at the beginning and end of your journey, sign up for a Delay Repay account at

**delayrepay.southwesternrailway.com** and select 'Auto Delay Repay'. (The email addresses you use for 'My Account' and 'Delay Repay' must match.)

To find out more about Automated Delay Repay, visit:

**[southwesternrailway.com/contact-and-help/refunds-and-compensation/delay-repay/automated-delay-repay](https://southwesternrailway.com/contact-and-help/refunds-and-compensation/delay-repay/automated-delay-repay)**.

## Cycles on trains

The services in this timetable have limited room for cycles, so we have had to apply some restrictions. The ★ symbol, with train times printed in **blue**, shows which trains have restrictions. These restrictions are explained in the 'Guide to notes and symbols' section.

We will carry folding cycles on any train, as long as they can be folded small enough to be carried safely in the luggage rack. Cycles are not allowed on buses that replace trains during engineering work.



# MONDAY TO FRIDAY

# Surbiton and Wimbledon to London Waterloo (Complete service)

Notes			□												□	□				★	★	★	★	★	★	★	★		
<b>Surbiton</b>	d	0456		0541		0604		0556	0602	0611			0628		0636	0631	0640		0641				0657	0707	0701		0711		0727
Berrylands	d								0604							0634									0703				
New Malden	d		0510				0554		0607			0625				0637		0640				0655			0707	0710			
Raynes Park	d		0513		0549		0557		0610		0619	0628		0635		0640		0643		0650	0655	0658			0709	0712		0720	
Wimbledon	d	0504	0517	0549	0553		0601	0609	0614	0620	0623	0632	0635	0639		0644	0648	0647	0650	0654	0659	0702	0705		0713	0716	0719	0724	
Earlsfield	d		0521		0558		0605	0612	0617	0624	0627	0636	0639	0642		0648		0651	0654	0658	0703	0706	0709		0717	0720	0723	0728	
Clapham Junction	a	0510	0525	0600	0601		0608	0616	0621	0627	0630	0639	0642	0646		0647	0651	0653	0654	0657	0701	0706	0709	0712		0721	0724	0727	0731
Vauxhall	a		0530	0606	0606		0613	0621	0626	0632	0635	0644	0647	0651		0656		0659	0702	0706	0711	0714	0717		0726	0729	0732	0736	
<b>London Waterloo</b>	a	0519	0535	0611	0611	0620	0621	0626	0631	0637	0640	0649	0652	0656	0656	0703	0704	0706	0709	0713	0718	0721	0724	0728	0733	0736	0739	0743	0745

Notes	★	★	★	★	□	★	★	★	★	□	★	★	★	★	□	★	★	★	□	★	★	★	★	★	★	★	★	★	
<b>Surbiton</b>	d				0731	0747		0741		0757			0801	0817		0811		0828				0831	0848		0841			0857	
Berrylands	d				0733								0803									0834							
New Malden	d		0725		0737		0740	0745				0755			0806		0810	0815				0825			0840		0855		
Raynes Park	d	0725	0728	0735	0740		0743		0750		0754	0758	0804	0809		0813		0820		0824	0828	0834	0840		0843		0850	0858	
Wimbledon	d	0729	0732	0739	0744		0747	0750	0754		0758	0802	0808	0813		0817	0820	0824		0828	0832	0838	0844		0847	0850	0854	0902	0905
Earlsfield	d	0733	0736	0743	0748		0752	0755	0758		0802	0806	0812	0817		0822	0825	0828		0832	0836	0842	0848		0852	0855	0858	0906	0909
Clapham Junction	a	0736	0739	0746	0751		0755	0758	0801		0805	0809	0815	0821		0825	0828	0831		0835	0839	0845	0851		0855	0858	0901	0909	0912
Vauxhall	a	0741	0744	0751	0756		0800	0803	0806		0810	0814	0820	0826		0830	0833	0836		0840	0844	0850	0856		0900	0903	0906	0914	0917
<b>London Waterloo</b>	a	0748	0751	0758	0803	0806	0807	0810	0813	0814	0818	0821	0827	0833	0836	0837	0840	0843	0846	0848	0851	0857	0903	0906	0907	0910	0913	0921	0924

Notes	★	★	★	□	★	★	★	★	★	□	★		□				□			□								□		
<b>Surbiton</b>	d		0901		0917	0911			0927		0938	0931	0946		0942				0957		1008	1002			1016	1011		1027		1038
Berrylands	d		0903									0933										1004								
New Malden	d		0906	0910				0925				0936		0940			0955					1007	1010					1025		
Raynes Park	d	0904	0910	0913			0919	0928		0934		0940		0943		0949	0958		1004			1010	1013			1019	1028		1034	
Wimbledon	d	0908	0914	0917		0920	0923	0932	0935	0938		0944		0947	0950	0953	1002	1005	1008			1014	1017		1020	1023	1032	1035	1038	
Earlsfield	d	0912	0918	0921		0924	0928	0936	0939	0942		0947		0950	0953	0957	1005	1008	1012			1017			1024	1027	1036	1039	1042	
Clapham Junction	a	0915	0921	0924		0927	0931	0939	0942	0945	0949	0951		0954	0957	1000	1009	1012	1015			1021	1024	1027	1027	1030	1039	1042	1045	1049
Vauxhall	a	0920	0926	0929		0932	0936	0944	0947	0950		0956		0959	1002	1005	1014	1017	1020			1026	1029		1032	1035	1044	1047	1050	
<b>London Waterloo</b>	a	0927	0933	0936	0938	0939	0943	0951	0954	0957	0958	1001	1002	1004	1007	1012	1019	1022	1025	1027	1031	1034	1036	1037	1040	1049	1052	1055	1059	

Late night and weekend trains may be altered due to engineering works. Please check at [southwesternrailway.com](http://southwesternrailway.com) before travelling.

★ Passengers travelling with cycles may not join or leave services at stations with train times shown in blue. For guide to all other notes and symbols see end of timetable.

**MONDAY TO FRIDAY**
**Surbiton and Wimbledon to London Waterloo (Complete service)**

Notes			□					□			□				□	□						□							
<b>Surbiton</b>	d	1032		1046	1041			1057		1108	1102		1116	1111			1127		1138	1132	1146		1141		1157		1208	1202	
Berrylands	d	1034									1104									1134								1204	
New Malden	d	1037	1040				1055				1107	1110				1125				1137		1140			1155			1207	
Raynes Park	d	1040	1043			1049	1058		1104		1110	1113			1119	1128		1134		1140	1143		1150	1158		1204		1210	
Wimbledon	d	1044	1047		1050	1053	1102	1105	1108		1114	1117		1120	1123	1132	1135	1138		1144	1147	1150	1154	1202	1205	1208		1214	
Earlsfield	d	1047			1053	1057	1105	1108		1112	1117		1124	1127	1135	1138	1142		1147			1153	1158	1205	1208	1212		1217	
Clapham Junction	a	1051	1054		1057	1100	1109	1112	1115	1121	1121	1124	1127	1130	1139	1142	1145	1149	1151	1154	1157	1201	1209	1212	1215	1219		1221	
Vauxhall	a	1056	1059		1102	1105	1114	1117	1120		1126	1129		1132	1135	1144	1147	1150		1156	1159	1202	1206	1214	1217	1220		1226	
<b>London Waterloo</b>	a	1101	1104	1104	1107	1110	1119	1122	1125	1130	1131	1134	1136	1137	1140	1149	1152	1155	1158	1201	1202	1204	1207	1211	1219	1222	1225	1228	1231

Notes			□					□			□				□	□							□						
<b>Surbiton</b>	d		1216	1211			1227		1238	1232		1246	1241			1257		1308	1302		1316	1311		1327		1338	1332		
Berrylands	d									1234									1304								1334		
New Malden	d	1210				1225				1237	1240				1255				1307	1310					1325		1337	1341	
Raynes Park	d	1213			1219	1228		1234		1240	1243			1249	1258		1304		1310	1313			1319	1328		1334		1340	1344
Wimbledon	d	1216		1220	1223	1232	1235	1238		1244	1247		1250	1253	1302	1305	1308		1314	1317		1320	1323	1332	1335	1338		1344	1348
Earlsfield	d			1224	1227	1235	1238	1242		1247			1253	1257	1305	1308	1312		1317			1323	1327	1335	1338	1342		1347	
Clapham Junction	a	1224	1227	1227	1230	1239	1242	1245	1249	1251	1254		1257	1300	1309	1312	1315	1319	1321	1324	1327	1327	1330	1339	1342	1345	1349	1351	1354
Vauxhall	a	1229		1232	1235	1244	1247	1250		1256	1259		1302	1305	1314	1317	1320		1326	1329		1332	1335	1344	1347	1350		1356	1359
<b>London Waterloo</b>	a	1234	1236	1237	1240	1249	1252	1255	1258	1301	1304	1304	1307	1310	1319	1322	1325	1328	1331	1334	1336	1337	1340	1349	1354	1356	1358	1401	1404

Notes		□						□			□				□	□							□						
<b>Surbiton</b>	d	1346	1341			1356		1408	1402		1411	1416			1427		1438	1432	1446		1441			1457		1508	1502		1511
Berrylands	d								1404									1434									1504		
New Malden	d				1355				1407	1410				1425				1437		1440			1455				1507	1510	
Raynes Park	d			1349	1358		1404		1410	1413			1419	1428		1434		1440	1443		1449	1458		1504			1510	1513	
Wimbledon	d		1351	1354	1402	1405	1408		1414	1417	1420		1423	1432	1435	1438		1444	1447	1450	1453	1502	1505	1508		1514	1517	1520	
Earlsfield	d		1354	1357	1405	1408	1412		1417		1424		1427	1435	1438	1442		1447		1453	1457	1505	1508	1512		1517		1524	
Clapham Junction	a		1358	1401	1409	1412	1415	1421	1421	1424	1427	1427	1430	1439	1442	1445	1450		1454	1457	1500	1509	1512	1515	1519	1521	1524	1527	
Vauxhall	a		1403	1406	1414	1417	1420		1426	1429	1432		1435	1444	1447	1450		1456		1459	1502	1505	1514	1517	1520		1526	1529	1532
<b>London Waterloo</b>	a	1404	1408	1411	1419	1422	1425	1430	1431	1434	1437	1439	1440	1449	1452	1455	1459	1501	1502	1504	1507	1510	1519	1522	1525	1528	1531	1534	1537

Late night and weekend trains may be altered due to engineering works.

Please check at [southwesternrailway.com](http://southwesternrailway.com) before travelling.

For guide to notes and symbols see end of timetable.

**MONDAY TO FRIDAY**
**Surbiton and Wimbledon to London Waterloo (Complete service)**

Notes	1				2								3																		
<b>Surbiton</b>	d	1516			1527		1538	1532		1546	1541			1557	1608			1602		1616	1611					1627	1638	1632		1646	1641
Berrylands	d							1534										1604										1634			
New Malden	d			1525				1537	1540					1555				1607	1610								1625		1637	1640	
Raynes Park	d		1519	1528		1534		1540	1543				1549	1558			1604	1610	1613				1619	1625	1628			1640	1643		
Wimbledon	d		1523	1532	1535	1538		1544	1547		1550	1553	1602	1605		1608	1614	1617		1620	1623	1629	1632	1635		1638	1644	1647		1650	
Earlsfield	d		1527	1535	1538	1542		1547			1553	1557	1605	1608			1612	1617		1623	1627	1632	1635	1638			1647			1654	
Clapham Junction	a	1527	1530	1539	1542	1545	1549	1551	1554		1557	1600	1609	1612			1615	1621	1624	1627	1627	1630	1636	1639	1642	1649	1651	1654		1657	
Vauxhall	a		1535	1544	1547	1550		1556	1559		1602	1605	1614	1617			1620	1626	1629		1632	1635	1641	1644	1647		1656	1659		1702	
<b>London Waterloo</b>	a	1539	1540	1549	1552	1555	1558	1601	1604	1604	1607	1610	1619	1622	1624	1625	1631	1634	1636	1637	1640	1646	1649	1652	1659	1701	1704	1704	1704	1707	

Notes						4																											
<b>Surbiton</b>	d				1657		1708	1702		1716	1711				1727	1738	1732	1746				1746				1757		1808	1802			1816	
Berrylands	d							1704									1734											1804					
New Malden	d			1655				1707	1710					1725			1737		1740						1755			1807	1810				
Raynes Park	d	1649	1655	1658		1704		1710	1713			1719	1725	1728			1740		1743	1746		1754	1758			1804		1810	1813				
Wimbledon	d	1653	1659	1702	1705	1708		1714	1717		1720	1723	1729	1732	1735		1744		1747	1750	1753	1758	1802	1805	1808		1814	1817					
Earlsfield	d	1657	1702	1705	1708	1712		1717			1723	1727	1732	1735	1738		1747			1754	1757	1802	1805	1808	1812		1817						
Clapham Junction	a	1700	1706	1709	1712	1715		1721	1724	1727	1727	1730	1736	1739	1742	1749	1751		1754	1757	1800	1805	1809	1812	1815	1819	1821	1824	1824	1827			
Vauxhall	a	1705	1711	1714	1717	1720		1726	1729		1732	1735	1741	1744	1747		1756		1759	1802	1805	1810	1814	1817	1820		1826	1829					
<b>London Waterloo</b>	a	1710	1716	1719	1722	1725	1725	1731	1734	1736	1737	1740	1746	1751	1752	1759	1801	1802	1804	1807	1810	1816	1821	1822	1825	1829	1831	1834	1834	1836			

Notes							5																										
<b>Surbiton</b>	d	1812			1827		1838	1832	1846		1841			1856	1908			1902		1916	1911				1927		1938	1932	1946			1941	
Berrylands	d							1834										1904										1934					
New Malden	d			1825				1837		1840			1855					1907	1910					1924				1937		1940			
Raynes Park	d		1819	1828		1834		1840	1843		1849	1858			1904		1910	1913				1919	1928		1934			1940		1943			
Wimbledon	d	1820	1823	1832	1835	1838		1844	1847	1850	1853	1902	1905		1908	1914	1917			1920	1923	1932	1935	1938			1944		1947	1950			
Earlsfield	d	1824	1827	1835	1838	1842		1847		1854	1857	1905	1908			1912	1917			1923	1927	1935	1938	1942			1947				1954		
Clapham Junction	a	1827	1830	1839	1842	1845	1848	1851		1854	1857	1900	1909	1912		1915	1921	1924	1927	1927	1930	1939	1942	1945	1948		1951		1954	1957			
Vauxhall	a	1832	1835	1844	1847	1850		1856		1859	1902	1905	1914	1917		1920	1926	1929		1932	1935	1944	1947	1950			1956		1959	2002			
<b>London Waterloo</b>	a	1837	1840	1851	1852	1855	1857	1901	1902	1904	1907	1910	1921	1922	1924	1925	1931	1934	1936	1937	1940	1951	1952	1955	1957	2001	2002	2004	2007				

Late night and weekend trains may be altered due to engineering works.

Please check at [southwesternrailway.com](http://southwesternrailway.com) before travelling.

For guide to notes and symbols see end of timetable.

**MONDAY TO FRIDAY**

**Surbiton and Wimbledon to London Waterloo (Complete service)**

Notes																														
<b>Surbiton</b>	d			1957		2008	2002		2011	2016			2027		2038	2032		2041			2058		2102		2117	2111			2127	
Berrylands	d						2004									2034							2104							
New Malden	d		1955				2007	2010							2025	2037	2040			2055			2107	2110				2125		
Raynes Park	d	1949	1958		2004		2010	2013				2025	2028		2034	2040	2043			2049	2058		2105	2110	2113			2119	2128	
Wimbledon	d	1953	2002	2005	2008		2014	2017	2020			2029	2032	2035	2038		2044	2047	2050	2053	2102	2105	2109	2114	2117		2120	2123	2132	2135
Earlsfield	d	1957	2005	2008	2012		2017		2023			2033	2035	2039	2042		2047		2053	2057	2105	2109	2112	2117			2123	2127	2135	2138
Clapham Junction	a	2000	2009	2012	2015	2021	2021	2024	2027	2029		2036	2038	2041	2045	2049	2051	2054	2057	2100	2109	2112	2116	2121	2124		2127	2130	2139	2142
Vauxhall	a	2005	2014	2017	2020		2026	2029	2032			2041	2043	2046	2050		2056	2059	2102	2105	2114	2117	2121	2126	2129		2132	2135	2144	2147
<b>London Waterloo</b>	a	2010	2019	2022	2025	2030	2031	2034	2037	2038	2046	2049	2052	2055	2058	2102	2104	2107	2110	2119	2122	2126	2131	2134	2134	2137	2140	2149	2152	

Notes																																
<b>Surbiton</b>	d		2138	2132		2141			2157			2202	2217		2211			2227		2238	2232		2241				2257		2302	2316		
Berrylands	d			2134								2204						2227		2238	2234							2304				
New Malden	d			2137	2140			2155				2207		2210			2225				2237	2240						2307				
Raynes Park	d	2134		2140	2143		2149	2158		2204	2210		2213		2219	2228		2234			2240	2243		2253	2253		2258		2304	2310		
Wimbledon	d	2138		2144	2147	2150	2153	2202	2205	2208	2214		2217	2220	2223	2232	2235	2238		2244	2247	2250	2257	2257	2302	2305	2308	2314				
Earlsfield	d	2142		2147		2153	2157	2205	2208	2212	2217		2224	2227	2235	2238	2242		2247		2254	2301	2301	2305	2308	2311	2317					
Clapham Junction	a	2145	2148	2151	2154	2157	2200	2209	2212	2215	2221		2224	2227	2230	2239	2242	2245	2249	2250	2253	2257	2304	2304	2309	2312	2315	2321				
Vauxhall	a	2150		2156	2159	2202	2205	2214	2217	2220	2226		2229	2232	2235	2244	2247	2250		2255	2258	2302	2309	2309	2314	2317	2320	2326				
<b>London Waterloo</b>	a	2155	2158	2201	2204	2207	2210	2219	2222	2225	2231	2232	2234	2237	2240	2249	2252	2255	2259	2303	2306	2311	2314	2317	2319	2322	2328	2331	2332			

Notes		FX	FO	FX	FO		FO	FX				FO	FX	FO	SO	SO	SO	SO		SX	SO	SO	SO	SO				
<b>Surbiton</b>	d		2311	2311			2328	2327		2338	2332	2342		2341			0001		0011	0014	0016	0012	0012					
Berrylands	d										2334			2343								0014	0014					
New Malden	d	2310									2337		2340	2346				0010				0017	0017	0022				
Raynes Park	d	2313			2323	2323	2328			2335		2340	2343	2349	2357	2359	2359	0005				0012						
Wimbledon	d	2317	2320	2320	2326a	2329	2333	2336	2336	2339		2344	2347	2352a	0001a	0007	0008	0010	0014	0016	0017	0021	0023	0023a	0027a	0028	0038a	0046a
Earlsfield	d		2324	2324		2333	2336	2339	2339	2342		2347				0011	0011	0014		0020	0022	0025				0032		
Clapham Junction	a	2324	2327	2327		2336	2340	2343	2343	2346	2350	2351	2353	2354		0014	0015	0018	0019	0024	0027	0030	0029			0035		
Vauxhall	a	2329	2332	2332		2341	2345	2348	2348	2351		2356				0019	0021	0023	0027	0029	0032	0035				0040		
<b>London Waterloo</b>	a	2334	2337	2340		2346	2350	2353	2354	2356	2359	0001	0003	0004		0026	0026	0028	0032	0033	0036	0039	0039			0046		

Late night and weekend trains may be altered due to engineering works.  
Please check at [southwesternrailway.com](http://southwesternrailway.com) before travelling.

For guide to notes and symbols see end of timetable.

## SATURDAY

## Surbiton and Wimbledon to London Waterloo (Complete service)

Notes				□			□					□					□			□			□						
<b>Surbiton</b>	d	0456			0541		0557	0612	0602		0627		0632	0641			0658		0708	0702		0711	0717		0729		0739		
Berrylands	d								0604				0634						0704										
New Malden	d		0510			0555			0607	0625			0637		0640		0655			0707	0710				0725				
Raynes Park	d		0513	0549		0558			0610	0628		0634	0640	0643	0649	0658		0705		0710	0713			0719	0728		0736		
Wimbledon	d	0504	0517	0553	0549	0602	0605		0614	0632	0635	0638	0644		0647	0653	0702	0706	0709	0714	0717	0720		0723	0732	0736	0740		
Earlsfield	d		0521	0558		0605	0608		0617	0635	0638	0642	0647		0657	0705	0709	0713		0717		0724		0727	0735	0740	0743		
Clapham Junction	a	0510	0525	0601	0600	0609	0612		0621	0639	0642	0645	0651	0653	0654	0700	0709	0713	0716	0718	0721	0724	0727	0728	0730	0739	0743	0747	0750
Vauxhall	a		0530	0606	0607	0614	0617		0626	0644	0647	0650	0656		0659	0705	0714	0718	0721		0726	0729	0732		0735	0744	0748	0752	
<b>London Waterloo</b>	a	0519	0535	0611	0612	0619	0622	0628	0631	0649	0652	0656	0701	0702	0705	0710	0719	0723	0726	0727	0731	0735	0737	0737	0740	0749	0753	0757	0759

Notes		□							□				□				□	□							□				
<b>Surbiton</b>	d	0732	0747		0743			0757		0808	0802		0811	0817			0827		0838	0832	0846		0841		0857		0908	0902	
Berrylands	d	0734								0804			0810				0825			0834					0855			0904	
New Malden	d	0737		0740			0755			0807	0810					0825				0837		0840			0855			0907	
Raynes Park	d	0740		0743		0750	0758		0804		0810	0813		0819	0828		0834			0840		0843		0849	0858		0904	0910	
Wimbledon	d	0744		0747	0751	0754	0802	0805	0808		0814	0817	0820		0823	0832	0835	0838		0844		0847	0850	0853	0902	0905	0908	0914	
Earlsfield	d	0747			0754	0757	0805	0808	0812		0817		0824		0827	0835	0838	0842		0847			0854	0857	0905	0908	0912	0917	
Clapham Junction	a	0751		0754	0758	0801	0809	0812	0815	0818	0821	0824	0827	0828	0830	0839	0842	0845	0849	0851		0854	0857	0900	0909	0912	0915	0919	0921
Vauxhall	a	0756		0759	0803	0806	0814	0817	0820		0826	0829	0832		0835	0844	0847	0850		0856		0859	0902	0905	0914	0917	0920	0926	
<b>London Waterloo</b>	a	0801	0803	0805	0808	0811	0819	0822	0825	0827	0831	0835	0837	0839	0840	0849	0852	0855	0858	0901	0904	0905	0907	0910	0919	0922	0925	0928	0931

Notes		□						□		□					□			□							□		□		
<b>Surbiton</b>	d		0916	0911			0927		0938	0932	0946		0941		0957		1008	1002		1011	1016			1027		1038	1032	1046	
Berrylands	d									0934			0941					1004						1027		1038	1034	1046	
New Malden	d	0910				0925				0937		0940			0955			1007	1010					1025			1037		
Raynes Park	d	0913			0919	0928		0934		0940		0943	0949	0958		1004		1010	1013			1019	1028		1034		1040		
Wimbledon	d	0917		0920	0923	0932	0935	0938		0944		0947	0950	0953	1002	1005	1008		1014	1017	1020		1023	1032	1035	1038		1044	
Earlsfield	d			0924	0927	0935	0938	0942		0947		0954	0957	1005	1008	1012		1017		1024		1027	1035	1038	1042		1047		
Clapham Junction	a	0924	0927	0927	0930	0939	0942	0945	0949	0951		0954	0957	1000	1009	1012	1015	1019	1021	1024	1027	1027	1030	1039	1042	1045	1049	1051	
Vauxhall	a	0929		0932	0935	0944	0947	0950		0956		0959	1002	1005	1014	1017	1020		1026	1029	1032		1035	1044	1047	1050		1056	
<b>London Waterloo</b>	a	0935	0936	0937	0940	0949	0952	0955	0958	1001	1001	1005	1007	1010	1019	1022	1025	1028	1031	1035	1037	1039	1040	1049	1052	1055	1058	1101	1104

Late night and weekend trains may be altered due to engineering works.

Please check at [southwesternrailway.com](http://southwesternrailway.com) before travelling.

For guide to notes and symbols see end of timetable.



## SATURDAY

## Surbiton and Wimbledon to London Waterloo (Complete service)

Notes						□			□					□							□			□					
<b>Surbiton</b>	d		1041			1057		1108	1102		1111	1116			1127		1138	1132		1146	1141			1157		1208	1202		1216
Berrylands	d								1104									1134									1204		
New Malden	d	1040			1055				1107	1110			1125					1137	1140				1155				1207	1210	
Raynes Park	d	1043		1049	1058		1104		1110	1113			1119	1128		1134		1140	1143			1150	1158		1204		1210	1213	
Wimbledon	d	1047	1050	1053	1102	1105	1108		1114	1117	1120		1123	1132	1135	1138		1144	1147		1150	1154	1202	1205	1208		1214	1217	
Earlsfield	d		1054	1057	1105	1108	1112		1117		1124	1127	1127	1135	1138	1142		1147		1154	1158	1205	1208	1212		1217			
Clapham Junction	a	1054	1057	1100	1109	1112	1115	1119	1121	1124	1127	1127	1130	1139	1142	1145	1149	1151	1154		1157	1201	1209	1212	1215	1219	1221	1224	1227
Vauxhall	a	1059	1102	1105	1114	1117	1120		1126	1129	1132		1135	1144	1147	1150		1156	1159		1202	1206	1214	1217	1220		1226	1229	
<b>London Waterloo</b>	a	1105	1107	1110	1119	1122	1125	1128	1131	1135	1137	1139	1140	1149	1152	1155	1158	1201	1204	1204	1207	1211	1219	1222	1225	1228	1231	1235	1236

Notes						□		□						□											□		□			
<b>Surbiton</b>	d	1211			1227		1238	1232	1246		1241			1257		1308	1302		1316	1311				1327		1338	1332	1346		1341
Berrylands	d							1234						1257		1308	1304							1327			1334			
New Malden	d			1225				1237		1240			1255			1307	1310						1325				1337		1340	
Raynes Park	d		1219	1228		1234		1240		1243		1249	1258		1304		1310	1313			1319	1328			1334		1340		1343	
Wimbledon	d	1220	1223	1232	1235	1238		1244		1247	1250	1253	1302	1305	1308		1314	1317		1320	1323	1332	1335	1338		1344		1347	1350	
Earlsfield	d	1224	1227	1235	1238	1242		1247			1254	1257	1305	1308	1312		1317		1324	1327	1335	1338	1342		1347				1354	
Clapham Junction	a	1227	1230	1239	1242	1245	1249	1251		1254	1257	1300	1309	1312	1315	1319	1321	1324	1327	1327	1330	1339	1342	1345	1349	1351		1354	1357	
Vauxhall	a	1232	1235	1244	1247	1250		1256		1259	1302	1305	1314	1317	1320		1326	1329		1332	1335	1344	1347	1350		1356		1359	1402	
<b>London Waterloo</b>	a	1237	1240	1249	1252	1255	1258	1301	1302	1305	1307	1310	1319	1322	1325	1328	1331	1335	1336	1337	1340	1349	1352	1355	1358	1401	1402	1405	1407	

Notes						□		□						□		□										□		□		
<b>Surbiton</b>	d			1357		1408	1402		1416	1411			1427		1438	1432	1446		1441				1457		1508	1502		1516	1511	
Berrylands	d						1404						1427		1438	1434							1457			1504				
New Malden	d		1355				1407	1410				1425			1437		1440				1455					1507	1510			
Raynes Park	d	1349	1358		1404		1410	1413			1419	1428		1434		1440	1443		1449	1458			1504			1510	1513			1519
Wimbledon	d	1353	1402	1405	1408		1414	1417		1420	1423	1432	1435	1438		1444	1447	1450	1453	1502	1505	1508			1514	1517			1520	1523
Earlsfield	d	1357	1405	1408	1412		1417			1424	1427	1435	1438	1442		1447		1454	1457	1505	1508	1512			1517				1524	1527
Clapham Junction	a	1400	1409	1412	1415	1419	1421	1424	1427	1432	1430	1439	1442	1445	1449	1451		1454	1457	1500	1509	1512	1515	1519	1521	1524	1527	1527	1530	
Vauxhall	a	1405	1414	1417	1420		1426	1429		1432	1435	1444	1447	1450		1456		1459	1502	1505	1514	1517	1520			1526	1529		1535	
<b>London Waterloo</b>	a	1410	1419	1422	1425	1428	1431	1435	1436	1437	1440	1449	1452	1455	1458	1501	1504	1505	1507	1510	1519	1522	1525	1528	1531	1535	1536	1537	1540	

Late night and weekend trains may be altered due to engineering works.

Please check at [southwesternrailway.com](http://southwesternrailway.com) before travelling.

For guide to notes and symbols see end of timetable.

## SATURDAY

## Surbiton and Wimbledon to London Waterloo (Complete service)

Notes				□		□						□			□				□		□								
<b>Surbiton</b>	d		1528		1538	1532	1546		1541			1557		1608	1602		1616	1611			1627		1638	1632	1646		1641		
Berrylands	d				1534				1541			1557		1608	1604		1616	1611			1627		1638	1634	1646		1641		
New Malden	d	1525			1537		1540		1555			1555		1604	1607	1610				1625			1637	1640		1640			1655
Raynes Park	d	1528		1535		1540		1543	1558		1549	1558		1604	1610	1613			1619	1628		1634		1640	1643		1649	1658	
Wimbledon	d	1532	1535	1539		1544		1547	1550	1553	1602	1605	1608		1614	1617		1620	1623	1632	1635	1638		1644	1647	1650	1653	1702	
Earlsfield	d	1535	1539	1542		1547			1554	1557	1605	1608	1612		1617		1624	1627	1635	1638	1642		1647			1654	1657	1705	
Clapham Junction	a	1539	1542	1546	1549	1551		1554	1557	1600	1609	1612	1615	1619	1621	1624	1627	1627	1630	1639	1642	1645	1649	1651		1654	1657	1700	1709
Vauxhall	a	1544	1547	1551		1556		1559	1602	1605	1614	1617	1620		1626	1629		1632	1635	1644	1647	1650		1656		1659	1702	1705	1714
<b>London Waterloo</b>	a	1549	1552	1556	1558	1601	1602	1605	1607	1610	1619	1622	1625	1628	1631	1635	1636	1637	1640	1649	1652	1655	1658	1702	1702	1705	1707	1710	1719

Notes			□		□						□		□							□		□							
<b>Surbiton</b>	d	1657		1708	1702		1716	1711			1727		1738	1732	1746		1741			1757		1808	1802		1817	1811			1827
Berrylands	d			1708	1704		1716	1711			1727		1738	1734	1746		1741			1757		1808	1804		1817	1811			1827
New Malden	d			1707	1710		1716	1711			1727		1738	1737	1746		1741		1740		1755		1807	1810					1825
Raynes Park	d		1704		1710	1713			1719	1728		1734		1740	1743		1749	1758		1804		1810	1813			1819	1828		
Wimbledon	d	1705	1708		1714	1717		1720	1723	1732	1735	1738		1744	1747	1750	1753	1802	1805	1808		1814	1817			1820	1823	1832	1835
Earlsfield	d	1708	1712		1717		1724	1727	1735	1738	1742	1747		1754	1757	1805	1808	1812		1817			1824	1827		1832	1835	1838	
Clapham Junction	a	1712	1715	1719	1721	1724	1727	1727	1730	1739	1742	1745	1749	1751		1754	1757	1800	1809	1812	1815	1819	1821	1824	1827	1827	1830	1839	1842
Vauxhall	a	1717	1720		1726	1729		1732	1735	1744	1747	1750		1756	1759	1802	1805	1814	1817	1820		1826	1829		1832	1835	1844	1847	
<b>London Waterloo</b>	a	1722	1725	1728	1731	1735	1736	1737	1740	1749	1752	1755	1758	1801	1802	1805	1807	1810	1819	1822	1825	1828	1831	1835	1836	1837	1840	1849	1852

Notes		□		□							□		□							□		□							
<b>Surbiton</b>	d		1838	1832	1847		1841			1857		1908	1902		1916	1911			1927		1938	1932	1946		1941			1957	
Berrylands	d			1834		1841				1857		1908	1904		1916	1911			1927		1938	1934	1946		1941			1957	
New Malden	d			1837		1844			1855			1908	1907	1910				1925			1938	1937		1940			1955		
Raynes Park	d	1834		1840		1843		1849	1858		1904		1910	1913		1919	1928		1934		1940	1943		1949	1958			2004	
Wimbledon	d	1838		1844		1847	1850	1853	1902	1905	1908		1914	1917		1920	1923	1932	1935	1938		1944		1947	1950	1953	2002	2005	2008
Earlsfield	d	1842		1847		1854	1857	1905	1908	1912		1917		1924	1927	1930	1935	1938	1942		1947			1954	1957	2005	2008	2012	
Clapham Junction	a	1845	1849	1851		1854	1857	1900	1909	1912	1915	1919	1921	1924	1927	1930	1939	1942	1945	1949	1951		1954	1957	2000	2009	2012	2015	
Vauxhall	a	1850		1856		1859	1902	1905	1914	1917	1920		1926	1929		1932	1935	1944	1947	1950		1956		1959	2002	2005	2014	2017	2020
<b>London Waterloo</b>	a	1855	1858	1901	1902	1905	1907	1910	1919	1922	1925	1928	1931	1935	1936	1937	1940	1949	1952	1955	1958	2001	2002	2005	2007	2010	2019	2022	2025

Late night and weekend trains may be altered due to engineering works.

Please check at [southwesternrailway.com](http://southwesternrailway.com) before travelling.

For guide to notes and symbols see end of timetable.

## SATURDAY

## Surbiton and Wimbledon to London Waterloo (Complete service)

Notes	□		□						□			□					□		□				□							
<b>Surbiton</b>	d	2008	2002		2016	2011			2027		2038	2032		2046	2041			2058		2108	2102		2116	2111			2127		2138	
Berrylands	d		2004									2034									2104									
New Malden	d		2007	2010				2025				2037	2040				2055				2107	2110					2125			
Raynes Park	d		2010	2013			2019	2028			2034	2040	2043			2049	2058		2105		2110	2113				2119	2128		2134	
Wimbledon	d		2014	2017			2020	2023	2032	2035	2038		2044	2047		2050	2053	2102	2105	2109		2114	2117		2120	2123	2132	2135	2138	
Earlsfield	d		2017			2024	2027	2035	2038	2042		2047			2054	2057	2105	2109		2112		2117			2124	2127	2135	2138	2142	
Clapham Junction	a	2019	2021	2024	2027	2027	2030	2039	2042	2045	2049	2051	2054		2057	2100	2109	2112	2116	2119	2121	2124	2127	2127	2127	2130	2139	2142	2145	2149
Vauxhall	a		2026	2029		2032	2035	2044	2047	2050		2056	2059		2102	2105	2114	2117	2121		2126	2129		2132	2135	2144	2147	2150		
<b>London Waterloo</b>	a	2028	2031	2035	2036	2037	2040	2049	2052	2055	2058	2101	2105	2106	2107	2110	2119	2122	2126	2128	2131	2135	2136	2137	2140	2149	2152	2155	2158	

Notes			□						□			□					□	□							□					
<b>Surbiton</b>	d	2132		2146	2141			2157		2202	2209		2213	2216			2227		2232	2238	2246		2242			2257		2308	2302	
Berrylands	d	2134								2204									2234										2304	
New Malden	d	2137	2140				2155			2207		2210				2225			2237			2240						2255		2307
Raynes Park	d	2140	2143			2149	2158		2205	2210		2213			2220	2228		2234				2243			2249	2258		2304		2310
Wimbledon	d	2144	2147			2150	2153	2202	2205	2209	2214		2217	2220		2224	2232	2235	2238	2244			2247	2250	2253	2302	2305	2308		2314
Earlsfield	d	2147			2154	2157	2205	2209	2212	2217			2224		2227	2235	2238	2242	2247				2254	2257	2305	2308	2312		2317	
Clapham Junction	a	2151	2154		2157	2200	2209	2212	2216	2221	2223	2224	2227	2229		2231	2239	2242	2245	2251	2251		2254	2257	2300	2309	2312	2315	2320	2321
Vauxhall	a	2156	2159		2202	2205	2214	2217	2221	2226		2229	2232		2236	2244	2247	2250	2256			2259	2302	2305	2314	2317	2320		2326	
<b>London Waterloo</b>	a	2201	2205	2206	2207	2210	2219	2222	2226	2231	2232	2235	2237	2239	2241	2249	2252	2256	2301	2301	2302	2304	2310	2312	2319	2322	2328	2329	2331	

Notes		□							□	□					□		□							□					
<b>Surbiton</b>	d		2316	2311			2328		2332	2338		2344	2341			0002		0012	0015	0011							0040		
Berrylands	d								2334			2343						0014											
New Malden	d	2310				2325			2337		2340		2346		2355		0010	0017					0025						
Raynes Park	d	2313			2319	2328		2335	2340		2343		2349	2358	0004		0013	0020					0028		0034	0041			
Wimbledon	d	2317		2320	2323	2332	2335	2339	2344		2347		2353	2359a	0002	0008	0011	0017			0023a	0023	0021	0032	0038a	0045a	0048		
Earlsfield	d		2324	2327	2336	2339	2342	2347				2356			0006	0012	0015					0024	0035						
Clapham Junction	a	2324	2327	2327	2330	2339	2342	2346	2351	2353	2354	2357	2359		0009	0015	0018	0024			0029	0028	0039				0053		
Vauxhall	a	2329		2332	2335	2344	2347	2351	2356			2359	0005		0014	0020	0023	0029				0033	0044						
<b>London Waterloo</b>	a	2335	2336	2337	2340	2349	2352	2357	0001	0003	0004	0006	0010		0020	0025	0029	0034				0037	0038	0049				0103	

Late night and weekend trains may be altered due to engineering works.

Please check at [southwesternrailway.com](http://southwesternrailway.com) before travelling.

For guide to notes and symbols see end of timetable.

**SUNDAY**

**Surbiton and Wimbledon to London Waterloo (Complete service)**

Notes										□														□					
<b>Surbiton</b>	d			0700						0743	0800					0810													
Berrylands	d									0745	0800					0810													
New Malden	d					0710				0748	0800					0818													
Raynes Park	d					0713				0751						0813													
Wimbledon	d	0612	0642	0708	0720	0731	0738	0742	0747	0755	0808	0812	0817	0817	0824	0828	0831a	0838	0843	0847	0854	0858	0908	0913	0917	0919	0925	0928	0931a
Earlsfield	d		0646	0711	0723	0735	0741	0746	0750	0758	0811	0816	0820	0828	0831	0831	0841	0847	0850	0858	0901	0911	0916	0920	0920	0928	0931		
Clapham Junction	a	0619	0649	0715	0727	0738	0745	0749	0754	0802	0815	0819	0825	0824	0831	0835	0845	0850	0854	0901	0905	0915	0920	0924	0925	0932	0935		
Vauxhall	a	0624	0654	0720	0732	0743	0750	0754	0759	0807	0820	0824	0829	0836	0840	0850	0855	0859	0906	0910	0920	0925	0929	0929	0937	0940			
<b>London Waterloo</b>	a	0629	0659	0725	0737	0748	0755	0759	0804	0814	0825	0829	0834	0836	0841	0845	0855	0900	0904	0911	0915	0925	0930	0934	0937	0942	0945		

Notes										□																				
<b>Surbiton</b>	d	0931				0943				1010	1013					1043					1100									
Berrylands	d					0945				1015	1015					1045					1110									
New Malden	d			0940	0948					1018	1018					1048					1118									
Raynes Park	d		0939	0943	0951	0954			1008	1013	1021	1024				1038	1043	1051	1054		1108									1140
Wimbledon	d	0938	0943	0947	0955	0958	1007	1012	1017	1017	1025	1028	1031a	1038	1042	1047	1055	1058	1107	1112	1117	1117	1125	1128	1131a	1138	1142	1147	1155	
Earlsfield	d	0942	0946	0950	0958	1001	1011	1016	1020		1028	1031		1041	1046	1050	1058	1101	1111	1116	1120		1128	1131		1141	1146	1150	1158	
Clapham Junction	a	0945	0950	0954	1002	1005	1014	1019	1024	1025	1032	1035		1048	1051	1054	1102	1106	1114	1119	1124	1125	1132	1135		1148	1151	1154	1202	
Vauxhall	a	0950	0955	0959	1007	1010	1019	1024	1029		1037	1040		1053	1056	1059	1107	1111	1120	1124	1129		1137	1140		1153	1156	1159	1207	
<b>London Waterloo</b>	a	0955	1003	1004	1012	1015	1024	1029	1034	1036	1042	1045		1058	1103	1106	1114	1119	1125	1129	1134	1136	1142	1145		1158	1203	1204	1214	

Notes				□											□															□
<b>Surbiton</b>	d		1200			1210										1243														1410
Berrylands	d															1245														
New Malden	d					1210										1248														
Raynes Park	d	1154		1208		1213	1221	1224			1238	1243	1251	1254		1308														1408
Wimbledon	d	1158	1207	1212	1217	1217	1225	1228	1231a	1238	1242	1247	1255	1258	1307	1312	1317													1417
Earlsfield	d	1201	1211	1216		1220	1228	1231		1241	1246	1250	1258	1301	1311	1316														
Clapham Junction	a	1208	1214	1219	1223	1224	1232	1235		1245	1249	1254	1302	1305	1314	1319	1323	1324	1332	1335	1338	1345	1349	1354	1402	1405	1415	1419	1423	
Vauxhall	a	1213	1220	1224		1229	1237	1240		1250	1254	1259	1307	1310	1320	1324														
<b>London Waterloo</b>	a	1219	1225	1229	1234	1236	1244	1246		1257	1259	1304	1312	1315	1325	1329	1334	1334	1342	1345	1348	1355	1359	1404	1412	1415	1425	1429	1434	

Late night and weekend trains may be altered due to engineering works. Please check at [southwesternrailway.com](http://southwesternrailway.com) before travelling.

For guide to notes and symbols see end of timetable.

# SUNDAY

# Surbiton and Wimbledon to London Waterloo (Complete service)

Notes							□				□							□				□							
<b>Surbiton</b>	d		1413		1424	1430			1445	1443		1500		1510		1513		1524	1530			1545	1543		1600		1610		1613
Berrylands	d		1415						1445			1500		1510		1515			1530			1545	1545					1610	1615
New Malden	d	1410	1418						1448					1510	1518							1540	1548					1616	1618
Raynes Park	d	1413	1421	1424				1438	1443		1451	1454	1508	1513	1521	1524					1538	1543	1551	1554		1608	1613	1621	
Wimbledon	d	1417	1425	1428	1431	1438	1442	1447	1453	1455	1458	1508	1512	1517	1517	1525	1528	1531	1538	1541	1546	1550	1558	1601	1611	1616	1620	1628	
Earlsfield	d	1420	1428	1431	1435	1441	1446	1450		1458	1501	1511	1516		1520	1528	1531	1535	1541	1546	1550	1558	1601	1611	1616	1620	1628		
Clapham Junction	a	1424	1432	1435	1438	1445	1449	1454	1458	1502	1505	1515	1519	1523	1524	1532	1535	1538	1545	1549	1554	1558	1602	1605	1615	1619	1623	1624	1632
Vauxhall	a	1429	1437	1440	1443	1450	1454	1459		1507	1510	1520	1524		1529	1537	1540	1543	1550	1554	1559	1607	1610	1620	1624	1629	1637		
<b>London Waterloo</b>	a	1434	1442	1445	1448	1455	1459	1504	1509	1512	1515	1525	1529	1534	1534	1542	1545	1548	1555	1559	1604	1609	1612	1615	1625	1629	1634	1634	1642

Notes							□				□							□				□							
<b>Surbiton</b>	d		1624	1630			1645	1643		1700		1710		1713		1724	1730			1745	1743		1800		1810		1813		1824
Berrylands	d						1645	1645		1700		1710		1715						1745	1745						1815		1824
New Malden	d					1640		1648				1710	1718							1748	1748				1810	1818			
Raynes Park	d	1624			1638	1643		1651	1654	1708	1712	1717	1721	1724		1738	1743		1754	1754	1758	1808	1812	1817	1813	1821	1824		
Wimbledon	d	1628	1631	1638	1642	1647	1653	1655	1658	1708	1712	1717	1725	1728	1731	1738	1742	1747	1753	1755	1758	1808	1812	1817	1817	1825	1828	1831	
Earlsfield	d	1631	1635	1641	1646	1650		1658	1701	1711	1716		1720	1728	1731	1735	1741	1746	1750		1758	1801	1811	1816		1820	1828	1831	1835
Clapham Junction	a	1635	1638	1645	1649	1654	1658	1702	1705	1715	1719	1723	1724	1732	1735	1738	1745	1749	1754	1758	1802	1805	1815	1819	1823	1824	1832	1835	1838
Vauxhall	a	1640	1643	1650	1654	1659		1707	1710	1720	1724		1729	1737	1740	1743	1750	1754	1759		1807	1810	1820	1824		1829	1837	1840	1843
<b>London Waterloo</b>	a	1645	1648	1655	1659	1704	1709	1712	1715	1725	1729	1734	1734	1742	1745	1748	1755	1759	1804	1809	1812	1815	1825	1829	1834	1834	1842	1845	1848

Notes				□				□							□						□								
<b>Surbiton</b>	d	1830			1846	1843		1900		1910		1913		1924	1930		1946	1943		2000		2010		2013		2024	2030		
Berrylands	d					1845		1900		1910		1915		1924	1930			1945					2010	2015					
New Malden	d			1840		1848				1910		1918					1940	1948					2010	2018					
Raynes Park	d		1838	1843		1851	1854		1908		1913	1921	1924		1938	1943		1951	1954		2008		2013	2021	2024			2038	
Wimbledon	d	1838	1842	1847	1853	1855	1858	1908	1912	1917	1917	1925	1928	1931	1938	1942	1947	1953	1955	1958	2008	2012	2017	2017	2025	2028	2031	2038	2042
Earlsfield	d	1841	1846	1850		1858	1901	1911	1916		1920	1928	1931	1935	1941	1946	1950		1958	2001	2011	2016		2020	2028	2031	2035	2041	2046
Clapham Junction	a	1845	1849	1854	1859	1902	1905	1915	1919	1923	1924	1932	1935	1938	1945	1949	1954	1959	2002	2005	2015	2019	2023	2024	2032	2035	2038	2045	2049
Vauxhall	a	1850	1854	1859		1907	1910	1920	1924		1929	1937	1940	1943	1950	1954	1959		2007	2010	2020	2024		2029	2037	2040	2043	2050	2054
<b>London Waterloo</b>	a	1855	1859	1904	1910	1912	1915	1925	1929	1934	1934	1942	1945	1948	1955	1959	2004	2010	2012	2015	2025	2029	2034	2034	2042	2045	2048	2055	2101

Late night and weekend trains may be altered due to engineering works.

Please check at [southwesternrailway.com](http://southwesternrailway.com) before travelling.

For guide to notes and symbols see end of timetable.

# SUNDAY

# Surbiton and Wimbledon to London Waterloo (Complete service)

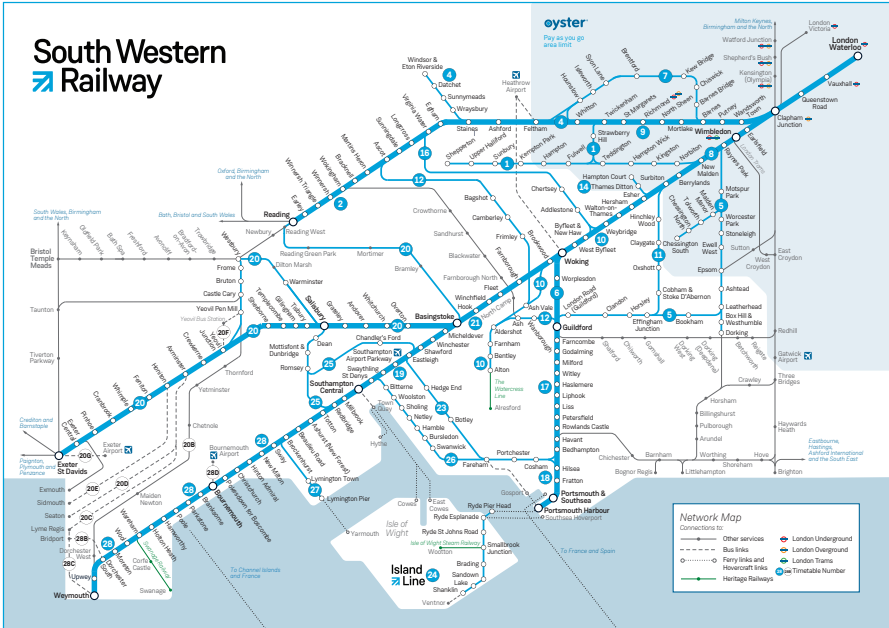
Notes		□				□								□										□					
<b>Surbiton</b>	d		2046	2043	2100		2110			2113			2124	2130			2146	2143	2200		2210		2213		2224	2230		2246	2300
Berrylands	d			2045						2115							2145	2145				2215							
New Malden	d	2040		2048			2110			2118							2148	2148			2210	2218						2240	
Raynes Park	d	2043		2051		2108		2113	2121	2124		2138	2143				2151	2151	2208		2213	2221	2224				2238	2243	2308
Wimbledon	d	2047	2053	2055	2108	2112	2117	2117	2125	2128	2131	2138	2142	2147	2153	2155	2208	2212	2217	2217	2225	2228	2231	2238	2242	2247	2253	2308	2312
Earlsfield	d	2050		2058	2111	2116		2120	2128	2131	2135	2141	2146	2151		2158	2211	2216		2220	2228	2231	2235	2241	2246	2250		2311	2316
Clapham Junction	a	2054	2059	2102	2115	2119	2123	2124	2132	2135	2138	2145	2149	2155	2159	2202	2215	2219	2223	2224	2232	2235	2238	2245	2249	2254	2259	2315	2319
Vauxhall	a	2059		2107	2120	2124		2129	2137	2140	2143	2150	2154	2200		2207	2220	2224		2229	2237	2240	2243	2250	2254	2259		2320	2324
<b>London Waterloo</b>	a	2104	2110	2112	2125	2129	2134	2136	2142	2145	2148	2155	2201	2206	2210	2212	2225	2229	2234	2234	2242	2245	2248	2255	2259	2304	2311	2325	2329

Notes	□								□																				
<b>Surbiton</b>	d	2310		2313		2324	2330			2346																			
Berrylands	d			2315																									
New Malden	d		2310	2318								2340																	
Raynes Park	d		2313	2321	2324			2338	2343																				
Wimbledon	d	2317	2317	2325	2328	2331	2338	2342	2347	2355	2359a	0005a																	
Earlsfield	d		2320	2328	2331	2335	2341	2346	2350																				
Clapham Junction	a	2323	2324	2332	2335	2338	2345	2349	2354	0001																			
Vauxhall	a		2329	2337	2340	2343	2351	2354	0003																				
<b>London Waterloo</b>	a	2334	2334	2342	2348	2352	2356	0002	0008	0011																			

Late night and weekend trains may be altered due to engineering works.  
Please check at [southwesternrailway.com](http://southwesternrailway.com) before travelling.

For guide to notes and symbols see end of timetable.

# South Western Railway



## Changing trains

Most journeys shown in this timetable are direct trains, shown in **bold type**. However, you may be able to make other journeys or reach your destination more quickly by changing trains. To help you find these alternative trains, we show them in *light italic type*. A letter against the time will show where you need to change trains – please check the ‘Notes’ section for an explanation of these letters.

Please allow plenty of time to change trains. At most stations you will need to allow at least five minutes. You will need longer at some stations, and this is shown in the ‘Station information’ table in this timetable. For example ⑩ means you should allow 10 minutes to change trains at this station.





# MONDAY TO FRIDAY

# London Waterloo to Wimbledon and Surbiton (Complete service)

Notes		□				□				□					□				□										
<b>London Waterloo</b>	d	1017	1023	1020	1024	1027	1033	1042	1036	1042	1047	1053	1050	1054	1057	1103	1112	1106	1112	1117	1123	1120	1124	1127	1133	1142	1136	1142	1147
Vauxhall	d	1021		1024	1028	1031	1037		1040	1046	1051		1054	1058	1101	1107		1110	1116	1121		1124	1128	1131	1137		1140	1146	1151
Clapham Junction	d	1026	1030u	1029	1033	1036	1042		1045	1051	1056	1100u	1059	1103	1106	1112	1119u	1115	1121	1126	1130u	1129	1133	1136	1142		1145	1151	1156
Earlsfield	d	1029		1032	1036	1039	1045		1048		1059		1102	1106	1109	1115		1118		1129		1132	1136	1139	1145		1148		1159
Wimbledon	d	1033		1036	1040	1043	1049		1052	1058	1103		1106	1110	1115	1119		1122	1128	1133		1136	1140	1143	1150		1153	1158	1203
Raynes Park	d	1036a			1043a	1046			1055	1101	1106a			1113a	1118		1125	1131	1136a			1143a	1146			1156	1201	1206a	
New Malden	d					1049a			1058	1104a				1121a			1128	1134a					1149a			1159	1204a		
Berrylands	d								1100								1130										1201		
<b>Surbiton</b>	a		1040	1043			1056	1059	1104			1110	1113			1127	1129	1134			1140	1143			1158	1159	1205		

Notes		□				□				□					□				□											
<b>London Waterloo</b>	d	1153	1150	1154	1157	1203	1212	1206	1212	1217	1223	1220	1224	1227	1233	1242	1236	1242	1247	1253	1250	1254	1257	1303	1312	1306	1312	1317	1323	
Vauxhall	d		1154	1158	1201	1207		1210	1216	1221		1224	1228	1231	1237		1240	1246	1251		1254	1258	1301	1307		1310	1316	1321		
Clapham Junction	d	1200u	1159	1203	1206	1212	1219u	1215	1221	1226	1230u	1229	1233	1236	1242		1245	1251	1256	1300u	1259	1303	1306	1312	1319u	1315	1321	1326	1330u	
Earlsfield	d		1202	1206	1209	1215		1218		1229		1232	1236	1239	1245		1248		1259		1302	1306	1309	1315		1318		1329		
Wimbledon	d		1206	1210	1213	1219		1222	1228	1233		1236	1240	1243	1249		1252	1258	1303		1306	1310	1313	1319		1322	1328	1333		
Raynes Park	d			1213a	1216			1225	1231	1236a			1243a	1246			1256	1301	1306a			1313a	1316			1325	1331	1336a		
New Malden	d				1219a			1228	1235a					1249a			1259	1304a				1319a				1328	1334a			
Berrylands	d							1230									1301									1328	1334a			
<b>Surbiton</b>	a	1210	1213			1226	1229	1234			1240	1243			1256	1259	1305			1310	1313			1326	1329	1334			1340	

Notes					□				□						□				□											
<b>London Waterloo</b>	d	1320	1324	1327	1333	1342	1336	1342	1347	1353	1350	1354	1357	1403	1412	1406	1412	1417	1423	1420	1424	1427	1433	1442	1436	1442	1447	1453	1450	
Vauxhall	d	1324	1328	1331	1337		1340	1346	1351		1354	1358	1401	1407		1410	1416	1421		1424	1428	1431	1437		1440	1446	1451	1454		
Clapham Junction	d	1329	1333	1336	1342		1345	1351	1356	1400u	1359	1403	1406	1412	1419u	1415	1421	1426	1430u	1429	1433	1436	1442		1445	1451	1456	1500u	1459	
Earlsfield	d	1332	1336	1339	1345		1348		1359		1402	1406	1409	1415		1418		1429		1432	1436	1439	1445		1448		1459		1502	
Wimbledon	d	1336	1340	1343	1349		1352	1359	1403		1406	1410	1413	1419		1423	1428	1433		1436	1440	1443	1449		1452	1458	1503		1506	
Raynes Park	d		1343a	1346			1355	1402	1406a			1413a	1416			1426	1431	1436a			1443a	1446			1455	1501	1506a			
New Malden	d			1349a			1358	1405a					1419a			1429	1434a					1449a			1458	1504a				
Berrylands	d						1400									1431									1500					
<b>Surbiton</b>	a	1343			1356	1359	1404			1410	1413			1426	1429	1435			1440	1443			1456	1459	1504			1510	1513	

Late night and weekend trains may be altered due to engineering works.

Please check at [southwesternrailway.com](http://southwesternrailway.com) before travelling.

For guide to all other notes and symbols see end of timetable.

# MONDAY TO FRIDAY

# London Waterloo to Wimbledon and Surbiton (Complete service)

Notes				□				□					□				□				□				□				
<b>London Waterloo</b>	d	1454	1457	1503	1512	1506	1512	1517	1523	1520	1524	1527	1533	1542	1536	1542	1547	1553	1550	1554	1557	1603	1612	1606	1612	1617	1625	1620	1624
Vauxhall	d	1458	1501	1507		1510	1516	1521		1524	1528	1531	1537		1540	1546	1551		1554	1558	1601	1607		1610	1616	1621		1624	1628
Clapham Junction	d	1503	1506	1512	1519u	1515	1521	1526	1531u	1529	1533	1536	1542		1545	1551	1556	1600u	1559	1603	1606	1612	1619u	1615	1621	1626		1629	1633
Earlsfield	d	1506	1509	1515		1518		1529		1532	1536	1539	1545		1548	1554	1559		1602	1606	1609	1615		1618	1624	1629		1632	1636
Wimbledon	d	1510	1513	1519		1522	1529	1533		1536	1540	1543	1549		1552	1558	1603		1606	1610	1613	1619		1622	1628	1633		1636	1640
Raynes Park	d	1513a	1516			1525	1532	1536a			1543a	1546			1555	1601	1606a			1613a	1616			1625	1631	1636a		1643a	
New Malden	d		1519a			1528	1535a				1549a				1558	1604a				1619a				1628	1634a				
Berrylands	d					1530									1600									1630					
<b>Surbiton</b>	a			1527	1529	1534			1541	1543			1556	1559	1604				1610	1613			1626	1629	1634			1640	1643

Notes			□			★	★	★	★	★	★	★	★	★	★	★	□	★	★	★	★	★	★	★	★	★	□	★	
<b>London Waterloo</b>	d	1627	1633	1642	1636	1642	1647	1650	1654	1657	1702	1703	1706	1712	1717	1720	1724	1727	1732	1733	1736	1739	1742	1747	1750	1754	1757	1802	1803
Vauxhall	d	1631	1637		1640	1646	1651	1654	1658	1701		1707	1710	1716	1721	1724	1728	1731		1737	1740	1744	1747	1751	1754	1758	1801		1807
Clapham Junction	d	1636	1642		1645	1651	1656	1659	1703	1706		1712	1715	1721	1726	1729	1733	1736		1742	1745	1749	1752	1756	1759	1803	1806		1812
Earlsfield	d	1639	1645		1648	1654	1659	1702	1706	1709		1715	1718	1724	1729	1732	1736	1739		1745	1748		1755	1759	1802	1806	1809		1815
Wimbledon	d	1643	1649		1652	1658	1703	1706	1710	1713		1719	1722	1728	1733	1736	1740	1743		1749	1752	1756a	1759	1803	1806	1810	1813		1819
Raynes Park	d	1646			1655	1701	1706a		1713a	1716			1725	1731	1737a		1743a	1746			1755		1802	1807a		1814a	1816		
New Malden	d	1649a			1658	1704a			1719a			1728	1734a				1749a			1758		1805a				1819a			
Berrylands	d				1700							1730								1800									
<b>Surbiton</b>	a		1656	1659	1704			1713			1717	1726	1734			1743			1747	1756	1804				1813			1817	1826

Notes	★	★	★	★	□	★	★	★	★	★	★	★	★	★	★	□		□		□							□		
<b>London Waterloo</b>	d	1806	1809	1812	1817	1825	1820	1824	1827	1833	1836	1842	1847	1853	1850	1854	1857	1903	1912	1906	1912	1917	1923	1920	1924	1927	1933	1942	1936
Vauxhall	d	1810	1813	1816	1821		1824	1828	1831	1837	1841	1847	1851		1854	1858	1901	1907		1910	1916	1921		1924	1928	1931	1937		1940
Clapham Junction	d	1815	1818	1821	1826	1832u	1829	1833	1836	1842	1846	1852	1856	1900u	1859	1903	1906	1912	1919u	1915	1921	1926	1931u	1929	1933	1936	1942	1949u	1945
Earlsfield	d	1818		1824	1829		1832	1836	1839	1845	1849	1855	1859		1902	1906	1909	1915		1918	1924	1929		1932	1936	1939	1945		1948
Wimbledon	d	1822	1825a	1828	1833		1836	1840	1843	1849		1853	1859	1903	1906	1910	1913	1919		1922	1928	1933		1936	1940	1943	1949		1952
Raynes Park	d	1825		1831	1837a			1843a	1846			1856	1902	1906a		1913a	1916			1925	1931	1936a			1943a	1946		1955	
New Malden	d	1828		1834a					1849a			1859	1905a			1919a				1928	1934a					1949a		1958	
Berrylands	d	1830										1901								1930								2000	
<b>Surbiton</b>	a	1834				1842	1843			1856	1905			1910	1913			1926	1929	1934			1941	1943			1956	1959	2004

Late night and weekend trains may be altered due to engineering works. Please check at [southwesternrailway.com](http://southwesternrailway.com) before travelling.

★ Passengers travelling with cycles may not join or leave services at stations with train times shown in blue. For guide to all other notes and symbols see end of timetable.

**MONDAY TO FRIDAY**
**London Waterloo to Wimbledon and Surbiton (Complete service)**

Notes										□					□												□						
<b>London Waterloo</b>	d	1942	1947	1950	1954	1957	2003	2006	2012	2017	2023	2020	2024	2027	2033	2042	2036	2042	2047	2053	2056	2058	2103	2106	2112	2117	2123	2120	2124				
Vauxhall	d	1946	1951	1954	1958	2001	2007	2010	2016	2021		2024	2028	2031	2037		2040	2046	2051	2057	2100	2103	2107	2110	2116	2121	2124	2128					
Clapham Junction	d	1951	1956	1959	2003	2006	2012	2015	2021	2026	2030u	2029	2033	2036	2042	2049u	2045	2051	2056	2102	2105	2108	2112	2115	2121	2126	2130u	2129	2132	2133			
Earlsfield	d		1959	2002	2006	2009	2015	2018		2029		2032	2036	2039	2045		2048		2059	2105	2108	2111	2115	2118		2129	2132	2136					
Wimbledon	d	1958	2003	2006	2010	2013	2019	2022	2028	2033		2036	2040	2043	2049		2052	2058	2103	2109	2112	2115	2119	2122	2128	2133		2136	2140				
Raynes Park	d	2001	2006a		2013a	2016		2025	2031	2036a		2043a	2046				2055	2101	2107a		2115a	2118		2125	2131	2136a			2143a				
New Malden	d	2004a			2019a			2028	2034a				2049a				2058	2104a			2121a		2128	2134a									
Berrylands	d							2030									2100							2130									
<b>Surbiton</b>	a			2013			2026	2034			2040	2043			2056	2059	2104			2116			2127	2134			2140	2143					

Notes			□												□						□														
<b>London Waterloo</b>	d	2127	2133	2142	2136	2142	2147	2150	2154	2157	2203	2206	2212	2217	2223	2220	2224	2227	2233	2242	2236	2242	2253	2250	2254	2257	2300	2303	2306						
Vauxhall	d	2131	2137		2140	2146	2151	2154	2158	2201	2207	2210	2216	2221		2224	2228	2231	2237		2240	2246		2254	2258	2301	2304	2307	2310						
Clapham Junction	d	2136	2142	2149u	2145	2151	2156	2159	2203	2206	2212	2215	2221	2226	2230u	2229	2233	2236	2242	2249u	2245	2251	2300u	2259	2303	2306	2309	2312	2315						
Earlsfield	d	2139	2145		2148	2159	2202	2206	2209	2215	2218		2229		2232	2236	2239	2245			2248				2302	2306	2309	2312	2315	2318					
Wimbledon	d	2143	2149		2152	2158	2203	2206	2210	2213	2219	2222	2228	2233		2236	2240	2243	2249		2252	2259		2306	2310	2313	2316	2319	2322						
Raynes Park	d	2146			2155	2201	2206a		2213a	2216		2225	2231	2236a			2243a	2246			2255	2302				2313a	2316	2320a			2325				
New Malden	d	2149a			2158	2204a			2219a			2228	2234a			2249a					2258	2304a					2319a			2328					
Berrylands	d				2200							2230									2300								2330						
<b>Surbiton</b>	a		2156	2159	2204			2213			2226	2234			2240	2243				2256	2259	2304		2310	2313				2326	2334					

Notes	FX	□	□		FO	FO	□ FO	FO	FX	FO	□ FX	□ FO		FO	FX	SO	SX		□ SO	SO	SO	SO	SO	SO	□ SO									
<b>London Waterloo</b>	d	2310	2312	2313	2323	2320	2324	2327	2333	2342	2336	2342	2342	2346	2348	2356	2350	2353	2357	0003	0009	0012	0014	0020	0025	0037	0042	0105						
Vauxhall	d	2314		2317	2324	2328	2331	2337		2340	2346	2346	2350		2354	2357	0001	0007	0013	0016			0024	0029	0041	0046	0109							
Clapham Junction	d	2319	2319u	2322	2330u	2329	2333	2336	2342	2350u	2345	2351	2351	2355	2355u	0003u	2359	0002	0006	0012	0018	0021	0021u	0031	0036	0046	0051	0115						
Earlsfield	d	2322			2332	2336	2339	2345		2348	2354	2354	2358		0002	0005	0009	0015	0021	0024			0034	0039	0050s									
Wimbledon	d	2326		2329	2336	2340	2343	2349			2352	2358	2358	0002		0006	0009	0013	0019	0025			0038	0043	0056	0101	0120s							
Raynes Park	d	2329a		2332	2343a	2346					2355	0001	0001a	0005a			0012a	0016				0031		0046a	0059	0104	0107a							
New Malden	d			2335a		2349a					2358	0004a						0019a				0034a				0102	0107a							
Berrylands	d										0001														0104s									
<b>Surbiton</b>	a		2337		2341	2344			2356	2359	0004				0005	0013	0014				0026	0032		0032	0045		0108			0128				

Late night and weekend trains may be altered due to engineering works.  
Please check at [southwesternrailway.com](http://southwesternrailway.com) before travelling.

For guide to all other notes and symbols see end of timetable.

## SATURDAY

## London Waterloo to Wimbledon and Surbiton (Complete service)

Notes			□									□								□				□					
<b>London Waterloo</b>	d	0512	0520	0530		0550		0603	0612	0617		0627	0633	0642	0636	0642	0647	0650	0654	0657	0703	0712	0706	0712	0717	0723	0720	0724	0727
Vauxhall	d	0516	0524			0554		0607	0616	0621		0631	0637		0640	0646	0651	0654	0658	0701	0707		0710	0716	0721	0724	0728	0731	
Clapham Junction	d	0521	0529	0537u		0559		0612	0621	0626		0636	0642	0649u	0645	0651	0656	0659	0703	0706	0712	0720u	0715	0721	0726	0731u	0729	0733	0736
Earlsfield	d	0524	0532			0602		0615	0625	0629		0639	0645		0648		0659	0702	0706	0709	0715		0718		0729	0732	0736	0739	
Wimbledon	d	0528	0536	0543	0603	0606	0613	0619	0628	0633	0639	0643	0649		0652	0658	0703	0706	0710	0713	0719		0722	0728	0733		0736	0740	0743
Raynes Park	d	0531			0607a		0616	0622	0631	0636a	0643a	0646			0655	0701	0706a		0713a	0716			0725	0731	0736a		0743a	0746	
New Malden	d	0534a				0619a	0625	0634a		0649a					0658	0704a			0719a				0728	0734a				0749a	
Berrylands	d						0627								0700								0730						
<b>Surbiton</b>	a		0543	0550		0613		0631				0656	0659	0705				0713				0726	0730	0734		0741	0743		

Notes			□			□						□									□				□					
<b>London Waterloo</b>	d	0733	0742	0736	0742	0747	0754	0750	0754	0757	0803	0812	0806	0812	0817	0824	0820	0824	0827	0833	0842	0836	0842	0847	0854	0850	0854	0857	0903	
Vauxhall	d	0737		0740	0746	0751		0754	0758	0801	0807		0810	0816	0821		0824	0828	0831	0837		0840	0846	0851	0854	0858	0901	0907		
Clapham Junction	d	0742		0745	0751	0756	0801u	0759	0803	0806	0812	0819u	0815	0821	0826	0831u	0829	0833	0836	0842		0845	0851	0856	0901u	0859	0903	0906	0912	
Earlsfield	d	0745		0748	0759		0802	0806	0810	0815		0818	0829		0832	0836	0839	0845	0848			0848	0859		0902	0906	0909	0915		
Wimbledon	d	0749		0752	0758	0803		0806	0810	0814	0819		0822	0828	0833		0836	0840	0843	0849		0852	0858	0903		0906	0910	0913	0919	
Raynes Park	d			0755	0801	0806a			0813a	0817			0825	0831	0836a			0843a	0846			0855	0901	0906a		0913a	0916			
New Malden	d			0758	0804a				0819a				0828	0834a				0849a				0858	0904a				0919a			
Berrylands	d			0800									0830									0900								
<b>Surbiton</b>	a	0756	0759	0804			0811	0813			0826	0829	0834			0841	0843				0856	0859	0904			0911	0913			0926

Notes			□			□						□									□				□					
<b>London Waterloo</b>	d	0912	0906	0912	0917	0924	0920	0924	0927	0933	0942	0936	0942	0947	0954	0950	0954	0957	1003	1012	1006	1012	1017	1024	1020	1024	1027	1033	1042	
Vauxhall	d		0910	0916	0921		0924	0928	0931	0937		0940	0946	0951		0954	0958	1001	1007		1010	1016	1021		1024	1028	1031	1037		
Clapham Junction	d	0919u	0915	0921	0926	0931u	0929	0933	0936	0942		0945	0951	0956	1001u	0959	1003	1006	1012	1019u	1015	1021	1026	1031u	1029	1033	1036	1042		
Earlsfield	d		0918	0929		0932	0936	0939	0945		0948		0959		1002	1006	1009	1015			1018	1029			1032	1036	1039	1045		
Wimbledon	d		0922	0928	0933		0936	0940	0943	0949		0952	0958	1003		1006	1010	1013	1019		1022	1028	1033		1036	1040	1043	1049		
Raynes Park	d		0925	0931	0936a			0943a	0946			0955	1001	1006a			1013a	1016			1025	1031	1036a			1043a	1046			
New Malden	d		0928	0934a				0949a				0958	1004a					1019a			1028	1034a					1049a			
Berrylands	d		0930									1000									1030									
<b>Surbiton</b>	a	0929	0934			0941	0943			0956	0959	1004			1011	1013				1026	1029	1034			1041	1043			1056	1059

Late night and weekend trains may be altered due to engineering works.

Please check at [southwesternrailway.com](http://southwesternrailway.com) before travelling.

For guide to notes and symbols see end of timetable.



## SATURDAY

## London Waterloo to Wimbledon and Surbiton (Complete service)

Notes																													
<b>London Waterloo</b>	d	1524	1520	1524	1527	1533	1542	1536	1542	1547	1554	1550	1554	1557	1603	1612	1606	1612	1617	1624	1620	1624	1627	1633	1642	1636	1642	1647	1654
Vauxhall	d		1524	1528	1531	1537		1540	1546	1551		1554	1558	1601	1607		1610	1616	1621		1624	1628	1631	1637		1640	1646	1651	1654
Clapham Junction	d	1531u	1529	1533	1536	1542		1545	1551	1556	1601u	1559	1603	1606	1612	1619u	1615	1621	1626	1631u	1629	1633	1636	1642		1645	1651	1656	1701u
Earlsfield	d		1532	1536	1539	1545		1548		1559		1602	1606	1609	1615		1618		1629		1632	1636	1639	1645		1648		1659	
Wimbledon	d		1536	1540	1543	1549		1552	1558	1603		1606	1610	1613	1619			1622	1628	1633		1636	1640	1643	1649		1652	1658	1703
Raynes Park	d			1543a	1546			1555	1601	1606a			1613a	1616			1625	1631	1636a		1643a	1646				1655	1701	1706a	
New Malden	d				1549a			1558	1604a				1619a				1628	1634a				1649a				1658	1704a		
Berrylands	d							1600									1630									1700			
<b>Surbiton</b>	a	1541	1543			1556	1559	1604				1611	1613			1626	1629	1634			1641	1643			1656	1659	1704		1711

Notes																													
<b>London Waterloo</b>	d	1650	1654	1657	1703	1712	1706	1712	1717	1724	1720	1724	1727	1733	1742	1736	1742	1747	1754	1750	1754	1757	1803	1812	1806	1812	1817	1824	1820
Vauxhall	d	1654	1658	1701	1707		1710	1716	1721		1724	1728	1731	1737		1740	1746	1751		1754	1758	1801	1807		1810	1816	1821	1824	1824
Clapham Junction	d	1659	1703	1706	1712	1719u	1715	1721	1726	1731u	1729	1733	1736	1742		1745	1751	1756	1801u	1759	1803	1806	1812	1819u	1815	1821	1826	1831u	1829
Earlsfield	d	1702	1706	1710	1715		1718		1729		1732	1736	1739	1745		1748		1759		1802	1806	1809	1815		1818		1829		1832
Wimbledon	d	1706	1710	1714	1719		1722	1728	1733		1736	1740	1743	1749		1752	1758	1803		1806	1810	1813	1819		1822	1828	1833	1836	
Raynes Park	d		1713a	1717			1725	1731	1736a			1743a	1746			1755	1801	1806a			1813a	1816			1825	1831	1836a		
New Malden	d			1719a			1728	1734a				1749a				1758	1804a					1819a			1828	1834a			
Berrylands	d						1730									1800									1830				
<b>Surbiton</b>	a	1713			1726	1729	1734			1741	1743			1756	1759	1804			1811	1813			1826	1829	1834			1841	1843

Notes																													
<b>London Waterloo</b>	d	1824	1827	1833	1842	1836	1842	1847	1854	1850	1854	1857	1903	1912	1906	1912	1917	1924	1920	1924	1927	1933	1942	1936	1942	1947	1954	1950	1954
Vauxhall	d	1828	1831	1837		1840	1846	1851		1854	1858	1901	1907		1910	1916	1921		1924	1928	1931	1937		1940	1946	1951	1954	1958	
Clapham Junction	d	1833	1836	1842		1845	1851	1856	1901u	1859	1903	1906	1912	1919u	1915	1921	1926	1931u	1929	1933	1936	1942		1945	1951	1956	2001u	1959	2003
Earlsfield	d	1836	1839	1845		1848		1859		1902	1906	1909	1915	1918		1929			1932	1936	1939	1945		1948		1959		2002	2006
Wimbledon	d	1840	1843	1849		1852	1858	1903		1906	1910	1913	1919		1922	1928	1933		1936	1940	1943	1949		1952	1958	2003		2006	2010
Raynes Park	d	1843a	1846			1855	1901	1906a			1913a	1916			1925	1931	1936a			1943a	1946			1955	2001	2006a			2013a
New Malden	d		1849a			1858	1904a				1919a				1928	1934a					1949a			1958	2004a				
Berrylands	d					1900																		2000					
<b>Surbiton</b>	a			1856	1859	1904			1911	1913			1926	1929	1934			1941	1943			1956	1959	2004			2011	2013	

Late night and weekend trains may be altered due to engineering works.

Please check at [southwesternrailway.com](http://southwesternrailway.com) before travelling.

For guide to notes and symbols see end of timetable.

## SATURDAY

## London Waterloo to Wimbledon and Surbiton (Complete service)

Notes			□				□					□					□						□						
<b>London Waterloo</b>	d	1957	2003	2012	2006	2012	2017	2024	2020	2024	2027	2033	2042	2036	2042	2047	2054	2050	2054	2057	2103	2112	2106	2112	2117	2124	2120	2124	2127
Vauxhall	d	2001	2007		2010	2016	2021		2024	2028	2031	2037		2040	2046	2051	2054	2058	2101	2107	2110	2116	2121	2126	2131	2124	2128	2131	
Clapham Junction	d	2006	2012	2019u	2015	2021	2026	2031u	2029	2033	2036	2042		2045	2051	2056	2101u	2059	2103	2106	2112	2119u	2115	2121	2126	2131u	2129	2133	2136
Earlsfield	d	2009	2015		2018	2021	2029		2032	2036	2039	2045		2048	2059	2102	2106	2109	2115	2118		2119u	2115	2121	2126	2131u	2129	2133	2136
Wimbledon	d	2013	2019		2022	2029	2033		2036	2040	2043	2049		2052	2058	2103	2106	2110	2113	2119		2119u	2115	2121	2126	2131u	2129	2133	2136
Raynes Park	d	2016			2025	2032	2036a			2043a	2046			2055	2101	2106a			2113a	2116		2119u	2115	2121	2126	2131u	2129	2133	2136
New Malden	d	2019a			2028	2035a				2049a	2046			2055	2101	2106a			2113a	2116		2119a	2115	2121	2126	2131u	2129	2133	2136
Berrylands	d				2030									2058	2104a				2119a			2119u	2115	2121	2126	2131u	2129	2133	2136
<b>Surbiton</b>	a		2026	2029	2034			2041	2043				2056	2059	2104						2126	2129	2134			2141	2143		

Notes		□				□					□				□					□									
<b>London Waterloo</b>	d	2133	2142	2136	2142	2147	2154	2150	2154	2157	2203	2212	2206	2212	2217	2224	2220	2224	2227	2233	2242	2236	2242	2254	2250	2254	2257	2300	2303
Vauxhall	d	2137		2140	2146	2151	2154	2158	2201	2207		2210	2216	2221	2224	2224	2228	2231	2237	2242	2249u	2245	2248	2251	2254	2258	2301	2304	2307
Clapham Junction	d	2142		2145	2151	2156	2201u	2159	2203	2206	2212	2219u	2215	2221	2226	2231u	2229	2233	2236	2242	2249u	2245	2248	2251	2254	2258	2301	2304	2307
Earlsfield	d	2145		2148	2154	2159		2202	2206	2209	2215		2218	2229		2232	2236	2239	2245		2249u	2245	2248	2251	2254	2258	2301	2304	2307
Wimbledon	d	2149		2152	2158	2203		2206	2210	2213	2219		2222	2228		2232	2236	2243	2249		2249u	2245	2248	2251	2254	2258	2301	2304	2307
Raynes Park	d			2155	2201	2206a			2213a	2216			2225	2231	2236a			2243a	2246		2249u	2245	2248	2251	2254	2258	2301	2304	2307
New Malden	d			2158	2204a				2219a	2216			2225	2231	2236a			2243a	2246		2249u	2245	2248	2251	2254	2258	2301	2304	2307
Berrylands	d			2200						2216			2225	2231	2236a			2243a	2246		2249u	2245	2248	2251	2254	2258	2301	2304	2307
<b>Surbiton</b>	a	2156	2159	2204			2211	2213			2226	2229	2234			2241	2243			2256	2259	2304		2311	2313			2326	

Notes		□	□				□				□				□					□									
<b>London Waterloo</b>	d	2306	2312	2312	2324	2320	2324	2327	2333	2342	2336	2342	2345	2355	2350	2353	2357	0003	0012	0014	0020	0025	0037	0042	0105	0142			
Vauxhall	d	2310		2316	2324	2328	2331	2337		2340	2346	2350		2354	2357	0001	0007	0016		0024	0029	0042	0047	0109	0146				
Clapham Junction	d	2315	2319u	2321	2331u	2329	2333	2336	2342	2349u	2345	2351	2355	0002u	2359	0002	0006	0012	0021	0021u	0029	0036	0049	0054	0115	0153			
Earlsfield	d	2318			2332	2336	2339	2345		2348		2358		0002	0005	0009	0015	0024		0032	0039	0052s							
Wimbledon	d	2322		2328	2336	2340	2343	2349		2352	2358	0002	0006	0009	0013	0019	0028		0036	0043	0058	0101	0127s	0159					
Raynes Park	d	2325		2331		2344a	2346			2355	0001	0005a		0012a	0016	0019	0031		0046a	0101	0104	0202							
New Malden	d	2328		2334a		2349a				2358	0004a				0019		0034a			0104	0107a	0204a							
Berrylands	d	2330								0001										0106s									
<b>Surbiton</b>	a	2334	2337		2341	2344			2356	2359	0004			0012	0014			0026		0032	0043	0110		0135					

Late night and weekend trains may be altered due to engineering works.

Please check at [southwesternrailway.com](http://southwesternrailway.com) before travelling.

For guide to notes and symbols see end of timetable.

# SUNDAY

# London Waterloo to Wimbledon and Surbiton (Complete service)

Notes																□													
London Waterloo	d	0620	0633	0657			0710	0718		0727		0740		0748		0757	0802	0807	0810	0818	0821	0827	0832	0840	0848	0851		0857	0902
Vauxhall	d	0624	0637	0701			0714	0722		0731		0744		0752		0801	0806	0814	0822	0825	0831	0836	0844	0852	0855		0901	0906	
Clapham Junction	d	0629	0642	0706			0719	0727		0736		0749		0757		0806	0811	0815	0819	0827	0830	0836	0841	0849	0857	0900		0906	0912
Earlsfield	d			0709			0722	0730		0739		0752		0800		0809	0814	0822	0830	0833	0839	0844	0852	0900	0903		0909	0916	
Wimbledon	d	0635	0648	0713	0716	0720	0726	0734	0737	0744	0748	0756	0802	0804	0808	0815	0818	0822	0826	0834	0837	0843	0848	0856	0904	0907	0913	0913	0920
Raynes Park	d	0638	0652a	0716		0723a		0737	0740a	0747	0752a		0805	0808	0811a	0818	0822a		0837	0840a	0846	0852a		0907	0910a		0917	0923a	
New Malden	d	0640a		0719			0740a	0749		0752		0808	0811a		0820			0840a		0849				0910a			0920		
Berrylands	d			0721				0752				0810			0823					0851							0923		
Surbiton	a			0725	0728		0734			0755		0803	0814		0826		0829	0835			0855		0903			0920	0926		

Notes	□											□																	
London Waterloo	d	0905	0910	0918	0921	0927	0932	0940	0948	0951		0957	1002	1007	1010	1018	1021	1027	1032	1040	1048	1051		1057	1102	1107	1110	1118	1121
Vauxhall	d		0914	0922	0925	0931	0936	0944	0952	0955		1001	1006		1014	1022	1025	1031	1037	1044	1052	1055		1101	1107		1114	1122	1125
Clapham Junction	d	0915	0919	0927	0930	0936	0941	0949	0957	1000		1006	1012	1015	1019	1027	1030	1036	1042	1049	1057	1100		1106	1112	1115	1119	1127	1130
Earlsfield	d		0922	0930	0933	0939	0944	0952	1000	1003		1009	1016		1022	1030	1034	1040	1045	1053	1101	1104		1110	1115		1123	1131	1134
Wimbledon	d	0922	0926	0934	0937	0943	0948	0956	1004	1007	1013	1013	1020	1022	1026	1034	1038	1044	1049	1057	1105	1108	1113	1114	1119	1122	1127	1135	1138
Raynes Park	d			0937	0940a	0946	0952a		1007	1010a		1017	1023a		1037	1041a	1047	1053a		1108	1111a		1117	1123a			1138	1141a	
New Malden	d			0940a		0949			1010a			1020			1040a					1110a			1120				1140a		
Berrylands	d					0951						1023										1123							
Surbiton	a	0929	0935			0955		1003			1020	1026		1029	1035			1055		1104			1120	1126		1129	1135		

Notes									□												□								
London Waterloo	d	1127	1132	1140	1148	1151		1157	1202	1207	1210	1218	1221	1227	1232	1240	1248	1251		1257	1302	1307	1310	1318	1321	1327	1332	1340	1348
Vauxhall	d	1131	1137	1144	1152	1155		1201	1207		1214	1222	1225	1231	1236	1244	1252	1255		1301	1306		1314	1322	1325	1331	1336	1344	1352
Clapham Junction	d	1136	1142	1149	1157	1200		1206	1212	1215	1219	1227	1230	1236	1242	1249	1257	1300		1306	1311	1315	1319	1327	1330	1336	1341	1349	1357
Earlsfield	d	1140	1145	1153	1201	1204		1210	1215		1223	1231	1234	1239	1245	1252	1300	1303		1310	1314		1322	1330	1333	1339	1344	1352	1400
Wimbledon	d	1144	1149	1157	1205	1208	1213	1214	1219	1222	1227	1235	1238	1243	1249	1256	1304	1307	1313	1314	1318	1322	1326	1334	1337	1343	1348	1356	1404
Raynes Park	d	1147	1153a		1208	1211a		1217	1223a			1238	1241a	1246	1252a		1307	1310a		1317	1321a			1337	1340a	1346	1352a	1407	
New Malden	d	1149			1210a			1220				1240a		1249			1310a			1320				1340a		1349		1410a	
Berrylands	d	1152						1223						1251						1323						1351			
Surbiton	a	1155		1204			1220	1226		1229	1235			1255		1303			1320	1326		1329	1335			1355		1403	

Late night and weekend trains may be altered due to engineering works. Please check at [southwesternrailway.com](http://southwesternrailway.com) before travelling.

For guide to notes and symbols see end of timetable.



**SUNDAY**

London Waterloo to Wimbledon and Surbiton (Complete service)

Notes					□												□												
<b>London Waterloo</b>	d	1351	1357	1402	1406	1407	1410	1418	1421	1427	1432	1440	1448	1451	1457	1502	1506	1507	1510	1518	1521	1527	1532	1537	1540	1548	1551	1557	1602
Vauxhall	d	1355	1401	1406	1410		1414	1422	1425	1431	1436	1444	1452	1455	1501	1506	1510		1514	1522	1525	1531	1536		1544	1552	1555	1601	1606
Clapham Junction	d	1400	1406	1411	1415	1415	1419	1427	1430	1436	1441	1449	1457	1500	1506	1511	1515	1515	1519	1527	1530	1536	1541	1546	1549	1557	1600	1606	1611
Earlsfield	d	1403	1409	1414	1418		1422	1430	1433	1439	1444	1452	1500	1503	1509	1514	1518		1522	1530	1533	1539	1544		1552	1600	1603	1609	1614
Wimbledon	d	1407	1413	1418	1422	1422	1426	1434	1437	1443	1448	1456	1504	1507	1513	1518	1522	1522	1526	1534	1537	1543	1548	1553	1556	1604	1607	1613	1618
Raynes Park	d	1410a	1416	1421a				1437	1440a	1447	1452a		1507	1510a	1516	1521a			1537	1540a	1546	1552a			1607	1610a	1616	1621a	
New Malden	d		1419					1440a		1449			1510a		1519				1540a		1549					1610a	1619		
Berrylands	d		1421							1452					1521						1551						1621		
<b>Surbiton</b>	a		1425		1429	1429	1435			1455		1503			1525		1529	1529	1535		1555		1600	1603			1625		

Notes		□						□							□						□									□
<b>London Waterloo</b>	d	1606	1607	1610	1618	1621	1627	1632	1637	1640	1648	1651	1657	1702	1706	1707	1710	1718	1721	1727	1732	1737	1740	1748	1751	1757	1802	1806	1807	
Vauxhall	d	1610		1614	1622	1625	1631	1636		1644	1652	1655	1701	1706	1710		1714	1722	1725	1731	1736		1744	1752	1755	1801	1806	1810		
Clapham Junction	d	1615	1616	1619	1627	1630	1636	1641	1646	1649	1657	1700	1706	1711	1715	1716	1719	1727	1730	1736	1741	1746	1749	1757	1800	1806	1811	1815	1816	
Earlsfield	d	1618		1622	1630	1633	1639	1644		1652	1700	1703	1709	1714	1718		1722	1730	1733	1739	1744		1752	1800	1803	1809	1814	1818		
Wimbledon	d	1622	1622	1626	1634	1637	1643	1648		1653	1656	1704	1707	1713	1718	1722	1722	1726	1734	1737	1743	1748	1753	1756	1804	1807	1813	1818	1822	1822
Raynes Park	d				1637	1640a	1646	1652a			1707	1710a	1716	1721a			1737	1740a	1746	1752a			1807	1810a	1816	1821a				
New Malden	d				1640a		1649				1710a		1719				1740a		1749				1810a		1819					
Berrylands	d						1651						1721					1751					1810a		1821					
<b>Surbiton</b>	a	1629	1629	1635			1655		1700	1703			1725		1729	1729	1735				1800	1803			1825		1829	1829		

Notes						□							□					□													
<b>London Waterloo</b>	d	1810	1818	1821	1827	1832	1837	1840	1848	1851	1857	1902	1906	1907	1910	1918	1921	1927	1932	1937	1940	1948	1957	2002	2006	2007	2010	2018	2021		
Vauxhall	d	1814	1822	1825	1831	1836		1844	1852	1855	1901	1906	1910		1914	1922	1925	1931	1936		1944	1952	2001	2006	2010	2007	2014	2022	2025		
Clapham Junction	d	1819	1827	1830	1836	1841	1846	1849	1857	1900	1906	1911	1915	1916	1919	1927	1930	1936	1941	1946	1949	1957	2006	2011	2015	2016	2019	2027	2030		
Earlsfield	d	1822	1830	1833	1839	1844		1852	1900	1903	1909	1914	1918		1922	1930	1933	1939	1944		1952	2000	2009	2014	2018	2022	2030	2033			
Wimbledon	d	1826	1834	1837	1843	1848	1853	1856		1904	1907	1913	1918	1922	1922	1926	1934	1937	1943	1948	1953	1956	2004	2013	2018	2022	2022	2026	2034	2037	
Raynes Park	d		1837	1840a	1846	1852a			1907	1910a	1916	1921a			1937	1940a	1946	1952a				2007	2016	2021a			2037	2040a			
New Malden	d		1840a		1849				1910a		1919				1940a		1949					2010a	2019				2040a				
Berrylands	d				1851						1921						1951					2021									
<b>Surbiton</b>	a	1835			1855		1900	1903			1925		1929	1929	1935					2000	2003		2025		2029	2029	2035				

Late night and weekend trains may be altered due to engineering works. Please check at [southwesternrailway.com](http://southwesternrailway.com) before travelling.

For guide to notes and symbols see end of timetable.

# SUNDAY

## London Waterloo to Wimbledon and Surbiton (Complete service)

Notes			□					□						□					□										
<b>London Waterloo</b>	d	2027	2032	2037	2040	2048	2057	2102	2106	2107	2110	2118	2121	2132	2137	2140	2148	2157	2202	2207	2206	2210	2218	2221	2232	2237	2240	2248	2251
Vauxhall	d	2031	2036		2044	2052	2101	2106	2110		2114	2122	2125	2136		2144	2152	2201	2206		2210	2214	2222	2225	2236		2244	2252	2255
Clapham Junction	d	2036	2041	2046	2049	2057	2106	2111	2115	2116	2119	2127	2130	2141	2146	2149	2157	2206	2211	2216	2215	2219	2227	2230	2241	2246	2249	2257	2300
Earlsfield	d	2039	2044		2052	2100	2109	2114	2118		2122	2130	2133	2144		2152	2200	2209	2214		2219	2222	2230	2233	2244		2252	2300	2303
Wimbledon	d	2043	2048	2053	2056	2104	2113	2118	2122	2122	2126	2134	2137	2148	2154	2156	2204	2213	2218	2222	2223	2226	2234	2237	2248	2253	2256	2304	2307
Raynes Park	d	2046	2052a			2107	2116	2121a				2137	2140a	2152a			2207	2216	2221a				2237	2240a	2252a			2307	2310a
New Malden	d	2049				2110a	2119					2140a				2210a	2219						2240a					2310a	
Berrylands	d	2051					2121										2221												
<b>Surbiton</b>	a	2055		2100	2103		2125		2129	2129	2135				2201	2203			2225		2229	2230	2235			2300	2303		

Notes			□					□																					
<b>London Waterloo</b>	d	2257	2302	2306	2307	2310	2318	2332	2340	0001	0012																		
Vauxhall	d	2301	2306	2310		2314	2322	2336	2344	0004	0016																		
Clapham Junction	d	2306	2311	2315	2316	2319	2327	2341	2349	0009	0021																		
Earlsfield	d	2309	2314	2318		2322	2330	2344	2352	0012																			
Wimbledon	d	2313	2318	2322	2322	2326	2334	2348	2356	0016	0027																		
Raynes Park	d	2316	2321a				2337	2352a		0019	0030																		
New Malden	d	2319					2340a			0022	0032a																		
Berrylands	d	2321								0025																			
<b>Surbiton</b>	a	2325		2329	2329	2335			0004	0029																			





Late night and weekend trains may be altered due to engineering works.  
Please check at [southwesternrailway.com](http://southwesternrailway.com) before travelling.

For guide to notes and symbols see end of timetable.

## GUIDE TO NOTES AND SYMBOLS

- FX** Service does not run on Friday.
- FO** Service runs on Friday only.
- SX** Service does not run on Saturday morning.
- SO** Service runs on Saturday morning only.
- a Arrival time.
- d Departure time.
- s Stops to let passengers leave the train only.
- u Stops to let passengers join the train only.
- 1** First class accommodation available.

All services in this timetable are operated by South Western Railway.

-  Interchange for London Underground services. Visit [tfl.gov.uk](http://tfl.gov.uk) for details.
-  Car Park.
-  Interchange for London Trams service to Croydon. Visit [tfl.gov.uk](http://tfl.gov.uk) for details.
-  Minimum connection time where different from the standard five minutes.

### Travelling after midnight?

Trains which run after midnight are shown at the end of the day.

- ★ Passengers travelling with cycles may not join or leave services at stations with train times shown in blue.











### Cycles on trains - Monday to Friday

At peak times the following restrictions apply in the area bounded by Reading, Hook, Alton, Guildford and Dorking.

Passengers travelling with cycles may not join or leave services timed to arrive at London Waterloo between 0715 and 1000 inclusive or timed to depart from London Waterloo between 1645 and 1900 inclusive.

## STATION INFORMATION

See notes for explanation of symbols.

<b>Surbiton</b>			
<b>Berrylands</b>			
<b>New Malden</b>			
<b>Raynes Park</b>			
<b>Wimbledon</b>			
<b>Earlsfield</b>			
<b>Clapham Junction</b>			
<b>Vauxhall</b>			
<b>London Waterloo</b>			

# South Western Railway and Community Rail Partnerships

We are committed to working with Community Rail Partnerships (CRPs) across our network. CRPs are not-for-profit organisations that help to further connect the railway with the communities they serve. They work closely with SWR to promote healthy and sustainable travel, design projects which bring communities together, as well as support social and economic development. SWR is proud to provide core funding and support to 12 CRPs on our network.

## The Community Train Community Rail Partnership

**Stations: Chessington South, Chessington North, Tolworth, Malden Manor, Motspur Park, Raynes Park, New Malden, Berrylands and Surbiton.**

The newest Community Rail Partnership covering stations on South West London.



Visit us at [southwesternrailway.com](https://southwesternrailway.com)

- Buying tickets online
- Live train information
- Train times
- Special offers and days out
- Plan your journey
- Latest news

## Customer Service Centre

**0345 6000 650**

Monday to Friday 0800 - 2000

Saturday 0900 - 1800

Sunday 0900 - 1600

Our UK based team are available for:

- Comments and suggestions

## Assisted Travel

**0800 5282 100**

**Text relay 18001 0800 5282 100**

A freephone service open 24 hours for disabled and older customers.

We recommend booking assistance **2 hours in advance**.

## National Rail Enquiries

**03457 48 49 50**

Train times, fares and rail information.

## Free travel alerts

[southwesternrailway.com/alerts](https://southwesternrailway.com/alerts)

Keeping our registered customers up-to-date with their service running information, delays and alterations.



[@SW\\_Help](https://twitter.com/SW_Help)

Follow South Western Railway on 'X' and be the first to know what's happening on our network.



[Facebook.com/SWRailway](https://Facebook.com/SWRailway)

Providing South Western Railway network information and details of our latest offers.

First MTR South Western Trains Limited (trading as South Western Railway) accepts no liability for any inaccuracy in the information contained in this timetable which is subject to alteration.

First MTR South Western Trains Limited. Registered in England and Wales 07900320.

Registered office: 8th Floor, The Point, 37 North Wharf Road, London W2 1AF.

A First and MTR company.

**South Western**  
 **Railway**

PTT08 06 2024



Please Recycle