



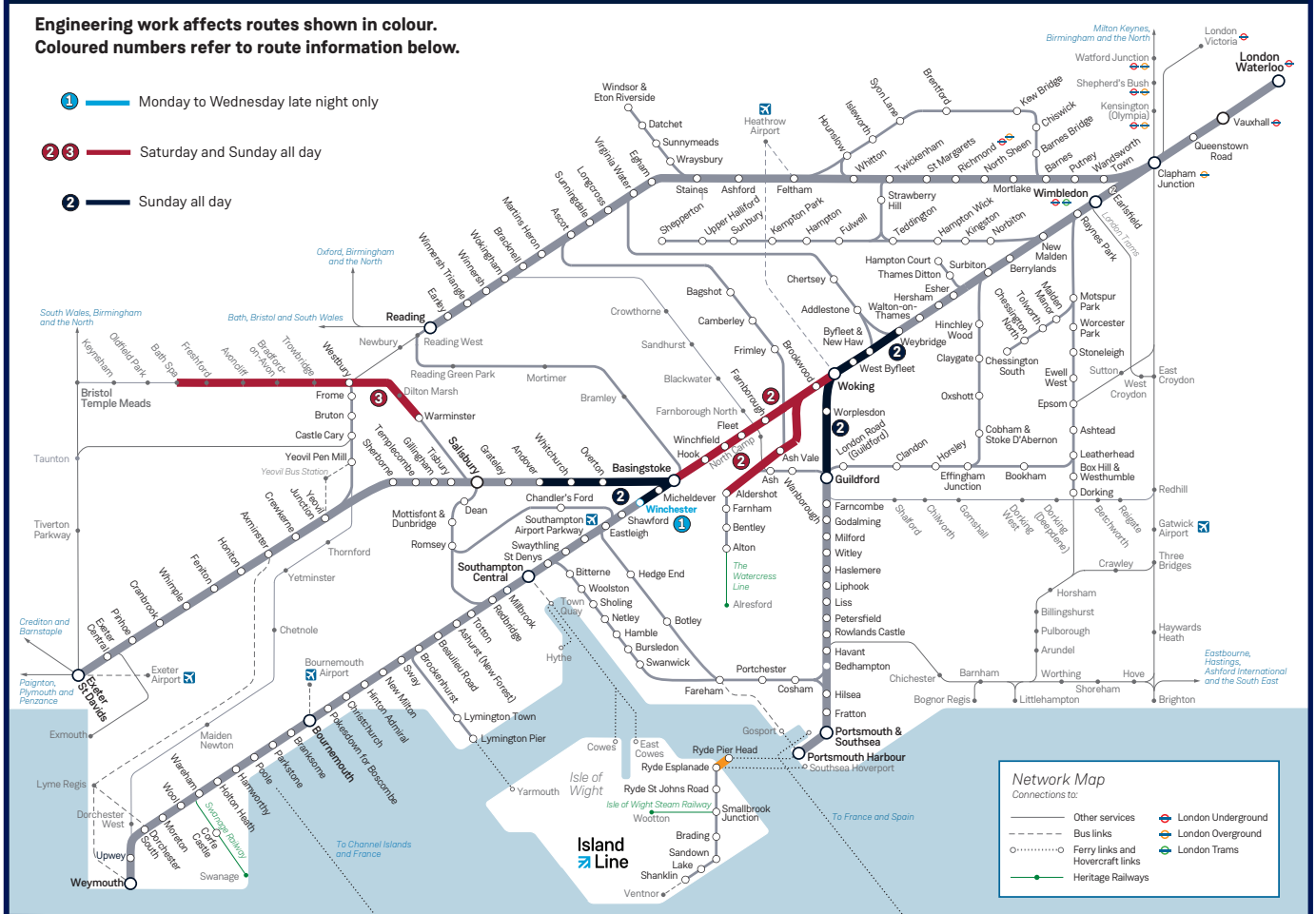
Changes to train times Monday 3 to Sunday 9 March 2025

Engineering work summary

We are sorry that bulky luggage, cycles and prams cannot be carried on the replacement bus services.

Engineering work affects routes shown in colour.
Coloured numbers refer to route information below.

- ① Monday to Wednesday late night only
- ②③ Saturday and Sunday all day
- ② Sunday all day



The map above shows a summary of planned engineering works taking place during the weekend. The coloured dots are linked to the relevant text on the following pages. Click on the dots for quick access to the relevant information.

You can check your journey details by using the train times and ticket section of our website [southwesternrailway.com](https://www.southwesternrailway.com)

For more information please call National Rail Enquiries on **03457 48 49 50** 24 hours, calls charged at local rate and may be recorded.

Follow us on Twitter at [@SW_Help](https://twitter.com/SW_Help)

Overnight engineering work

Late evening and early morning services may need to be altered for emergency repairs or planned work.

Please check if you are planning to travel after 2300 (11pm) or before 0530 (05.30am) as buses may replace trains at short notice.

Midweek engineering work

Advance Information

Monday 10 to Friday 14 March

Castle Cary area

The lines between **Castle Cary and Yeovil** will be **closed from Monday 10 to Friday 14 March, all days inclusive**, due to maintenance work.

Great Western Railway services will also be affected by this work. Please see their publicity for more details.

- South Western Railway services from **London Waterloo to Yeovil via Westbury** will terminate at **Castle Cary**.
- **Buses** will run between **Castle Cary and Yeovil Pen Mill**.

Island Line

Closure until May

Ryde Pier Head to Ryde Esplanade

Island Line between **Ryde Pier Head and Ryde Esplanade** will be **closed until May**.

During the pier's closure, a **minibus** shuttle service will operate between **Ryde Pier Head and Ryde Esplanade**.

- Train services will operate every **30 minutes** between **Ryde Esplanade and Shanklin**.

Monday 3 to Wednesday 5 March

1 Winchester area


Due to maintenance work in the **Winchester** area, some late evening services will be **cancelled** or replaced by **buses** for all or part of their journey.

Return to
Summary
Map

Contact us

Visit us at:
southwesternrailway.com

Travel alerts:
southwesternrailway.com/alerts

 [@SW_Help](https://twitter.com/SW_Help)

 [Facebook.com/SWRailway](https://www.facebook.com/SWRailway)

Customer Service Centre:
0345 6000 650

Opening Hours:	Monday to Friday	0800-2000
	Saturday	0900-1800
	Sunday	0900-1600

Assisted Travel: **0800 5282 100**
Text Relay **18001 0800 5282 100**

National Rail Enquiries:
03457 48 49 50

Weekend engineering work

Advance Information

Monday 10 to Friday 14 March

Castle Cary area

The lines between **Castle Cary and Yeovil** will be **closed from Monday 10 to Friday 14 March, all days inclusive**, due to maintenance work.

Great Western Railway services will also be affected by this work. Please see their publicity for more details.

- South Western Railway services from **London Waterloo to Yeovil via Westbury** will terminate at **Castle Cary**.
- **Buses will run between Castle Cary and Yeovil Pen Mill.**

Island Line

Closure until May

Ryde Pier Head to Ryde Esplanade

Island Line between **Ryde Pier Head and Ryde Esplanade** will be **closed until May**.

During the pier's closure, a **minibus** shuttle service will operate between **Ryde Pier Head and Ryde Esplanade**.

- Train services will operate every **30 minutes** between **Ryde Esplanade and Shanklin**.

Saturday 8 and Sunday 9 March

2 2 Basingstoke and Woking areas

The lines in the **Basingstoke and Woking** areas will be **closed all weekend** due to maintenance work.

Great Western Railway and CrossCountry services will be affected by this work on **Sunday only**. Please see their publicity for more details.

Saturday

- **London Waterloo to Weymouth** services will be **revised**. An **hourly** service will depart **earlier** from **London Waterloo**. These services will be diverted between **Woking and Southampton Central** and will call additionally at **Guildford, Havant and Fareham**.
- **London Waterloo to Portsmouth via Eastleigh** services will start from **Basingstoke**.
- **London Waterloo to Portsmouth via Guildford** services will be **revised**. Some services will terminate at **Guildford**.
- **London Waterloo to Exeter St Davids** services will start from **Basingstoke**.
- **London Waterloo to Salisbury** stopping services will start from **Reading**.
- Additional services will run between **London Waterloo, Clapham Junction and Woking**.
- **London Waterloo to Basingstoke** stopping services will **not** run.
- **Buses will run between Woking and Basingstoke (non-stop)**.
- **Buses will run between Woking and Basingstoke via Farnborough**.
- **London Waterloo to Alton** services will be **revised** and will be diverted via **Guildford**. These services will call additionally at **Walton-on-Thames, Weybridge, Wanborough and Ash**.
- **Guildford to Farnham** services will **not** run. Passengers should travel on the **revised London Waterloo to Alton** services.
- A **revised** service will run between **Aldershot and Farnham**.
- **Buses will run between Woking and Aldershot**.

Sunday


- **London Waterloo to Weymouth** services will depart **earlier** from **London Waterloo**. These services will be diverted between **Clapham Junction and Southampton Central** and will call additionally at **Guildford, Havant and Fareham**.
- The morning and early afternoon **London Waterloo to Poole/Portsmouth via Eastleigh** services will be **revised** and will start from **Winchester**. These services will **not** divide at **Eastleigh**.
- The afternoon and evening **London Waterloo to Poole** services will start from **Winchester** and will call additionally at **Shawford**.
- The afternoon and evening **London Waterloo to Portsmouth via Eastleigh** services will **not** run.
- A **revised** service will run between **Eastleigh and Portsmouth all day**.
- Additional services will run between **Winchester, Southampton Airport Parkway and Southampton Central**.
- **Buses will run between Woking and Winchester via Guildford and Basingstoke**. Passengers from **London Waterloo and Clapham Junction** should travel on services to **Guildford** to connect with the **bus** service.
- **London Waterloo to Exeter St Davids** services will start from **Andover**.
- **Reading to Salisbury** services will **not** run.
- **Buses will run between Woking and Andover via Guildford and Basingstoke**. Passengers from **London Waterloo and Clapham Junction** should travel on services to **Guildford** to connect with the **bus** service.
- **London Waterloo to Portsmouth via Guildford** services will be **revised**. These services will **not** call at **Woking** but will call additionally at **Surbiton**.
- **London Waterloo to Guildford via Woking** stopping services will terminate at **Weybridge**.
- **London Waterloo to Woking via Staines** services will be diverted after **Addlestone** and will terminate at **Weybridge**.
- **London Waterloo to Basingstoke** stopping services will **not** run.
- **London Waterloo to Alton** services will start from **Guildford** and will run **hourly**. These services will call additionally at **Wanborough and Ash**.
- **Guildford to Ascot via Aldershot** services will be **revised** and will start from **Aldershot**. Passengers for **Aldershot** should travel on the **revised London Waterloo to Alton** services.
- **Buses will run between: Weybridge and Basingstoke via Woking Weybridge and Guildford via Woking Weybridge and Aldershot via Woking**

Return to
Summary
Map

Contact us

Visit us at:
southwesternrailway.com

Travel alerts:
southwesternrailway.com/alerts

 @SW_Help

 [Facebook.com/SWRailway](https://www.facebook.com/SWRailway)

Customer Service Centre:
0345 6000 650

Opening Hours:	Monday to Friday	0800-2000
	Saturday	0900-1800
	Sunday	0900-1600

Assisted Travel: **0800 5282 100**
Text Relay **18001 0800 5282 100**

National Rail Enquiries:
03457 48 49 50

Late evening and early morning services may need to be altered for emergency repairs or planned work.

We are sorry that bulky luggage, cycles and prams cannot be carried on the replacement bus services.

Please check if you are planning to travel after 2300 (11pm) or before 0530 (05.30am) as **buses** may replace trains at short notice.

Weekend engineering work

Advance Information

Monday 10 to Friday 14 March

Castle Cary area

The lines between **Castle Cary and Yeovil** will be **closed from Monday 10 to Friday 14 March, all days inclusive**, due to maintenance work.

Great Western Railway services will also be affected by this work. Please see their publicity for more details.

- South Western Railway services from **London Waterloo to Yeovil via Westbury** will terminate at **Castle Cary**.
- **Buses** will run between **Castle Cary and Yeovil Pen Mill**.

Island Line

Closure until May

Ryde Pier Head to Ryde Esplanade

Island Line between **Ryde Pier Head and Ryde Esplanade** will be **closed until May**.

During the pier's closure, a **minibus** shuttle service will operate between **Ryde Pier Head and Ryde Esplanade**.

- Train services will operate every **30 minutes** between **Ryde Esplanade and Shanklin**.

Saturday 8 and Sunday 9 March

3 Westbury area

The lines between **Warminster and Bath Spa** will be **closed all weekend** due to maintenance work.

Great Western Railway services will be affected by this work. Please see their publicity for more details.

South Western Railway services from **London Waterloo to Yeovil via Westbury** will terminate at **Salisbury**.

Return to
Summary
Map

Contact us

Visit us at:
southwesternrailway.com

Travel alerts:
southwesternrailway.com/alerts

 [@SW_Help](https://twitter.com/SW_Help)

 [Facebook.com/SWRailway](https://www.facebook.com/SWRailway)

Customer Service Centre:
0345 6000 650

Opening Hours:	Monday to Friday	0800-2000
	Saturday	0900-1800
	Sunday	0900-1600

Assisted Travel: **0800 5282 100**
Text Relay **18001 0800 5282 100**

National Rail Enquiries:
03457 48 49 50