

10

Basingstoke, Alton and Aldershot to London Waterloo



Train times

15 December 2024 to 17 May 2025

South Western
 **Railway**

Your timetable

This timetable shows services between **Basingstoke, Alton, Aldershot, Woking and London Waterloo including connections between Guildford and Woking.**

For services between Woking and London Waterloo including main line services, please see timetable 6.

For fast services between Basingstoke, Woking and London Waterloo, please see timetable 21.

The following mini-guides are available to download for routes covered by this timetable.

- **Ash Vale to Farnham** - number 51

Buy a ticket before you board

You need to buy a valid ticket before you get on your train. We know that most of our passengers do this before travelling, and we have a duty to those passengers to make sure no-one travels without paying. This is why we run a penalty fares scheme across most of our network.

If you travel without a valid ticket to or from a station within the penalty fares area, you may have to pay a penalty fare. A Penalty Fare is £100 plus the price of the full single fare applicable for your intended journey. However, if it is paid within 21 days, the Penalty Fare is reduced to £50 plus the price of the single fare applicable.

We have a policy to, wherever possible, prosecute everyone who deliberately avoids paying.

Changes to train times

Network Rail need to do engineering work to maintain and improve the rail network. They do a lot of this work at weekends and during holiday periods, but they also need to do some work overnight during the week.

If we need to close rail lines so Network Rail can carry out work, buses will replace train services. We may also have to alter train services over a wider area.

Please check for any changes to train times before travelling at weekends, late in the evening or early in the morning.

Look for the 'Changes to train times' posters at stations, or visit our website at **southwesternrailway.com**.

Travel with Confidence

So that you can travel with confidence, we are ventilating trains to refresh air, improving information about journeys and trains, and extensively cleaning trains and stations.

No-smoking policy

For the comfort of all our customers, smoking and using e-cigarettes is not allowed on any part of our trains or stations.

You can smoke outside the station entrance or in our car parks.

Cycles on trains

The services in this timetable have limited room for cycles, so we have had to apply some restrictions. The ★ symbol, with train times printed in **blue**, shows which trains have restrictions. These restrictions are explained in the 'Guide to notes and symbols' section.

We will carry folding cycles on any train, as long as they can be folded small enough to be carried safely in the luggage rack. Cycles are not allowed on buses that replace trains during engineering work.

Automated Delay Repay

We have introduced a new Automated Delay Repay (ADR) system that drastically cuts the time it takes to claim and receive compensation if your train is late.

ADR works for all customers who have bought Advance tickets or a Touch Smartcard season ticket from our website.

If you have a Touch Smartcard season ticket, you will need to touch in and out at the beginning and end of your journey, sign up for a Delay Repay account at

delayerepay.southwesternrailway.com and select 'Auto Delay Repay'. (The email addresses you use for 'My Account' and 'Delay Repay' must match.)

To find out more about Automated Delay Repay, visit:

southwesternrailway.com/contact-and-help/refunds-and-compensation/delay-repay/automated-delay-repay.



MONDAY TO FRIDAY
Basingstoke and Alton to Woking and London Waterloo (Suburban Services)

Notes		B								*	*	*	*	*	*	*	*	*	*	*	*	*	*	*	*	*			
Basingstoke	d			0454				0540		0550			0623		0644		0654	0706					0730	0745		0754			
Hook	d			0501						0557			0630				0701	0713					0737			0802			
Winchfield	d			0505						0601			0634				0705	0717					0741			0806			
Fleet	d			0510				0551		0606			0640		0655		0710	0722					0747			0812			
Farnborough	d			0516				0556		0612			0645		0701		0716	0728					0753	0759		0818			
Alton	d									0542			0612				0641					0714				0744			
Bentley	d									0549			0619				0648					0721				0751			
Farnham	a									0554			0624				0653					0726				0756			
Farnham	d									0557			0626				0654					0728				0758			
Aldershot	d									0603			0632				0700					0734				0804			
Ash Vale	d									0608			0637				0705					0739				0809			
Brookwood	d			0523						0615	0619		0644	0652		0712	0723					0746		0800		0816	0826		
Guildford	d			0514						0550k			0624k			0643k						0729k		0742k	0752k		0803k		
Worplesdon	d			0519						0555k			0630k									0735k				0809k			
Woking	a			0524	0528	0524				0605	0620	0625			0649	0657		0710	0718	0728			0753		0805	0808	0821	0833	
Woking	d	0430	0527	—	0529	0532	0543	0604	0606	0621	0628	0632	0641	0650	0659	0702	0711	0719	0731		0725	0746	0756	0802	0808	0809	0820	0824	0834
West Byfleet	d		0532			0536	0547	0608		0626		0636	0646			0707					0730	0753		0806			0825		
Byfleet & New Haw	d		0535a			0539		0611				0639	0649								0733	0756					0828		
Weybridge	d					0542	0552	0614				0643	0652			0711				0743	0737	0800		0811	0815		0832		
Walton-on-Thames	d					0546	0556	0618				0647	0656			0716		0728			0742	0805		0815			0836		
Hersham	d					0548		0620				0649	0659			0719					0746	0808		0819			0839		
Esher	d					0551		0623				0652	0702			0722					0750	0812		0823			0842		
Surbiton	a	0453			0540	0555	0603	0627		0636	0639	0656	0706			0726					0754	0816		0827			0847		
Wimbledon	a	0503			0548	0605		0635			0647	0704																	
Earlsfield	a					0612		0639				0708																	
Clapham Junction	a	0510			0600	0616		0642	0625	0647	0653	0712																	
Vauxhall	a				0606	0621		0647				0717																	
London Waterloo	a	0519			0611	0626	0620	0652	0634	0656	0704	0724	0728	0719	0730	0745	0737	0750	0757	0807	0814	0836	0822	0846	0839	0836	0906	0851	0900

Late night and weekend trains may be altered due to engineering works.
Please check at southwesternrailway.com before travelling.

★ Passengers travelling with cycles may not join or leave services at stations with train times shown in blue.
For guide to all other notes and symbols see end of timetable.

MONDAY TO FRIDAY
Basingstoke and Alton to Woking and London Waterloo (Suburban Services)

Notes	★	★	★	★	★	★	★	★	★	★	★	★	★	★	★	★	★	★	★	★	★	★	★	★	★	★	★		
Basingstoke	d	0815			0824			0854		0916		0924			0954		1013		1024			1054		1112		1124		1154	
Hook	d				0832			0901				0931			1001				1031			1101			1131		1201		
Winchfield	d				0836			0905				0935			1005				1035			1105			1135		1205		
Fleet	d	0826			0842			0911		0927		0940			1010		1024		1040			1110		1123		1140		1210	
Farnborough	d	0831			0849			0917		0932		0946			1016		1030		1046			1116		1128		1146		1216	
Alton	d			0814								0914						1014							1115		1144		
Bentley	d			0821								0921						1021								1151			
Farnham	a			0826								0926						1026							1125		1156		
Farnham	d			0828								0928						1028							1128		1158		
Aldershot	d			0834								0934						1034							1134		1204		
Ash Vale	d			0839								0939						1039							1139		1209		
Brookwood	d			0846	0856			0916	0924			0946	0953		1016	1023		1046	1053		1116	1123			1146	1153		1216	1223
Guildford	d		0822		0834k	0846	0904k		0919k			0935k		0952k		1019k		1034k		1049k			1119k		1134k		1149k		
Worplesdon	d			0840k	0851	0910k						0941k						1040k						1140k					
Woking	a	0840	0830	0851	0902	0859	0921	0929		0942	0951	0958		1021	1028		1039	1051	1058		1121	1128		1137	1151	1158		1221	1228
Woking	d	0841	0832	0852	0905	0902	0922	0930	0933	0943	0952	0959	1003	1022	1029	1033	1040	1052	1059	1103	1122	1129	1133	1138	1152	1159	1203	1222	1229
West Byfleet	d		0836		0906	0927			0937		0957		1007	1027		1037		1057		1107	1127		1137		1157		1207	1227	
Byfleet & New Haw	d		0839		0909				0940				1010			1040				1110			1140				1210		
Weybridge	d		0843		0913			0936	0943			1006	1013		1035	1043			1106	1113		1135	1143			1206	1213	1235	
Walton-on-Thames	d		0847		0917			0940	0947			1010	1017		1039	1047			1110	1117		1139	1147		1210	1217	1239		
Hersham	d		0849		0919				0949				1019			1049				1119			1149			1219			
Esher	d		0852		0922				0952				1022			1052				1122			1152			1222			
Surbiton	a		0856		0916	0926	0937	0946	0956		1007	1016	1026	1037	1045	1056		1107	1116	1126	1137	1145	1156		1207	1216	1226	1237	1245
Wimbledon	a		0904		0934				1004				1034			1104				1134			1204			1234			
Earlsfield	a		0908		0938				1008				1038			1108				1138			1208			1238			
Clapham Junction	a		0912		0942	0949			1012	1002		1027	1042	1049		1112		1121	1127	1142	1149		1212		1219	1227	1242	1249	
Vauxhall	a		0917		0947				1017				1047			1117				1147			1217			1247			
London Waterloo	a	0908	0924	0920	0938	0954	0958	1002	1022	1011	1027	1036	1052	1059	1104	1122	1104	1130	1136	1152	1158	1202	1222	1206	1228	1236	1252	1258	1302

Late night and weekend trains may be altered due to engineering works.
Please check at southwesternrailway.com before travelling.

★ Passengers travelling with cycles may not join or leave services at stations with train times shown in blue.
For guide to all other notes and symbols see end of timetable.

MONDAY TO FRIDAY
Basingstoke and Alton to Woking and London Waterloo (Suburban Services)

Notes																																		
Basingstoke	d		1214		1224			1254		1316		1324			1354		1412		1424			1454		1512		1524		1554						
Hook	d				1231			1301				1331			1401				1431			1501			1523		1531		1601					
Winchfield	d				1235			1305				1335			1405				1435			1505				1535		1605						
Fleet	d		1225		1240			1310		1327		1340			1410		1423		1440			1510		1523		1540		1610						
Farnborough	d		1231		1246			1316		1333		1346			1416		1428		1446			1516		1529		1546		1616						
Alton	d			1215				1244				1315			1344				1415			1444				1515		1544						
Bentley	d							1251							1351							1451					1551							
Farnham	a			1225				1256				1325			1356				1425			1456				1525		1556						
Farnham	d			1228				1258				1328			1358				1428			1458				1528		1558						
Aldershot	d			1234				1304				1334			1404				1434			1504				1535		1604						
Ash Vale	d			1239				1309				1339			1409				1439			1509				1539		1609						
Brookwood	d			1246	1253			1316	1323			1346	1353		1416	1423			1446	1453		1516	1523			1546	1553		1616	1623				
Guildford	d	1219k		1236k		1249k				1319k		1334k		1349k				1419k		1434k		1449k			1519k		1534k		1549k					
Worplesdon	d			1242k								1340k							1440k							1540k								
Woking	a		1240	1251	1258			1321	1328			1342	1351	1358				1421	1428			1437	1451	1458		1521	1528		1538	1551	1558		1621	1628
Woking	d	1233	1241	1252	1259	1303	1322	1329	1332	1343	1352	1359	1403	1422	1429	1433	1439	1452	1459	1503	1522	1529	1533	1540	1552	1559	1603	1622	1629					
West Byfleet	d	1237		1257		1307	1327			1336			1407	1427		1437		1457		1507	1527		1537			1557		1607	1627					
Byfleet & New Haw	d	1240				1310				1339			1410			1440				1510			1540				1610							
Weybridge	d	1243			1306	1313		1335	1342			1406	1413		1435	1443			1506	1513		1535	1543			1606	1613	1635						
Walton-on-Thames	d	1247			1310	1317		1339	1346			1410	1417	1439	1447				1510	1517		1539	1547			1610	1617	1639						
Hersham	d	1249				1319				1348			1419			1449				1519			1549				1619							
Esher	d	1252				1322				1351					1422					1522			1552				1622							
Surbiton	a	1256		1307	1316	1326	1337	1345	1355			1407	1416	1426	1437	1445	1456		1507	1516	1526	1537	1545	1556		1607	1616	1626	1637	1645				
Wimbledon	a	1304				1334			1404				1434			1504				1534			1604				1634							
Earlsfield	a	1308				1338			1408				1438			1508				1538			1608				1638							
Clapham Junction	a	1312		1319	1327	1342	1349		1412		1419	1427	1442	1450		1512		1519	1527	1542	1549					1612	1627	1642	1649					
Vauxhall	a	1317				1347			1417				1447			1517				1547			1617				1647							
London Waterloo	a	1322	1305	1328	1336	1352	1358	1404	1422	1409	1428	1439	1452	1459	1502	1522	1506	1528	1539	1552	1558	1604	1622	1607	1624	1636	1652	1659	1704					

Late night and weekend trains may be altered due to engineering works.
Please check at southwesternrailway.com before travelling.

For guide to notes and symbols see end of timetable.

SATURDAY

Basingstoke and Alton to Woking and London Waterloo (Suburban Services)

Notes		B																											
Basingstoke	d			0454					0554		0624			0654		0715		0725		0754		0812		0824					
Hook	d			0501					0601		0631			0701				0732		0801				0831					
Winchfield	d			0505					0605		0635			0705				0736		0805				0835					
Fleet	d			0510					0610		0640			0710		0726		0741		0810		0824		0840					
Farnborough	d			0516					0616		0646			0716		0731		0747		0816		0830		0846					
Alton	d										0614			0644			0714						0814		0844				
Bentley	d										0621			0651			0721			0751				0821		0851			
Farnham	a										0626			0656			0726			0756				0826		0856			
Farnham	d							0555			0628			0658			0728			0758				0828		0858			
Aldershot	d								0604		0634			0704			0734			0804				0834		0904			
Ash Vale	d								0609		0639			0709			0739			0809				0839		0909			
Brookwood	d			0523					0616	0623		0646	0653		0716	0723		0746	0754		0816	0823		0846	0853		0916		
Guildford	d			0514					0604k		0619k			0654			0719k			0748k				0801k		0819k		0849k	0900k
Worplesdon	d			0520										0700						0807k							0906k		
Woking	a			0524	0528	0524			0621	0630		0651	0658	0704	0721	0728		0740	0751	0759		0821	0828		0839	0851	0858		0921
Woking	d	0435	0527	—	0530	0533	0552	0603	0622	0631	0634	0652	0659	0705	0722	0729	0733	0741	0752	0800	0803	0822	0829	0833	0840	0852	0859	0903	0922
West Byfleet	d		0532			0537	0557	0607	0627		0638	0657		0709	0727		0737		0757		0807	0827		0837	0840	0857		0907	0927
Byfleet & New Haw	d		0535a			0540		0610			0641			0712			0740				0810			0840				0910	
Weybridge	d					0543	0601	0613			0644		0706	0715		0736	0743			0806	0813		0836	0843			0906	0913	
Walton-on-Thames	d					0547	0605	0617			0648		0710	0719		0740	0747			0810	0817		0840	0847			0910	0917	
Hersham	d					0549		0619			0650			0721			0749				0819			0849			0919		
Esher	d					0552		0622			0653			0724			0752				0822			0852			0922		
Surbiton	a	0453			0541	0556	0611	0626	0637		0657	0706	0716	0728	0737	0747	0756		0807	0816	0826	0837	0846	0856		0907	0916	0926	0937
Wimbledon	a	0503			0548	0604		0634			0705			0736			0804				0834			0904				0934	
Earlsfield	a				0608			0638			0709			0740			0808				0838			0908				0938	
Clapham Junction	a	0510			0600	0612		0642	0653	0650	0713	0718	0728	0743	0750		0812		0818	0827	0842	0849		0912		0919	0927	0942	0949
Vauxhall	a				0607	0617		0647			0718			0748			0817				0847			0917				0947	
London Waterloo	a	0518			0612	0622	0628	0652	0702	0659	0723	0727	0737	0753	0759	0803	0822	0805	0827	0839	0852	0858	0904	0922	0904	0928	0936	0952	0958

Late night and weekend trains may be altered due to engineering works.

Please check at southwesternrailway.com before travelling.

For guide to notes and symbols see end of timetable.

SATURDAY

Basingstoke and Alton to Woking and London Waterloo (Suburban Services)

Notes																														
Basingstoke	d	1254		1312		1324			1354		1412		1424			1454		1512		1524			1554		1612		1624			
Hook	d	1301				1331			1401				1431			1501				1531			1601				1631			
Winchfield	d	1305				1335			1405				1435			1505				1535			1605				1635			
Fleet	d	1310		1323		1340			1410		1423		1440			1510		1523		1540			1610		1623		1640			
Farnborough	d	1316		1329		1346			1416		1429		1446			1516		1529		1546			1616		1629		1646			
Alton	d				1315				1344				1415			1444			1515			1544				1615		1644		
Bentley	d					1351			1351				1451			1451				1551			1551				1651			
Farnham	a				1325				1356				1425			1456			1525			1556				1625		1656		
Farnham	d				1328				1358				1428			1458			1528			1558				1628		1658		
Aldershot	d				1334				1404				1434			1504			1534			1604				1634		1704		
Ash Vale	d				1339				1409				1439			1509			1539			1609				1639		1709		
Brookwood	d	1323			1346	1353			1416	1423			1446	1453		1516	1523			1546	1553			1616	1623		1646	1653		1716
Guildford	d		1319k				1349k		1400k		1419k			1449k	1500k		1519k			1549k	1600k		1619k				1649k	1700k		
Worplesdon	d						1406k							1506k						1606k							1706k			
Woking	a	1328		1338	1351	1358			1421	1428		1438	1451	1458		1521	1528		1538	1551	1558		1621	1628		1638	1651	1658		1721
Woking	d	1329	1333	1340	1352	1359	1403	1422	1429	1433	1440	1452	1459	1503	1522	1529	1533	1540	1552	1559	1603	1622	1629	1633	1640	1652	1659	1703	1722	
West Byfleet	d		1337		1357		1407	1427		1437		1457		1507	1527	1537			1557		1607	1627		1637		1657		1707	1727	
Byfleet & New Haw	d		1340				1410			1440				1510		1540				1610			1640				1710			
Weybridge	d	1336	1343			1406	1413		1436	1443		1506	1513		1535	1543			1606	1613		1636	1643			1706	1713			
Walton-on-Thames	d	1340	1347			1410	1417		1440	1447		1510	1517	1539	1547			1610	1617		1640	1647			1710	1717				
Hersham	d		1349				1419			1449			1519		1549					1619			1649			1719		1719		
Esher	d		1352				1422			1452			1522		1552					1622			1652			1722		1722		
Surbiton	a	1346	1356		1407	1416	1426	1437	1446	1456		1507	1516	1526	1537	1545	1556		1607	1616	1626	1637	1646	1656		1707	1716	1726	1737	
Wimbledon	a		1404				1434			1504			1534			1604				1634			1704				1734			
Earlsfield	a		1408				1438			1508			1538			1608				1638			1708				1738			
Clapham Junction	a		1412		1419	1427	1442	1449		1512		1519	1527	1542	1549	1612	1619	1627	1642	1649			1712		1719	1727	1742	1749		
Vauxhall	a		1417				1447			1517			1547			1617				1647			1717				1747			
London Waterloo	a	1402	1422	1404	1428	1436	1452	1458	1504	1522	1504	1528	1536	1552	1558	1602	1622	1604	1628	1636	1652	1658	1702	1722	1704	1728	1736	1752	1758	

Late night and weekend trains may be altered due to engineering works.

Please check at southwesternrailway.com before travelling.

For guide to notes and symbols see end of timetable.

SUNDAY

Basingstoke and Alton to Woking and London Waterloo (Suburban Services)

Notes				B	□	□			B	□	□		□		B	□	□			B	□	□			B	□	□				
Basingstoke	d				0716					0816			0902			0916					1016							1116			
Hook	d				0723					0823						0923					1023							1123			
Winchfield	d				0727					0827						0927					1027							1127			
Fleet	d				0732					0832			0913			0932					1032							1132			
Farnborough	d				0738					0838			0919			0938					1038							1138			
Alton	d															0915					1015							1115			
Bentley	d															0922					1022							1122			
Farnham	a															0927					1027							1127			
Farnham	d					0730										0930					1030							1130			
Aldershot	d					0736										0936					1036							1136			
Ash Vale	d					0741										0941					1041							1141			
Brookwood	d				0745	0748				0845	0848					0945	0948				1045	1048						1145	1148		
Guildford	d		0657	0724				0757	0824	0835k			0857		0924	0935k			0957	1024	1035k			1057	1124	1135k			1157		
Worplesdon	d			0730					0830						0930					1030				1057	1130						
Woking	a		0705	0734		0750	0754	0805	0834		0850	0854	0906	0928	0934		0950	0954	1005	1034		1050	1054	1105	1134		1150	1154	1205		
Woking	d	0636	0706	0736	0751	0758		0806	0836	0852	0858		0907	0931	0936	0952	0958		1006	1036	1052	1058		1106	1136	1152	1158		1206		
West Byfleet	d	0640	0710	0740	0755			0810	0840	0856				0911		0940		0956			1010		1040	1056				1110	1140	1156	
Byfleet & New Haw	d	0643	0713	0743	0759a		0813	0843	0900a			0914		0943	1000a			1013	1043	1100a			1113	1143	1200a			1213			
Weybridge	d	0646	0716	0746			0816	0846				0917		0946				1016	1046				1116	1146			1216				
Walton-on-Thames	d	0650	0720	0750			0820	0850				0921		0950				1020	1050				1120	1150			1220				
Hersham	d	0652	0722	0752			0822	0852				0923		0952				1022	1052				1122	1152			1222				
Esher	d	0655	0725	0755			0825	0855				0926		0955				1025	1055				1125	1155			1225				
Surbiton	a	0659	0729	0759		0809	0829	0859		0909	0930		0959		1009	1029	1059		1109	1129	1159		1209	1229							
Wimbledon	a	0707	0737	0807		0817	0837	0907		0919	0938		1007		1017	1037	1107		1117	1137	1207		1217	1237							
Earlsfield	a	0711	0741	0811			0841	0911			0942		1011		1041	1111				1141	1211		1241	1261							
Clapham Junction	a	0715	0745	0815		0825	0845	0915		0925	0945	0959	1014		1025	1048	1114		1125	1148	1214		1223	1245							
Vauxhall	a	0720	0750	0820			0850	0920			0950		1019		1053	1120				1153	1220		1250	1270							
London Waterloo	a	0725	0755	0825		0834	0855	0925		0937	0955	1009	1024		1036	1058	1125		1136	1158	1225		1234	1257							

Late night and weekend trains may be altered due to engineering works.
Please check at southwesternrailway.com before travelling.

For guide to notes and symbols see end of timetable.

SUNDAY

Basingstoke and Alton to Woking and London Waterloo (Suburban Services)

Notes		B	□	□		B	□	□		□	□		B	□	□		□	□		B	□	□		□	□	□			
Basingstoke	d		1216				1316			1350				1416			1450				1516			1544	1550				
Hook	d		1223				1323							1423							1523								
Winchfield	d		1227				1327							1427							1527								
Fleet	d		1232				1332			1402				1432			1502				1532			1602					
Farnborough	d		1238				1338			1408				1438			1508				1538		1558	1608					
Alton	d			1215				1315			1345				1415		1445					1515				1545			
Bentley	d			1222				1322						1422								1522							
Farnham	a			1227				1327			1355			1427			1455					1527				1555			
Farnham	d			1230				1330			1400			1430			1500					1530				1600			
Aldershot	d			1236				1336			1406			1436			1506					1536				1606			
Ash Vale	d			1241				1341			1411			1441			1511					1541				1611			
Brookwood	d		1245	1248			1345	1348		1415	1418			1445	1448		1515	1518			1545	1548			1615	1618			
Guildford	d	1224	1235k		1257	1324	1335k		1357	1405k		1424	1435k		1457	1505k		1524	1535k		1557			1605k		1624			
Worplesdon	d	1230			1330							1430					1530									1630			
Woking	a	1234		1250	1254	1305	1334		1350	1354	1405	1420	1424	1434		1450	1454	1505	1520	1524	1534		1550	1554	1605	1608	1620	1624	1634
Woking	d	1236	1252	1258		1306	1336	1352	1358		1406	1428		1436	1452	1458		1506	1528		1536	1552	1558		1606	1609	1628		1636
West Byfleet	d	1240	1256			1310	1340	1356			1410			1440	1456			1510			1540	1556			1610	1609		1628	1640
Byfleet & New Haw	d	1243	1300a			1313	1343	1400a			1413			1443	1500a			1513			1543	1600a			1613			1643	
Weybridge	d	1246				1316	1346				1416	1434		1446				1516	1534		1546				1616		1634	1646	
Walton-on-Thames	d	1250				1320	1350				1420	1438		1450				1520	1538		1550				1620		1638	1650	
Hersham	d	1252				1322	1352				1422			1452				1522			1552				1622			1652	
Esher	d	1255				1325	1355				1425			1455				1525			1555				1625			1655	
Surbiton	a	1259		1309	1329	1359		1409	1429	1445	1459			1509	1529	1545	1559			1609	1629			1645	1659				
Wimbledon	a	1307		1317	1337	1407		1417	1437	1452	1507			1517	1537	1552	1607			1617	1637			1652	1707				
Earlsfield	a	1311			1341	1411			1441		1511			1541			1611				1641				1711				
Clapham Junction	a	1314		1323	1345	1415		1423	1445	1458	1515			1523	1545	1558	1615			1623	1645	1628		1658	1715				
Vauxhall	a	1320			1350	1420			1450		1520			1550			1620				1650				1720				
London Waterloo	a	1325		1334	1355	1425		1434	1455	1509	1525			1534	1555	1609	1625			1634	1655	1639		1709	1725				

Late night and weekend trains may be altered due to engineering works.
Please check at southwesternrailway.com before travelling.

For guide to notes and symbols see end of timetable.

SUNDAY

Basingstoke and Alton to Woking and London Waterloo (Suburban Services)

Notes	B							B							B															
Basingstoke	d		1616			1644	1650			1716			1744	1750			1816			1844	1850				1916					
Hook	d		1623							1723							1823								1923					
Winchfield	d		1627							1727							1827								1927					
Fleet	d		1632				1702			1732				1802			1832				1902				1932					
Farnborough	d		1638			1658	1708			1738			1758	1808			1838			1858	1908				1938					
Alton	d			1615						1715				1745			1815								1915					
Bentley	d			1622						1722							1822								1922					
Farnham	a			1627			1655			1727				1755			1827							1855	1927					
Farnham	d			1630			1700			1730				1800			1830							1900	1930					
Aldershot	d			1636			1706			1736				1806			1836							1906	1936					
Ash Vale	d			1641			1711			1741				1811			1841							1911	1941					
Brookwood	d		1645	1648			1715	1718			1745	1748				1815	1818				1845	1848			1915	1918			1945	1948
Guildford	d	1635k			1657			1705k	1724	1735k			1757			1805k	1824	1835k		1857				1905k	1924	1935k			1957	
Worplesdon	d								1730								1830								1930			1957		
Woking	a		1650	1654	1705	1708	1720	1724	1734		1750	1754	1805	1808	1820	1824	1834		1850	1854	1905	1908	1920	1924	1934		1950	1954	2005	
Woking	d	1652	1658		1706	1709	1728		1736	1752	1758		1806	1809	1828		1836	1852	1858		1906	1909	1928		1936	1952	1958		2006	
West Byfleet	d	1656			1710				1740	1756			1810				1840	1856			1910				1940	1956			2010	
Byfleet & New Haw	d	1700a			1713				1743	1800a			1813				1843	1900a			1913				1943	2000a			2013	
Weybridge	d				1716		1734		1746				1816		1834	1846					1916			1934	1946				2016	
Walton-on-Thames	d				1720		1738		1750				1820		1838	1850					1920			1938	1950				2020	
Hersham	d				1722				1752				1822			1852					1922				1952				2022	
Esher	d				1725				1755				1825			1855					1925				1955				2025	
Surbiton	a		1709	1729			1745	1759		1809	1829		1845	1859			1909	1929			1945	1959			2009	2029				
Wimbledon	a		1717	1737			1752	1807		1817	1837		1853	1907			1917	1937			1953	2007			2017	2037				
Earlsfield	a			1741				1811			1841			1911				1941				2011			2041					
Clapham Junction	a		1723	1745	1728	1758	1815	1815		1823	1845	1829	1859	1915			1923	1945	1928		1959	2015			2023	2045				
Vauxhall	a			1750			1820	1820			1850			1920				1950				2020			2050					
London Waterloo	a		1734	1755	1739	1809	1825			1834	1855	1839	1910	1925			1934	1955	1939		2010	2025			2034	2055				

Late night and weekend trains may be altered due to engineering works.
Please check at southwesternrailway.com before travelling.

For guide to notes and symbols see end of timetable.

SUNDAY

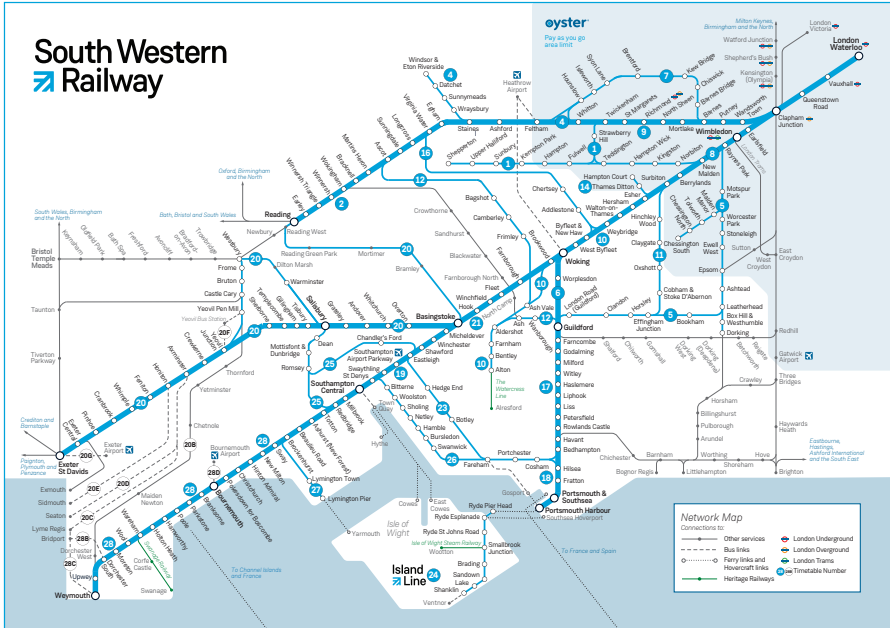
Basingstoke and Alton to Woking and London Waterloo (Suburban Services)

Notes					B							B						B											
Basingstoke	d	1944	1950			2016			2044	2050			2116			2144	2150			2216			2244		2316				
Hook	d					2023							2123							2223				2323					
Winchfield	d					2027							2127							2227				2327					
Fleet	d		2002			2032				2102			2132				2202			2232				2332					
Farnborough	d	1958	2008			2038			2058	2108			2138			2158	2208			2238			2258		2338				
Alton	d			1945			2015				2045			2115				2145			2215			2245		2315			
Bentley	d						2022						2122							2222				2322					
Farnham	a			1955			2027				2055		2127				2155			2227				2255		2327			
Farnham	d			2000			2030				2100		2130				2200			2230				2300		2332			
Aldershot	d			2006			2036				2106		2136				2206			2236				2306		2339			
Ash Vale	d			2011			2041				2111		2141				2211			2241				2311		2343			
Brookwood	d		2015	2018			2045	2048			2115	2118			2145	2148			2215	2218			2245	2248		2318	2345	2350	
Guildford	d			2005k	2024	2035k			2057			2106k	2125	2135k			2157			2205k	2224	2235k		2257		2305k			
Worplesdon	d				2030								2131							2230				2257		2305k			
Woking	a	2008	2020	2024	2034		2050	2054	2105	2108	2120	2124	2135		2150	2154	2205	2208	2220	2224	2234		2250	2254	2305	2308	2324	2350	2356
Woking	d	2009		2028	2036	2052	2058	2106	2109		2128		2136	2152		2158	2206	2209		2228	2236	2252		2258	2306	2309	2328		
West Byfleet	d				2040	2056		2110					2140	2156			2210			2240	2256			2310					
Byfleet & New Haw	d				2043	2100a		2113					2143	2200a			2213			2243	2300a			2313					
Weybridge	d			2034	2046			2116			2134		2146				2216			2234	2246			2316		2334			
Walton-on-Thames	d			2038	2050			2120			2138		2150				2220			2238	2250			2320		2338			
Hersham	d				2052			2122					2152				2222			2252	2300a			2322					
Esher	d				2055			2125					2155				2225			2255				2325					
Surbiton	a			2045	2059		2109	2129			2145	2159		2209	2229		2245	2259			2309	2329		2345					
Wimbledon	a			2053	2107		2117	2137			2153	2207		2217	2237		2253	2307			2317	2337		2353					
Earlsfield	a				2111			2141				2211		2241	2261		2281	2311			2341	2361							
Clapham Junction	a	2028	2059		2115		2123	2145	2128		2159	2215		2223	2245	2228	2259			2315	2345		2328	0001					
Vauxhall	a				2120			2150				2220		2250	2280		2310	2320			2350	2360							
London Waterloo	a	2039	2110		2125		2134	2155	2139		2210	2225		2234	2255	2237	2311	2325			2334	2356	2339	0011					

Late night and weekend trains may be altered due to engineering works.
Please check at southwesternrailway.com before travelling.

For guide to notes and symbols see end of timetable.

South Western Railway



Changing trains

Most journeys shown in this timetable are direct trains, shown in **bold type**. However, you may be able to make other journeys or reach your destination more quickly by changing trains. To help you find these alternative trains, we show them in the timetable with *light italic type*. A letter against the time will show where you need to change trains – please check the ‘Notes’ section for an explanation of these letters.

Please allow plenty of time to change trains. At most stations you will need to allow at least five minutes. You will need longer at some stations, and this is shown in the ‘Station information’ table in this timetable. For example ⑩ means you should allow 10 minutes to change trains at this station.

MONDAY TO FRIDAY
London Waterloo and Woking to Alton and Basingstoke (Suburban Services)

Notes																														
London Waterloo	d	0508	0530		0520			0550		0620	0642	0653	0650	0712	0720	0717	0742	0753	0808	0750	0812	0824	0820	0842	0853	0909	0850	0912	0924	
Vauxhall	d	0512			0524			0554		0624			0654			0721				0754		0824	0824				0854			
Clapham Junction	d	0517	0537u		0529			0559		0629	0649u	0700u	0659	0720u	0727u	0726		0800u		0759	0819u		0829		0900u		0859	0919u	0931u	
Earlsfield	d				0532			0602		0632			0702			0729				0802		0832					0902			
Wimbledon	d	0523	0543		0536			0606		0636			0706			0733				0806		0836					0906			
Surbiton	d	0531			0544			0615		0644	0700	0711	0714	0730	0738	0741	0759	0811		0814	0830	0840	0844	0900	0911		0914	0930	0942	
Esher	d				0548			0619		0648			0718			0746				0818			0848					0918		
Hersham	d				0551			0622		0651			0721			0749				0821			0851					0921		
Walton-on-Thames	d	0538			0554			0624		0654	0707		0724	0737		0752	0806			0824	0837		0854	0907			0924	0937		
Weybridge	d	0542			0557			0628		0657	0711		0727	0741		0757	0810			0827	0841		0857	0911			0927	0941		
Byfleet & New Haw	d				0600			0630		0700			0730			0800				0830			0900				0930			
West Byfleet	d	0546			0603			0633		0703		0721	0733		0751	0803		0821		0833		0851	0903		0921		0933		0952	
Woking	a	0550	0559		0608			0638		0708	0719	0726	0737	0748	0759	0808	0817	0829	0833	0837	0848	0858	0908	0918	0929	0933	0938	0948	0959	
Woking	d	0552	0601	0602		0620	0630		0657		0720	0730	0739	0750	0800		0819	0830	0834	0839	0849	0900		0919	0930	0934		0949	1000	
Worplesdon	a				0621k			0648k		0718k			0748k			0817k						0918k								
Guildford	a	0559			0627k			0654k		0724k	0732k		0747	0802k		0824k	0833k			0850	0903k		0924k	0932k				1002k		
Brookwood	d			0608		0626	0636		0706		0726	0736		0756	0806		0825	0836			0855	0906			0925	0936			0955	1006
Ash Vale	d			0616		0645		0717				0744			0814			0844				0914			0944				1014	
Aldershot	d			0621		0651		0723		0750			0820		0850			0850			0920			0950				1020		
Farnham	a			0626		0656		0728		0755			0825		0855			0855			0925			0955				1025		
Farnham	d			0627		0657		0729		0756			0826		0856			0856			0926			0956				1026		
Bentley	d			0633		0703		0735		0802			0832		0902			0902						1002				1037		
Alton	a			0640		0710		0742		0809			0839		0909			0909			0937			1009				1037		
Farnborough	d				0634					0734			0804			0833		0844		0903			0933		0944		1003			
Fleet	d				0639					0739			0809			0838		0850		0908			0938		0950		1008			
Winchfield	d				0645					0745			0815			0844			0914			0944				1014				
Hook	d				0649					0749			0819			0848			0918			0948				1018				
Basingstoke	a		0620		0658					0758			0826			0858		0902		0928			0958		1002		1028			

Late night and weekend trains may be altered due to engineering works.
Please check at southwesternrailway.com before travelling.

For guide to notes and symbols see end of timetable.

MONDAY TO FRIDAY
London Waterloo and Woking to Alton and Basingstoke (Suburban Services)

	Notes																												
London Waterloo	d	0920	0942	0953	1009	0950	1012	1023	1020	1042	1053	1109	1050	1112	1123	1120	1142	1153	1209	1150	1212	1223	1220	1242	1253	1309	1250	1312	1323
Vauxhall	d	0924				0954			1024				1054	0954	1124					1154			1224				1254		
Clapham Junction	d	0929		1000u		0959	1019u	1030u	1029				1059	1119u	1130u	1129		1200u		1159	1219u	1230u	1229		1300u		1259	1319u	1330u
Earlsfield	d	0932				1002			1032				1102			1132				1202			1232				1302		
Wimbledon	d	0936				1006			1036				1106			1136				1206			1236				1306		
Surbiton	d	0944	1000	1011		1014	1030	1041	1044	1100	1111		1114	1130	1141	1144	1201	1211		1214	1230	1241	1244	1300	1311		1314	1330	1341
Esher	d	0948				1018			1048				1118			1148				1218			1248				1318		
Hersham	d	0951				1021			1051				1121			1151				1221			1251				1321		
Walton-on-Thames	d	0954	1007			1024	1037		1054	1107			1124	1137		1154	1208			1224	1237		1254	1307		1324	1337		
Weybridge	d	0957	1011			1027	1041		1057	1111			1127	1141		1157	1212			1227	1241		1257	1311		1327	1341		
Byfleet & New Haw	d	1000				1030			1100				1130			1200				1230			1300				1330		
West Byfleet	d	1003		1021		1033		1051	1103		1121		1133		1151	1203		1221		1233		1251	1303		1321		1333		1351
Woking	a	1008	1018	1029	1033	1039	1048	1059	1108	1119	1129	1133	1138	1148	1159	1208	1218	1229	1233	1238	1248	1259	1308	1318	1329	1333	1338	1348	1359
Woking	d		1019	1030	1034		1049	1100		1120	1130	1134		1149	1200		1219	1230	1234		1249	1300		1319	1330	1334		1349	1400
Worplesdon	a	1018k						1118k							1218k							1318k							
Guildford	a	1024k	1032k				1102k		1124k	1132k				1202k		1224k	1232k				1302k		1324k	1332k				1402k	
Brookwood	d		1025	1036			1055	1106		1126	1136			1155	1206		1225	1236			1255	1306		1325	1336		1355	1406	
Ash Vale	d			1044				1114			1144				1214			1244				1314			1344			1414	
Aldershot	d			1050				1120			1150				1220			1250				1320			1350			1420	
Farnham	a			1055				1125			1155				1225			1255				1325			1355			1425	
Farnham	d			1056				1126			1156				1226			1256				1326			1356			1426	
Bentley	d			1102							1202							1302							1402				
Alton	a			1109				1137			1209						1309					1337			1409			1437	
Farnborough	d		1033		1044		1103			1134		1144		1203			1233		1244		1303			1333		1344		1403	
Fleet	d		1038		1050		1108			1139		1150		1208			1238		1250		1308			1338		1350		1408	
Winchfield	d		1044				1114			1145				1214			1244				1314			1344			1414		
Hook	d		1048				1118			1149				1218			1248				1318			1348			1418		
Basingstoke	a		1058		1102		1128			1158		1202		1228			1258		1302		1328			1358		1402		1428	

Late night and weekend trains may be altered due to engineering works.
Please check at southwesternrailway.com before travelling.

For guide to notes and symbols see end of timetable.

MONDAY TO FRIDAY
London Waterloo and Woking to Alton and Basingstoke (Suburban Services)

Notes																				★		★	★	★	★	★	★			
London Waterloo	d	1320	1342	1353	1409	1350	1412	1423	1420	1442	1453	1509	1450	1512	1523	1520	1542	1553	1609	1550	1612	1625	1620	1642	1655	1709	1650	1720	1702	
Vauxhall	d	1324				1354			1424				1454		1524					1554			1624				1654			
Clapham Junction	d	1329		1400u		1359	1419u	1430u	1429		1500u		1459	1519u	1530u	1529		1600u		1559	1619u		1629		1702u		1659			
Earlsfield	d	1332				1402			1432				1502		1532					1602			1632				1702			
Wimbledon	d	1336				1406			1436				1506		1536					1606			1636				1706			
Surbiton	d	1344	1400	1411		1414	1430	1441	1444	1500	1511		1514	1530	1541	1544	1600	1611		1615	1630	1641	1645	1700			1715		1718	
Esher	d	1348				1418			1448				1518			1548				1619			1649				1719		1723	
Hersham	d	1351				1421			1451				1521			1551				1622			1652				1722		1727	
Walton-on-Thames	d	1354	1407			1424	1437		1454	1507			1524	1537		1554	1607			1625	1637		1655	1707			1725		1730	
Weybridge	d	1357	1411			1427	1441		1457	1511			1527	1541		1557	1611			1629	1641		1658	1711			1729		1734	
Byfleet & New Haw	d	1400				1430			1500				1530			1600				1632			1701				1732		1738	
West Byfleet	d	1403		1421		1433		1451	1503		1521		1533		1551	1603		1621		1635		1651	1704		1721		1735		1741	
Woking	a	1408	1421	1429	1433	1438	1448	1459	1508	1518	1529	1533	1538	1548	1559	1608	1617	1629	1633	1640	1651	1655	1711	1720	1729	1732	1742	1744	1748	
Woking	d		1422	1430	1434		1449	1500		1519	1530	1534		1549	1600		1618	1630	1634		1652	1700		1721	1730	1734		1745	1749	
Worplesdon	a	1419k							1518k							1617k					1718k									
Guildford	a	1425k					1502k		1524k	1532k				1603k		1623k	1633k				1724k			1733k					1759	
Brookwood	d		1428	1436			1455	1506		1525	1536			1555	1606		1625	1636			1657	1706		1727	1736			1751		
Ash Vale	d			1444				1514							1614								1714			1744				
Aldershot	d			1450				1520							1620								1720			1750				
Farnham	a			1455				1525							1625								1725			1755				
Farnham	d			1456				1526							1626								1726			1756				
Bentley	d			1502											1602								1732			1802				
Alton	a			1509				1537							1609								1741			1811				
Farnborough	d		1435		1444		1503			1533		1544		1603			1633		1644		1705			1734		1744		1758		
Fleet	d		1441		1450		1508			1538		1550		1608			1638		1650		1710			1740		1750		1804		
Winchfield	d		1446				1514			1544				1614			1644				1716			1745				1809		
Hook	d		1451				1518			1548				1618			1648				1720			1750				1814		
Basingstoke	a		1458		1502		1528			1558		1602		1626			1658		1702		1728			1800		1802		1821		

Late night and weekend trains may be altered due to engineering works.
Please check at southwesternrailway.com before travelling.

★ Passengers travelling with cycles may not join or leave services at stations with train times shown in blue.
For guide to notes and symbols see end of timetable.

MONDAY TO FRIDAY
London Waterloo and Woking to Alton and Basingstoke (Suburban Services)

	Notes	★	★	★	★	★	★	★	★	★	★	★	★	★	★	★	★	★	★	★	★	★	★	★	★	★	★	★	
London Waterloo	d	1725	1720	1750	1732	1755	1807	1750	1820	1802	1825	1841	1820	1853	1909	1850	1912	1923	1920	1942	2009	1950	2023	2020	2042	2109	2053	2123	2120
Vauxhall	d		1724			1755	1807	1754					1824		1854			1924			1954	2023	2024	2042	2109	2057	2123	2124	
Clapham Junction	d		1729			1802u	1814u	1759			1832u	1848u	1829	1900u		1859	1919u	1930u	1929	1949u		1959	2030u	2029	2049u	2102	2130u	2129	
Earlsfield	d		1732			1802		1802					1832		1902			1932			2002		2032			2105		2132	
Wimbledon	d		1736			1806		1806					1836		1906			1936			2006		2036			2109		2136	
Surbiton	d		1745		1748			1814		1818	1843		1845	1911	1915	1930	1941	1945	2000		2014	2041	2044	2100		2117	2141	2144	
Esher	d		1749		1753			1818		1822			1849		1919			1949			2018		2048			2121		2148	
Hersham	d		1752		1757			1821		1825			1853		1922			1952			2021		2051			2124		2151	
Walton-on-Thames	d		1755		1800			1824		1829			1856		1925	1937		1955	2007		2024		2054	2107		2127		2154	
Weybridge	d		1759		1804			1828		1833			1900		1929	1941		1959	2011		2027		2057	2111		2130		2157	
Byfleet & New Haw	d		1802		1808			1830		1836			1902		1931			2001			2030		2100			2133		2200	
West Byfleet	d		1805		1811	1821		1833		1839			1905	1921	1934			2004			2033	2051	2103			2136	2151	2203	
Woking	a	1749	1812	1814	1818	1825	1833	1840	1844	1848	1855	1907	1912	1926	1933	1941	1948	1959	2009	2018	2033	2040	2059	2108	2118	2133	2141	2159	2208
Woking	d	1751		1815	1819	1826	1834		1845	1849	1858	1908		1927	1934		1949	2000		2019	2034		2100		2119	2134		2200	
Worplesdon	a	1759k		1823		1847k			1900k				1948k				2018k						2117k					2217k	
Guildford	a	1806k		1831		1853k			1906k			1932k	1954k				2003k	2024k		2032k		2103k		2123k	2133k		2203k	2223k	
Brookwood	d			1821		1832			1851			1915		1933			1955	2006					2106					2206	
Ash Vale	d	1803				1840					1908			1941				2014					2114					2214	
Aldershot	d	1808				1848				1906a	1917			1947				2020					2120					2220	
Farnham	a	1814				1854					1924			1954				2025					2125					2225	
Farnham	d	1814				1856					1925			1955				2026					2126					2226	
Bentley	d	1821				1902					1931			2002				2032					2132					2232	
Alton	a	1830				1911					1940			2011				2039					2139					2239	
Farnborough	d			1828			1845		1859			1922			1944		2002			2033	2044				2133	2144			
Fleet	d			1834			1850		1904			1928			1949		2008			2038	2050				2138	2150			
Winchfield	d			1839					1910			1933					2013			2044					2144				
Hook	d			1844					1914			1938					2018			2048					2148				
Basingstoke	a			1853			1902		1930			1949			2001		2029			2058	2102				2155	2202			

Late night and weekend trains may be altered due to engineering works.
Please check at southwesternrailway.com before travelling.

★ Passengers travelling with cycles may not join or leave services at stations with train times shown in blue.
For guide to all other notes and symbols see end of timetable.

MONDAY TO FRIDAY
London Waterloo and Woking to Alton and Basingstoke (Suburban Services)

	Notes	□	□	□	FO	FX	□	□	FO	FX	□	□	□	□	FO	FX	FO	FO	B	□	SX	SX	SO	SO	SO	□	SO	
London Waterloo	d	2142	2208	2150	2223	2220	2220	2242	2253	2250	2250	2312	2323	2335	2320	2342	2348	2356	2350		0014	0009	0033	0020	0040	0037	0105	
Vauxhall	d			2154	2224	2224				2254	2254			2324				2354			0013	0037	0024	0044	0041	0109		
Clapham Junction	d	2149u	2215u	2159	2230u	2229	2229	2249u	2300u	2259	2259	2319u	2330u	2344u	2329	2350u	2355u	0003u	2359		0021u	0018	0044	0031	0049	0046	0115	
Earlsfield	d			2202		2232	2232								2302	2302		2332				0021		0034				
Wimbledon	d			2206		2236	2236								2306	2306		2336				0025		0038		0056		
Surbiton	d	2200		2214	2241	2244	2244	2300	2311	2314	2314	2338	2341		2344	0001	0006	0014			0032	0033		0046				
Esher	d			2218		2248	2248				2318	2318						2348										
Hersham	d			2221		2251	2251				2321	2321						2351										
Walton-on-Thames	d	2207		2224		2254	2254	2307			2324	2324	2345		2354	0008	0013				0039	0043s		0055s				
Weybridge	d	2211		2227		2257	2257	2311			2327	2327	2349		2357	0012	0019				0043	0046s		0059s				
Byfleet & New Haw	d			2230		2300	2300				2330	2330			2359							0049s		0102s				
West Byfleet	d			2233	2251	2303	2303		2321	2333	2333		2356		0003		0023	0024	0035	0041		0052s	0105s		0119s			
Woking	a	2218	2234	2238	2259	2308	2310	2318	2329	2338	2341	2355	0001	0003	0010	0019	0028	0028	0040	0047	0050	0058	0104	0110	0113	0124	0141	
Woking	d	2219	2235		2300			2319	2332			2358	0004	0004		0020	0029	0030			0054		0106		0116		0142	
Worplesdon	a							2332k																				
Guildford	a	2233k		2304k				2338k				0008k											0114		0123			
Brookwood	d	2225			2306			2325	2337			0003	0009			0026	0035	0036			0059							
Ash Vale	d				2314						2345			0017														
Aldershot	d				2320						2350			0022														
Farnham	a				2325						2356			0028														
Farnham	d				2326						2356			0028														
Bentley	d				2332						0003			0035														
Alton	a				2339						0010			0042														
Farnborough	d	2233	2245					2333				0011		0015		0034	0042				0107						0151s	
Fleet	d	2238	2251					2338				0016		0020		0039	0048				0112						0157s	
Winchfield	d	2244						2344				0022				0044s	0053s				0117s							
Hook	d	2248						2348				0026				0049s	0058s				0122s							
Basingstoke	a	2258	2303					2355				0033		0034		0058	0107				0131						0209	

Late night and weekend trains may be altered due to engineering works.
Please check at southwesternrailway.com before travelling.

For guide to all other notes and symbols see end of timetable.

SATURDAY

London Waterloo and Woking to Alton and Basingstoke (Suburban Services)

Notes																													
London Waterloo	d		0530	0520			0550		0603	0642		0650	0712	0724	0720	0742	0754	0809	0750	0812	0824	0820	0842	0854	0909	0850	0912	0924	0920
Vauxhall	d			0524			0554		0607			0654		0724	0724				0754		0824	0824				0854	0912	0924	0924
Clapham Junction	d		0537u	0529			0559		0612	0649u		0659	0720u	0731u	0729		0801u		0759	0819u	0831u	0829		0901u		0859	0919u	0931u	0929
Earlsfield	d			0532			0602		0615			0702			0732				0802			0832				0902			0932
Wimbledon	d		0543	0536			0606		0619			0706			0736				0806			0836				0906			0936
Surbiton	d		0551	0544			0614		0634	0700		0714	0730	0742	0744	0800	0812		0814	0830	0842	0844	0900	0912		0914	0930	0942	0944
Esher	d			0548			0618		0638			0718			0748				0818			0848				0918			0948
Hersham	d			0551			0621		0641			0721			0751				0821			0851				0921			0951
Walton-on-Thames	d			0554			0624		0644	0707		0724	0737		0754	0807			0824	0837		0854	0907			0924	0937		0954
Weybridge	d			0557			0627		0648	0711		0727	0741		0757	0811			0827	0841		0857	0911			0927	0941		0957
Byfleet & New Haw	d			0600			0630		0650			0730			0800				0830			0900				0930			1000
West Byfleet	d			0603			0633		0653			0733		0752	0803		0822		0833		0852	0903		0922		0933		0952	1003
Woking	a		0602	0608			0637		0658	0718		0738	0748	0759	0808	0818	0829	0833	0838	0848	0859	0908	0918	0929	0933	0938	0948	0959	1009
Woking	d	0601	0603		0620	0630	0638	0657		0719	0730		0749	0800		0819	0830	0834		0849	0900		0919	0930	0934		0949	1000	
Worplesdon	a			0617k					0717k					0817k		0832k					0917k		0932k				1018k		
Guildford	a			0623k			0646		0723k			0802k		0823k	0832k					0902k		0923k	0932k				1002k	1024k	
Brookwood	d	0607			0626	0636		0703		0725	0736		0755	0806		0825	0836			0855	0906		0925	0936			0955	1006	
Ash Vale	d	0615				0644		0711			0744			0814			0844				0914								1014
Aldershot	d	0620				0650		0720			0750			0820			0850				0920								1020
Farnham	a	0626				0655		0725			0755			0825			0855				0925								1025
Farnham	d	0626				0656		0726			0756			0826			0856				0926								1026
Bentley	d	0633				0702		0732			0802			0832			0902												1002
Alton	a	0640				0709		0739			0809			0839			0909				0937								1037
Farnborough	d				0634					0733			0803			0833		0844			0903			0933		0944		1003	
Fleet	d				0639					0738			0808			0838		0850			0908			0938		0950		1008	
Winchfield	d				0645					0744			0814			0844					0914			0944				1014	
Hook	d				0649					0748			0818			0848					0918			0948				1018	
Basingstoke	a		0622		0658					0758			0828			0858		0902			0928			0958		1002		1028	

Late night and weekend trains may be altered due to engineering works.
Please check at southwesternrailway.com before travelling.

For guide to notes and symbols see end of timetable.

SATURDAY

London Waterloo and Woking to Alton and Basingstoke (Suburban Services)

Notes																													
London Waterloo	d	0942	0954	1009	0950	1012	1024	1020	1042	1054	1109	1050	1112	1124	1120	1142	1154	1209	1150	1212	1224	1220	1242	1254	1309	1250	1312	1324	1320
Vauxhall	d				0954		1024	1024				1054		1124	1124				1154			1224				1254	1312	1324	1324
Clapham Junction	d		1001u		0959	1019u	1031u	1029		1101u		1059	1119u	1132u	1129		1201u		1159	1219u	1232u	1229		1301u		1259	1319u	1331u	1329
Earlsfield	d				1002			1032				1102			1132				1202			1232				1302			1332
Wimbledon	d				1006			1036				1106			1136				1206			1236				1306			1336
Surbiton	d	1000	1012		1014	1030	1042	1044	1100	1112		1114	1130	1142	1144	1201	1212		1214	1230	1242	1244	1300	1312		1314	1330	1342	1344
Esher	d				1018			1048				1118			1148				1218			1248				1318			1348
Hersham	d				1021			1051				1121			1151				1221			1251				1321			1351
Walton-on-Thames	d	1007			1024	1037		1054	1107			1124	1137		1154	1208			1224	1237		1254	1307			1324	1337		1354
Weybridge	d	1011			1027	1041		1057	1111			1127	1141		1157	1212			1227	1241		1257	1311			1327	1341		1357
Byfleet & New Haw	d				1030			1100				1130			1200				1230			1300				1330			1400
West Byfleet	d		1022		1033		1052	1103		1122		1133		1152	1203		1222		1233		1252	1303		1322		1333		1352	1403
Woking	a	1018	1029	1033	1038	1048	1059	1108	1118	1129	1133	1138	1148	1159	1208	1219	1229	1233	1238	1248	1259	1308	1318	1329	1333	1338	1348	1359	1408
Woking	d	1019	1030	1034		1049	1100		1119	1130	1134		1149	1200		1220	1230	1234		1249	1300		1319	1330	1334		1349	1400	
Worplesdon	a						1117k								1217k							1318k							1417k
Guildford	a	1032k				1102k		1123k	1132k				1203k		1223k	1232k					1302k		1324k	1332k			1402k		1423k
Brookwood	d	1025	1036			1055	1106		1125	1136			1155	1206		1226	1236			1255	1306		1325	1336			1355	1406	
Ash Vale	d		1044				1114			1144				1214			1244				1314							1414	
Aldershot	d		1050				1120			1150				1220		1251					1320							1420	
Farnham	a		1055				1125			1155				1225		1256					1325							1425	
Farnham	d		1056				1126			1156				1226		1257					1326							1426	
Bentley	d		1102							1202						1303											1402		
Alton	a		1109				1137			1209				1237		1310					1337						1409		1437
Farnborough	d	1033		1044		1103			1133		1144		1203			1234		1244			1303				1333		1344		1403
Fleet	d	1038		1050		1108			1138		1150		1208			1239		1250			1308				1338		1350		1408
Winchfield	d	1044				1114			1144				1214			1245					1314				1344			1414	
Hook	d	1048				1118			1148				1218			1249					1318				1348			1418	
Basingstoke	a	1058		1102		1128			1158		1202		1228			1258		1302			1328				1358		1402		1428

Late night and weekend trains may be altered due to engineering works.
Please check at southwesternrailway.com before travelling.

For guide to notes and symbols see end of timetable.

SATURDAY

London Waterloo and Woking to Alton and Basingstoke (Suburban Services)

Notes																													
London Waterloo	d	1342	1354	1409	1350	1412	1424	1420	1442	1454	1509	1450	1512	1524	1520	1542	1554	1609	1550	1612	1624	1620	1642	1654	1709	1650	1712	1724	1720
Vauxhall	d				1354		1424					1454		1524				1554			1624				1654		1724		1724
Clapham Junction	d		1401u		1359	1419u	1431u	1429		1501u		1459	1519u	1531u	1529		1601u		1559	1619u	1631u	1629		1701u		1659	1719u	1731u	1729
Earlsfield	d				1402										1502				1602			1632				1702			1732
Wimbledon	d				1406										1506				1606			1636				1706			1736
Surbiton	d	1400	1412		1414	1430	1442	1444	1500	1512		1514	1530	1542	1544	1600	1612		1614	1630	1642	1644	1700	1712		1714	1730	1742	1744
Esher	d				1418			1448				1518			1548				1618			1648				1718			1748
Hersham	d				1421			1451				1521			1551				1621			1651				1721			1751
Walton-on-Thames	d	1407			1424	1437		1454	1507			1524	1537		1554	1607			1624	1637		1654	1707			1724	1737		1754
Weybridge	d	1411			1427	1441		1457	1511			1527	1541		1557	1611			1627	1641		1657	1711			1727	1741		1757
Byfleet & New Haw	d				1430			1500				1530			1600				1630			1700				1730			1800
West Byfleet	d		1422		1433		1452	1503		1522		1533		1552	1603		1622		1633		1652	1703		1722		1733		1752	1803
Woking	a	1418	1429	1433	1438	1448	1459	1508	1518	1529	1533	1538	1548	1559	1608	1619	1629	1633	1638	1648	1659	1708	1718	1729	1733	1738	1748	1759	1808
Woking	d	1419	1430	1434		1449	1500		1519	1530	1534		1549	1600		1620	1630	1634		1649	1700		1719	1730	1734		1749	1800	
Worplesdon	a						1517k								1617k						1717k								1817k
Guildford	a	1432k				1502k	1523k		1532k				1602k		1623k	1632k				1702k		1723k	1732k				1802k		1823k
Brookwood	d	1425	1436			1455	1506		1525	1536			1555	1606		1626	1636			1655	1706		1725	1736			1755	1806	
Ash Vale	d		1444				1514							1614							1714								1814
Aldershot	d		1450				1520							1620							1720								1820
Farnham	a		1455				1525							1625							1725								1825
Farnham	d		1456				1526							1626							1726								1826
Bentley	d		1502											1602							1702								1832
Alton	a		1509				1537							1609							1709								1839
Farnborough	d	1433		1444		1503			1533		1544		1603			1634		1644			1703			1733		1744		1803	
Fleet	d	1438		1450		1508			1538		1550		1608			1639		1650			1708			1738		1750		1808	
Winchfield	d	1444				1514			1544				1614			1645					1714			1744				1814	
Hook	d	1448				1518			1548				1618			1649					1718			1748				1818	
Basingstoke	a	1458		1502		1528			1558		1602		1628			1658		1702			1729			1758		1802		1828	

Late night and weekend trains may be altered due to engineering works.

Please check at southwesternrailway.com before travelling.

For guide to notes and symbols see end of timetable.

SATURDAY

London Waterloo and Woking to Alton and Basingstoke (Suburban Services)

Notes																			B									
London Waterloo	d	2142	2154	2209	2150	2212	2224	2220	2242	2254	2250	2312	2324	2335	2320	2342	2355	0010	2350			0014	0020	0040	0037	0105		
Vauxhall	d				2154	2219u	2224	2224			2254				2324				2354				0024	0045	0042	0109		
Clapham Junction	d		2201u		2159	2219u	2231u	2229	2249u	2301u	2259	2319u	2331u	2342u	2329	2349u	0002u	0017u	2359			0021u	0029	0051	0049	0115		
Earlsfield	d				2202			2232			2302				2332				0002				0032					
Wimbledon	d				2206			2236			2306				2336			0023u	0006				0036		0058			
Surbiton	d	2200	2212		2214	2230	2242	2244	2300	2312	2314	2338	2342		2344	0001	0013		0015			0033	0044					
Esher	d				2218			2248			2318				2348				0019				0048s					
Hersham	d				2221			2251			2321				2351				0022				0051s					
Walton-on-Thames	d	2207			2224	2237		2254	2307		2324	2345			2354	0007			0025			0040	0054s					
Weybridge	d	2211			2227	2241		2257	2311		2327	2349			2357	0011			0028			0044	0057s					
Byfleet & New Haw	d				2230			2300			2330				2359				0031			0038	0100s					
West Byfleet	d		2222		2233		2252	2303		2322	2333		2355		0003		0022		0034		0041		0103s		0121s			
Woking	a	2218	2229	2233	2237	2248	2259	2308	2318	2329	2338	2356	2359	0001	0007	0018	0027	0039	0042		0049	0052	0108	0115	0126	0148		
Woking	d	2219	2231	2234	2238	2249	2300		2319	2330		2357	0003	0003		0019	0028	0040		0044		0053		0116		0149		
Worplesdon	a							2317k							0018k													
Guildford	a	2232k			2246	2303k		2323k	2334k		2352k				0024k						0104k			0123				
Brookwood	d	2225	2237			2255	2306		2325	2337		0003	0008			0025	0034			0051		0059						
Ash Vale	d		2245				2314			2345			0016				0042			0059								
Aldershot	d		2251				2319			2353			0021				0047			0104								
Farnham	a		2256				2325			2358			0027				0052			0109								
Farnham	d		2257				2325			2359			0027				0053			0110								
Bentley	d		2303				2332			0005			0034				0100											
Alton	a		2310				2339			0012			0041				0107			0121								
Farnborough	d	2233		2244		2303			2333			0010		0014		0033						0107				0158s		
Fleet	d	2238		2250		2308			2338			0016		0020		0038						0112				0204s		
Winchfield	d	2244				2314			2344			0021				0043s						0117s						
Hook	d	2248				2318			2348			0026				0048s						0122s						
Basingstoke	a	2258		2302		2326			2355			0033		0033		0057		0058				0131				0216		

Late night and weekend trains may be altered due to engineering works.
Please check at southwesternrailway.com before travelling.

For guide to notes and symbols see end of timetable.

SUNDAY

London Waterloo and Woking to Alton and Basingstoke (Suburban Services)

Notes				B		D		C		D		B		D		B		D		B		D												
London Waterloo	d			0710		0740		0807		0810		0840		0905		0910		0940		1007		1010		1040		1107		1110		1140		1207		1210
Vauxhall	d			0714		0744		0814		0814		0844		0914		0914		0944		1014		1014		1044		1114		1114		1144		1214		
Clapham Junction	d			0719		0749		0815		0819		0849		0915		0919		0949		1015		1019		1049		1115		1119		1149		1215		1219
Earlsfield	d			0722		0752		0822		0822		0852		0922		0922		0952		1022		1022		1053		1123		1123		1153		1223		
Wimbledon	d			0726		0756		0822		0826		0856		0922		0926		0956		1022		1026		1057		1122		1127		1157		1222		1227
Surbiton	d			0735		0805		0830		0835		0905		0930		0935		1005		1030		1035		1105		1130		1135		1205		1230		1235
Esher	d			0739		0809		0839		0839		0909		0939		0939		1009		1039		1039		1109		1139		1139		1209		1239		
Hersham	d			0742		0812		0842		0842		0912		0942		0942		1012		1042		1042		1112		1142		1142		1212		1242		
Walton-on-Thames	d			0745		0815		0845		0845		0915		0945		0945		1015		1045		1045		1115		1145		1145		1215		1245		
Weybridge	d			0749		0819		0849		0849		0919		0949		0949		1019		1049		1049		1119		1149		1149		1219		1249		
Byfleet & New Haw	d			0751	0802	0821		0851	0902	0921		0951	1002	1021		1051	1102	1121		1051	1102	1121		1151	1202	1221		1151	1202	1221		1251		
West Byfleet	d			0754	0805	0824		0854	0905	0924		0954	1005	1024		1054	1105	1124		1054	1105	1124		1154	1205	1224		1154	1205	1224		1254		
Woking	a			0759	0811	0829		0842	0859	0911	0929		0942	0959	1011	1029		1042	1059	1111	1129		1142	1159	1211	1229		1159	1211	1229		1242	1259	
Woking	d	0746	0749	0805		0835	0846	0849	0905		0936	0946	0949	1005		1036	1046	1049	1105		1135	1146	1149	1205		1235	1246	1249	1300		1300			
Worplesdon	a					0840					0940					1040					1139					1239								
Guildford	a			0814	0840k	0846	0904k	0914	0940k	0946	1010k	1014	1040k	1046	1110k	1114	1140k	1146	1210k	1214	1240k	1246	1304k	1310										
Brookwood	d	0751	0755				0851	0855				0951	0955					1051	1055				1151	1155					1251	1255				
Ash Vale	d		0803					0903					1003						1103				1203						1303					
Aldershot	d		0808					0908					1008						1108				1208					1308						
Farnham	a		0813					0913					1013						1113				1213				1313							
Farnham	d		0814					0914					1014						1114				1214				1314							
Bentley	d		0823					0923					1023						1123				1223				1323							
Alton	a		0830					0930					1030						1130				1230				1330							
Farnborough	d	0759					0859					0959						1059				1159					1259							
Fleet	d	0804					0904					1004						1104				1204				1304								
Winchfield	d	0810					0910					1010						1110				1210				1310								
Hook	d	0814					0914					1014						1114				1214				1314								
Basingstoke	a	0821					0921					1021						1121				1221				1321								

Late night and weekend trains may be altered due to engineering works.
Please check at southwesternrailway.com before travelling.

For guide to notes and symbols see end of timetable.

SUNDAY

London Waterloo and Woking to Alton and Basingstoke (Suburban Services)

Notes	B	D	B	D	B	D	B	D	B	D	B	D	B	D	B	D	B	D	
London Waterloo	d	1240	1307	1310	1340	1407	1410	1440	1507	1510	1550	1537	1540	1607	1610	1650	1637	1640	
Vauxhall	d	1244		1314	1344		1414	1444		1514			1544		1614			1644	
Clapham Junction	d	1249	1315	1319	1349	1415	1419	1449	1515	1519	1558u	1546	1549	1616	1619	1658u	1646	1649	
Earlsfield	d	1252		1322	1352		1422	1452		1522			1552		1622			1652	
Wimbledon	d	1256	1322	1326	1356	1422	1426	1456	1522	1526		1553	1556	1622	1626			1653	
Surbiton	d	1305	1330	1335	1405	1430	1435	1504	1530	1535		1602	1605	1630	1635			1702	
Esher	d	1309		1339	1409		1439	1509		1539			1609		1639			1709	
Hersham	d	1312		1342	1412		1442	1512		1542			1612		1642			1712	
Walton-on-Thames	d	1315		1345	1415		1445	1515		1545		1609	1615		1645			1709	
Weybridge	d	1319		1349	1419		1449	1519		1549		1613	1619		1649			1713	
Byfleet & New Haw	d	1302	1321	1351	1402	1421	1451	1502	1521	1551	1602		1621	1621	1651	1702		1721	
West Byfleet	d	1305	1324	1354	1405	1424	1454	1505	1524	1554	1605		1624	1624	1654	1705		1724	
Woking	a	1311	1329	1342	1359	1411	1429	1442	1459	1511	1529	1542	1559	1611	1619	1619	1629	1642	1659
Woking	d	1335	1346	1349	1400	1435	1446	1449	1500	1535	1546	1549	1600	1621	1623	1626	1635	1646	1649
Worplesdon	a	1339			1400	1439			1500	1539			1600				1639	1700	1721
Guildford	a	1340k	1346	1404k	1410	1440k	1446	1504k	1510	1540k	1546	1604k	1609		1640k	1649	1704k	1709	1740k
Brookwood	d		1351	1355			1451	1455			1551	1555			1628	1632		1651	1655
Ash Vale	d			1403				1503				1603			1641			1703	
Aldershot	d			1408				1508				1608			1646			1708	
Farnham	a			1413				1513				1613			1651			1713	
Farnham	d			1414				1514				1614			1655			1714	
Bentley	d			1423				1523				1623			1706			1723	
Alton	a			1430				1530				1630						1730	
Farnborough	d		1359				1459				1559			1632	1636			1659	
Fleet	d		1404				1504				1604			1642				1704	
Winchfield	d		1410				1510				1610							1710	
Hook	d		1414				1514				1614							1714	
Basingstoke	a		1421				1521				1621			1646	1654			1721	

Late night and weekend trains may be altered due to engineering works.
Please check at southwesternrailway.com before travelling.

For guide to notes and symbols see end of timetable.

SUNDAY

London Waterloo and Woking to Alton and Basingstoke (Suburban Services)

Notes	D	B	D	D	D	D	B	D	D	D	D	B	D	D	D	D	B								
London Waterloo	d	1707	1710	1750	1737	1740	1807	1810	1850	1837	1840	1907	1910	1950	1937	1940	2007	2010							
Vauxhall	d		1714			1744		1814			1844		1914		1944		2014								
Clapham Junction	d	1716	1719	1758u	1746	1749	1816	1819	1858u	1846	1849	1916	1919	1958u	1946	1949	2016	2019							
Earlsfield	d		1722			1752		1822			1852		1922		1952		2022								
Wimbledon	d	1722	1726		1753	1756	1822	1826		1853	1856	1922	1926		1953	1956	2022	2026							
Surbiton	d	1730	1735		1802	1805	1830	1835		1902	1905	1930	1935		2002	2005	2030	2035							
Esher	d		1739			1809		1839			1909		1939			2009		2039							
Hersham	d		1742			1812		1842			1912		1942			2012		2042							
Walton-on-Thames	d		1745		1809	1815		1845		1909	1915		1945		2009	2015		2045							
Weybridge	d		1749		1813	1819		1849		1913	1919		1949		2013	2019		2049							
Byfleet & New Haw	d		1751	1802		1821		1851	1902		1921		1951	2002		2021		2051							
West Byfleet	d		1754	1805		1824		1854	1905		1924		1954	2005		2024		2054							
Woking	a	1742	1759	1815	1819	1819	1829	1842	1859	1915	1919	1919	1929	1942	1959	2015	2019	2019	2029	2042	2059	2115			
Woking	d	1746	1749	1800	1821	1823	1826	1835	1846	1849	1900	1921	1923	1926	1935	1946	1949	2000	2021	2023	2026	2035	2046	2049	2100
Worplesdon	a							1839						1939								2039			
Guildford	a	1804k	1810		1840k	1846	1904k	1910			1940k	1946	2004k	2010		2040k	2046		2104k	2109					
Brookwood	d	1751	1755		1828	1832	1851	1855		1928	1932	1951	1955		2028	2032		2051	2055						
Ash Vale	d		1803			1841		1903			1941		2003			2041			2103						
Aldershot	d		1808			1846		1908			1946		2008			2046			2108						
Farnham	a		1813			1851		1913			1951		2013			2051			2113						
Farnham	d		1814			1855		1914			1955		2014			2055			2114						
Bentley	d		1823			1923		1923			2023		2023			2123			2123						
Alton	a		1830		1906	1930		2006			2030		2030			2106			2130						
Farnborough	d	1759			1832	1836		1859		1932	1936		1959		2032	2036			2059						
Fleet	d	1804			1842			1904			1942		2004			2042			2104						
Winchfield	d	1810						1910					2010						2110						
Hook	d	1814						1914					2014						2114						
Basingstoke	a	1821			1846	1854		1921		1946	1954		2021		2046	2054			2121						

Late night and weekend trains may be altered due to engineering works.
Please check at southwesternrailway.com before travelling.

For guide to notes and symbols see end of timetable.

SUNDAY

London Waterloo and Woking to Alton and Basingstoke (Suburban Services)

Notes	D	D	D	B	D	D	D	B	D	B	D	D	D	B	D	D	D								
London Waterloo	d	2050	2037	2040	2107	2110	2150	2137	2140	2207	2210	2250	2237	2240	2307	2310	2335	2340	0010						
Vauxhall	d			2044	2114	2114			2144	2214	2214			2244	2307	2314		2344							
Clapham Junction	d	2058u	2046	2049	2116	2119	2158u	2146	2149	2216	2219	2258u	2246	2249	2316	2319	2344u	2349	0017u						
Earlsfield	d			2052	2122	2122			2152	2222	2222			2252	2322	2322		2352							
Wimbledon	d		2053	2056	2122	2126		2154	2156	2222	2226		2253	2256	2322	2326		2356	0023u						
Surbiton	d		2102	2105	2130	2135		2202	2205	2230	2235		2302	2305	2330	2335		0005							
Esher	d			2109		2139			2209		2239			2309		2339		0009							
Hersham	d			2112		2142			2212		2242			2312		2342		0013							
Walton-on-Thames	d		2109	2115	2145			2209	2215		2245		2309	2315		2345		0016							
Weybridge	d		2113	2119	2149			2213	2219		2249		2313	2319		2349		0020							
Byfleet & New Haw	d			2121	2151	2202			2221		2251	2302		2321		2351	0002	0023							
West Byfleet	d			2124	2154	2205			2224		2254	2305		2324		2354	0005	0027							
Woking	a	2119	2119	2129	2142	2159	2211	2219	2229	2242	2259	2311	2319	2329	2342	2359	0007	0011	0031	0040					
Woking	d	2121	2123	2126	2135	2146	2149	2200	2221	2223	2226	2235	2246	2249	2305	2321	2323	2326	2335	2346	2349	0005	0008	0033	0042
Worplesdon	a			2139																					
Guildford	a		2140k	2146	2204k	2210			2240k	2246	2304k	2313		2340k	2346	0010k	0016								
Brookwood	d		2128	2132	2151	2155			2228	2232	2251	2255		2328	2332	2351	2355			0039					
Ash Vale	d			2141		2203					2241			2341		0003			0047						
Aldershot	d			2146		2208					2246			2349		0008			0052						
Farnham	a			2151		2213					2251			2354		0013			0057						
Farnham	d			2155		2214					2255			2355		0015									
Bentley	d					2223					2323					0024									
Alton	a			2206		2230					2306			0011		0031									
Farnborough	d	2132	2136		2159				2232	2236			2332	2336		2359			0019						
Fleet	d		2142		2204					2242				2342		0004			0024						
Winchfield	d				2210						2310					0010									
Hook	d				2214						2314					0014									
Basingstoke	a	2146	2154		2221				2246	2254				2346	2353	0021			0039		0100				





Late night and weekend trains may be altered due to engineering works.
Please check at southwesternrailway.com before travelling.

For guide to notes and symbols see end of timetable.

GUIDE TO NOTES AND SYMBOLS

- FX** Service does not run on Friday.
- FO** Service runs on Friday only.
- SX** Service does not run on Saturday morning.
- SO** Service runs on Saturday morning only.
- a Arrival time.
- d Departure time.
- k Change at Woking.
- s Stops to let passengers leave the train only.
- u Stops to let passengers join the train only.
- I** First Class accommodation available.
- ★ **Passengers travelling with cycles may not join or leave services at stations with train times shown in blue.**
- ↳ Continued in later column.
- ← Continued from earlier column.
- ↘ Train attaches to another.
- ↙ Train divides.

All services in this timetable are operated by South Western Railway.

- B** To or from London Waterloo via Staines. (see timetable 16).
- C** From Clapham Junction. (see timetable 16).
- D** Train divides at Woking - Front portion continues to Basingstoke. Rear portion continues to Alton.
-  Interchange for Mid-Hants Steam Railway. Visit watercressline.co.uk
-  Car Park.
-  Interchange for London Trams service to Croydon. Visit tfl.gov.uk for details.
-  Interchange for London Underground. Visit tfl.gov.uk for details.
- ← Woking - Railair coach link between Woking station and Heathrow Airport. Visit firstbus.co.uk/railair for details.
- Ⓢ Minimum connection time where different from the standard five minutes.
- #6 Number of the timetable which shows faster services between this station, Clapham Junction and London Waterloo.

Cycles on trains - Monday to Friday

At peak times the following restrictions apply in the area bounded by Reading, Hook, Alton, Guildford and Dorking.

Passengers travelling with cycles may not join or leave from services timed to arrive at London Waterloo between 0715 and 1000 inclusive or timed to depart from London Waterloo between 1645 and 1900 inclusive.

Travelling after midnight?

Trains which run after midnight are shown at the end of the day.

























Timetable information

For services between Farnham and Guildford or Ascot, please see timetable 12.

For the full service between Farnham, Aldershot and Ash Vale, please see timetable 51.

STATION INFORMATION

See notes for explanation of symbols.

Basingstoke			#21
Hook			
Winchfield			
Fleet			
Farnborough			
Alton			
Bentley			
Farnham			
Aldershot		④	
Ash Vale			
Brookwood		③	
Guildford			#6
Worplesdon			#6
Woking		←	#6
West Byfleet			
Byfleet & New Haw			
Weybridge			
Walton-on-Thames			
Hersham			
Esher			
Surbiton		⑥	
Wimbledon		 	⑥
Earlsfield			
Clapham Junction		⑩	
Vauxhall			
London Waterloo		⑮	

South Western Railway and Community Rail Partnerships

We are committed to working with Community Rail Partnerships (CRPs) across our network. CRPs are not-for-profit organisations that help to further connect the railway with the communities they serve. They work closely with SWR to promote healthy and sustainable travel, design projects which bring communities together, as well as support social and economic development. SWR is proud to provide core funding and support to 12 CRPs on our network.

Wey Valley Community Rail Partnership

Stations: Guildford, Wanborough, Ash Vale, Ash, Aldershot, Farnham, Bentley and Alton

A new Community Rail Partnership that covers the Alton line.

Find out more at weyvalleycrp.co.uk



Visit us at southwesternrailway.com

- Buying tickets online
- Live train information
- Train times
- Special offers and days out
- Plan your journey
- Latest news

Customer Service Centre

0345 6000 650

Monday to Friday 0800 - 2000

Saturday 0900 - 1800

Sunday 0900 - 1600

Our UK based team are available for:

- Comments and suggestions

Assisted Travel

0800 5282 100

Text relay 18001 0800 5282 100

A freephone service open 24 hours for older and disabled customers.

We recommend booking assistance **2 hours in advance**.

National Rail Enquiries

03457 48 49 50

Train times, fares and rail information.

Free travel alerts

southwesternrailway.com/alerts

Keeping our registered customers up-to-date with their service running information, delays and alterations.

Twitter [@SW_Help](https://twitter.com/SW_Help)

Follow South Western Railway on Twitter and be the first to know what's happening on our network.

Facebook Facebook.com/SWRailway

Providing South Western Railway network information and details of our latest offers.

First MTR South Western Trains Limited (trading as South Western Railway) accepts no liability for any inaccuracy in the information contained in this timetable which is subject to alteration.

First MTR South Western Trains Limited. Registered in England and Wales 07900320.

Registered office: 8th Floor, The Point, 37 North Wharf Road, London W2 1AF.

A First and MTR company.

South Western
 **Railway**

PTT10 12 2024



Please Recycle