

20 Exeter, Yeovil, Westbury and Salisbury to London Waterloo



Train times

15 December 2024 to 17 May 2025

South Western
Railway

Your timetable

This timetable shows train services between **Exeter, Yeovil, Salisbury and London Waterloo**.

It also shows train services between:

- **Yeovil Pen Mill and London Waterloo via Castle Cary and Westbury** - see timetable **20A**
- **Yeovil Pen Mill and Weymouth** - see timetable **20B**.

Also connecting bus services between:

- **Axminster, Lyme Regis and Bridport** - see timetable **20C**
- **Axminster, Seaton and Beer** - see timetable **20D**
- **Honiton and Sidmouth** - see timetable **20E**
- **Yeovil Junction and Yeovil Pen Mill**- see timetable **20F**
- **Exeter St Davids and Exeter Airport**- see timetable **20G**.

Automated Delay Repay

We have introduced a new Automated Delay Repay (ADR) system that drastically cuts the time it takes to claim and receive compensation if your train is late.

ADR works for all customers who have bought Advance tickets or a Touch Smartcard season ticket from our website.

If you have a Touch Smartcard season ticket, you will need to touch in and out at the beginning and end of your journey, sign up for a Delay Repay account at

[delayrepay.southwesternrailway.com](https://www.southwesternrailway.com/delayrepay) and select 'Auto Delay Repay'. (The email addresses you use for 'My Account' and 'Delay Repay' must match.)

To find out more about Automated Delay Repay, visit:

[southwesternrailway.com/contact-and-help/refunds-and-compensation/delay-repay/automated-delay-repay](https://www.southwesternrailway.com/contact-and-help/refunds-and-compensation/delay-repay/automated-delay-repay).

Buy a ticket before you board

You need to buy a valid ticket before you get on your train.

We know that most of our passengers do this before travelling, and we have a duty to those passengers to make sure no-one travels without paying. This is why we run a penalty fares scheme across most of our network.

If you travel without a valid ticket to or from a station within the penalty fares area, you may have to pay a penalty fare. A Penalty Fare is £100 plus the price of the full single fare applicable for your intended journey. However, if it is paid within 21 days, the Penalty Fare is reduced to £50 plus the price of the single fare applicable.

We have a policy to, wherever possible, prosecute everyone who deliberately avoids paying.

Cycles on trains

The services in this timetable have limited room for cycles so we have had to apply some restrictions. The ▼ and ★ symbol, with train times printed in **blue**, show restricted trains. These restrictions are explained in the 'Guide to notes and symbols' section.

We will carry folding cycles on any train as long as they can be folded small enough to be carried safely in the luggage rack. Cycles are not allowed on buses that replace trains during engineering works.

Changes to train times

Network Rail need to do engineering work to maintain and improve the rail network. They do a lot of this work at weekends and during holiday periods, but they also need to do some work overnight during the week.

If we need to close rail lines so Network Rail can carry out work, buses will replace train services. We may also have to alter train services over a wider area.

Please check for any changes to train times before travelling at weekends, late in the evening or early in the morning.

Look for the 'Changes to train times' posters at stations, or visit our website at **southwesternrailway.com**.

No-smoking policy

For the comfort of all our customers, smoking and using e-cigarettes is not allowed on any part of our trains or stations.

You can smoke outside the station entrance or in our car parks.

Travel with Confidence

So that you can travel with confidence, we are ventilating trains to refresh air, improving information about journeys and trains, and extensively cleaning trains and stations.



South Western Railway and Community Rail Partnerships

We are committed to working with Community Rail Partnerships (CRPs) across our network. CRPs are not-for-profit organisations that help to further connect the railway with the communities they serve. They work closely with SWR to promote healthy and sustainable travel, design projects which bring communities together, as well as support social and economic development. SWR is proud to provide core funding and support to 12 CRPs on our network.

Devon & Cornwall Rail Partnership - East Devon Line

Stations: Axminster, Honiton, Feniton, Whimple, Cranbrook and Pinhoe

The first rail partnership in the country, formed in 1991, Devon and Cornwall Rail Partnership has seen great success in the promotion and growth of services across that region. Their campaigns have won multiple national accolades including at the Community Rail Awards and the Rail Exec 'Most Interesting' Awards.

Find out more at dcrp.org.uk

**Devon & Cornwall
RAIL PARTNERSHIP**

South Wessex Community Rail Partnership

Covering the line running south of Westbury to Weymouth, including Upwey and Weymouth.

Find out more at southwessexcrp.org.uk/



**SOUTH WESSEX
COMMUNITY RAIL PARTNERSHIP**

Three Rivers Community Rail Partnership

Stations: Salisbury, Dean, Mottisfont & Dunbridge, Romsey, Millbrook, Redbridge, Southampton Central, St Denys, Swaythling, Southampton Airport, Eastleigh, Chandler's Ford, Bitterne, Woolston, Sholing, Netley, Hamble, Bursledon, Shawford and Winchester

Three Rivers aims to improve stations in the area of the rail routes that run alongside the main rivers between Salisbury, Winchester, Southampton and Bursledon – hence 'Three Rivers'. It is a group of local authorities, residents and the train industry, working to improve local stations, promote tourism, and train and bus service integration.

Find out more at threeriversrail.com/



Blackmore Vale Community Rail Partnership

Stations: Tisbury, Gillingham, Templecombe, Sherborne, Yeovil Junction and Crewkerne

The Blackmore Vale Line Community Rail Partnership is the local rail partnership, covering the stations of Tisbury, Gillingham, Templecombe, Sherborne, Yeovil Junction and Crewkerne on the West of England line from London Waterloo to Exeter St Davids. Together with local people, station groups, businesses, and statutory and voluntary groups, the CRP promotes the area to prospective rail passengers and increases community involvement in its award-winning stations.

Find out more at blackmorevaletrains.com



SATURDAY

Exeter, Yeovil and Salisbury to Basingstoke, Woking and London Waterloo

Notes	▼	▼	▼	▼	▼	▼	▼	▼	J	▼	▼	▼	▼	▼	C	▼	▼	▼	▼	▼	▼	▼	▼	▼	▼	▼			
Exeter St Davids	d					0510			0640	0725		0824		0925		1025		1125		1225		1325		1425		1525		1625	
Exeter Central	d					0514			0645	0729		0828		0930		1030		1130		1230		1330		1430		1530		1630	
Pinhoe	d					0519			0650	0734		0833		0935		1035		1135		1235		1335		1435		1535		1635	
Cranbrook	d					0523			0654	0738		0837		0939		1039		1139		1239		1339		1439		1539		1639	
Whimple	d					0528			0659	0743		0842		0944				1144				1344				1544			
Feniton	d					0534			0705			0847				1047				1247				1447			1647		
Honiton	d					0541	0620		0713	0755		0855		0955		1055		1155		1255		1355		1455		1555		1655	
Axminster	d					0552	0631		0724	0806		0906		1006		1106		1206		1306		1406		1506		1606		1706	
Crewkerne	d					0605	0644		0737	0819		0919		1019		1119		1219		1319		1419		1519		1619		1719	
Yeovil Pen Mill	d																												
Yeovil Junction	a					0614	0653		0746	0828		0928		1028		1128		1228		1328		1428		1528		1628		1728	
Yeovil Junction	d					0620	0654		0753	0829		0929	0953	1029		1129		1229		1329		1429		1529		1629		1729	
Yeovil Pen Mill	a																												
Sherborne	d					0626	0700		0759	0835		0935	0959	1035		1135		1235		1335		1435		1535		1635		1735	
Templecombe	d					0634	0708		0807	0843		0943	1007	1043		1143		1243		1343		1443		1543		1643		1743	
Gillingham (Dorset)	d					0642	0717		0817	0851		0951	1017	1051		1151		1251		1351		1451		1551		1651		1751	
Tisbury	d					0652	0727		0827	0901		1001	1027	1101		1201		1301		1401		1501		1601		1701		1801	
Salisbury	a					0707	0742		0842	0916		1016	1042	1116		1216		1317		1417		1519		1615		1716		1816	
Salisbury	d	0515	0547	0621	0646	0721	0746	0821	0847	0921	0947	1021	1047	1121	1147	1221	1247	1321	1347	1421	1447	1521	1547	1621	1647	1721	1747	1821	1847
Southampton Central	a					0746c	0827c		0934c	1003c		1103c	1134c	1204c		1303c		1403c		1503c		1603c		1703c		1803c		1903c	
Portsmouth Harbour	a					0848c	0951c			1051c			1151c	1251c		1351c		1451c		1551c		1651c		1751c		1851c		1951c	
Grateley	d	0527	0559		0659		0759		0859		0959		1059		1159		1259		1359		1459		1559		1659		1759		1859
Andover	d	0535	0606	0638	0706	0738	0806	0838	0906	0938	1006	1038	1106	1138	1206	1238	1306	1338	1406	1438	1506	1538	1606	1638	1706	1738	1806	1838	1906
Whitchurch (Hants)	d	0543	0614		0714		0814		0914		1014		1114		1214		1314		1414		1514		1614		1714		1814		1914
Overton	d	0549	0620		0720		0820		0920		1020		1120		1220		1320		1420		1520		1620		1720		1820		1920
Basingstoke	a	0558	0629	0655	0729	0757	0829	0855	0929	0955	1029	1055	1129	1155	1229	1255	1329	1355	1429	1455	1529	1555	1629	1655	1729	1755	1829	1855	1929
Reading	a	0646b	0706b	0756b	0807b	0849b	0907b	0947b	1007b	1049b	1106b	1149b	1207b	1249b	1306b	1349b	1409b	1449b	1505b	1551b	1606b	1649b	1706b	1750b	1808b	1849b	1906b	1950b	2010b
Woking	a	0618	0648	0716	0748	0817	0848	0915	0948	1016	1048	1115	1148	1215	1248	1315	1348	1415	1448	1515	1548	1615	1648	1715	1748	1815	1848	1915	1948
Clapham Junction	a	0640		0736	0822b	0837	0911b	0935	1011b	1036	1111b	1139	1211b	1235	1311b	1335	1411b	1435	1511b	1535	1611b	1635	1711b	1735	1811b	1835	1911b	1935	2011b
London Waterloo	a	0649	0714	0746	0816	0849	0916	0949	1016	1049	1116	1149	1214	1246	1315	1349	1416	1449	1516	1549	1616	1649	1716	1749	1816	1849	1916	1949	2016

Late night and weekend trains may be altered due to engineering works.

Please check at southwesternrailway.com before travelling.

For guide to notes and symbols see end of timetable.

SUNDAY

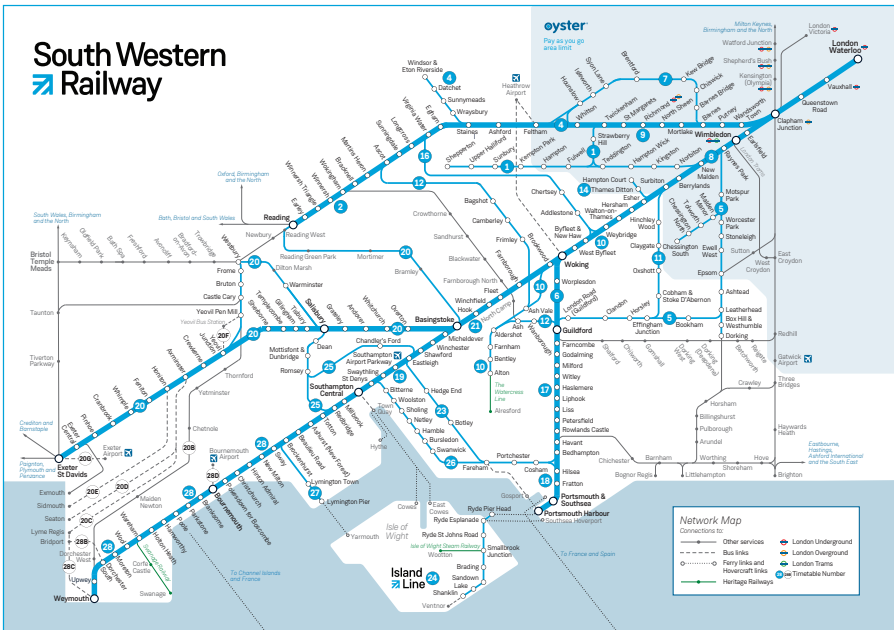
Exeter, Yeovil and Salisbury to Basingstoke, Woking and London Waterloo

Notes	▼	▼	▼	▼	▼	▼	▼	▼	▼	▼	▼	▼	▼	▼	▼	▼	▼	▼	▼	▼	▼	▼	▼	▼	▼	▼			
Exeter St Davids	d								0824			0925		1025		1125		1225		1326		1425		1525		1625		1725	1825
Exeter Central	d								0828			0930		1030		1130		1230		1330		1430		1530		1630		1730	1830
Pinhoe	d								0836			0935		1035		1135		1235		1335		1435		1535		1635		1735	1835
Cranbrook	d								0840			0939		1039		1139		1239		1339		1439		1539		1639		1739	1839
Whimble	d											0944				1144				1344				1544				1744	
Feniton	d								0848					1047				1247				1447				1647			1847
Honiton	d								0856			0955		1055		1155		1255		1355		1455		1555		1655		1755	1855
Axminster	d								0907			1006		1106		1206		1306		1406		1506		1606		1706		1806	1906
Crewkerne	d								0920			1019		1119		1219		1319		1419		1519		1619		1719		1819	1919
Yeovil Pen Mill	d																					1543							
Yeovil Junction	a								0929			1028		1128		1228		1328		1428		1528	1548	1628		1728		1828	1928
Yeovil Junction	d			0729		0829		0930		0946	1029		1129		1229		1329		1429		1529	1553	1629		1729		1829	1929	
Yeovil Pen Mill	a									0951																			
Sherborne	d			0735		0835		0936			1035		1135		1235		1335		1435		1535	1559	1635		1735		1835	1935	
Templecombe	d			0743		0843		0944			1043		1143		1243		1343		1443		1543	1607	1643		1743		1843	1943	
Gillingham (Dorset)	d			0751		0851		0952			1051		1151		1251		1351		1451		1551	1618	1651	1717	1751		1851	1951	
Tisbury	d			0801		0901		1002			1101		1201		1301		1401		1501		1601	1629	1701	1728	1801		1901	2001	
Salisbury	a			0816		0916		1016		1113	1116		1216		1316		1416		1516		1616	1643	1719	1742	1816		1916	2016	
Salisbury	d	0645	0727	0741	0827	0844	0927	0944	1027	1044	1127	1144	1227	1327	1344	1427	1444	1527	1544	1627	1644	1727	1744	1827	1844	1927	2021		
Southampton Central	a				0945c		1045c		1103c		1202c		1304c		1403c		1505c		1605c		1703c	1746c	1806c	1846c	1902c	1844	1927	2021	
Portsmouth Harbour	a								1151c		1251c		1351c		1451c		1552c		1652c		1751c		1853c		1952c		2001c	2102c	
Grateley	d		0739		0856		0956		1056			1156		1256		1356		1456		1556		1656		1756		1856		2033	
Andover	d	0702	0746	0758	0845	0903	0945	1003	1045	1103	1145	1203	1245	1303	1345	1403	1445	1503	1545	1603	1645	1704	1745	1803	1845	1903	1945	2040	
Whitchurch (Hants)	d		0754		0911		1011		1111			1211		1311		1411		1511		1611		1712		1811		1911		2048	
Overton	d		0800		0917		1017		1117			1217		1317		1417		1517		1617		1717		1817		1917		2054	
Basingstoke	a	0719	0809	0816	0902	0926	1003	1026	1103	1126	1204	1226	1303	1326	1403	1426	1503	1526	1603	1626	1703	1726	1803	1825	1903	1925	2003	2103	
Reading	a	0832b		0844	0947	1047		1147				1247		1347		1449		1547		1647		1806b		1905b		2006b	2105b	2232b	
Woking	a	0739	0828	0903b	0923	1002b	1024	1102b	1123	1203b	1223	1302b	1323	1402b	1423	1502b	1523	1553b	1623	1653b	1723	1753b	1823	1853b	1923	1953b	2023	2123	
Clapham Junction	a	0805	0856	0929b	0947	1029b	1044	1129b	1144	1227b	1243	1327b	1343	1427b	1443	1527b	1543	1614b	1643	1714b	1743	1807	1843	1907	1943	2007	2043	2143	
London Waterloo	a	0818	0909	0940b	0957	1040b	1055	1139b	1155	1237b	1254	1337b	1354	1437b	1454	1537b	1554	1624b	1654	1724b	1754	1816	1854	1917	1954	2016	2054	2154	

Late night and weekend trains may be altered due to engineering works. Please check at southwesternrailway.com before travelling.

For guide to notes and symbols see end of timetable.

South Western Railway



Changing trains

Most journeys shown in this timetable are direct trains, shown in **bold type**. However, you may be able to make other journeys or reach your destination more quickly by changing trains. To help you find these alternative trains, we show them in the timetable with *light italic type*. A letter against the time will show where you need to change trains – please check the ‘Notes’ section for an explanation of these letters.

Please allow plenty of time to change trains. At most stations you will need to allow at least five minutes. You will need longer at some stations, and this is shown in the ‘Station information’ table in this timetable. For example ⑩ means you should allow 10 minutes to change trains at this station.

MONDAY TO FRIDAY
London Waterloo, Woking and Basingstoke to Salisbury, Yeovil and Exeter

	<i>Notes</i>			▼	▼	▼ B	▼	▼	▼	▼ B	▼	▼	▼ D	▼	▼	▼	▼	▼	▼	▼	▼	▼	▼ G★	▼ ★		
London Waterloo	d			0635	0710	0750	0820	0850	0920	0950	1020	1050	1120	1150	1220	1250	1320	1350		1420	1450	1520	1550	1620	1650	1723
Clapham Junction	d			0642u	0717u	0757u	0827u		0927u	0957u	1027u	1057u	1127u	1157u	1227u	1257u	1327u	1357u		1427u	1457u	1527u	1557u	1627u	1657u	1734b
Woking	d			0702	0736	0816	0846	0916	0946	1016	1046	1116	1146	1216	1247	1316	1346	1417		1446	1516	1546	1616	1646u	1659b	1734b
Reading	d			0640b	0657b	0800b	0825b	0859b	0934b	0952b	1033b	1052b	1132b	1152b	1234b	1252b	1332b	1352b		1432b	1505b	1532b	1552b	1607b	1652b	1715b
Basingstoke	d			0724	0800	0838	0908	0938	1008	1038	1108	1138	1208	1238	1308	1338	1408	1438		1508	1538	1608	1638	1707	1738	1807
Overton	d			0733	0808	0846		0946		1046		1146		1246		1346		1447		1546		1646	1716	1747	1816	
Whitchurch (Hants)	d			0738	0813	0851		0951		1051		1151		1251		1351		1452		1551		1651	1722	1752	1822	
Andover	d			0746	0823	0900	0929	1002	1028	1100	1126	1200	1228	1300	1327	1400	1428	1500		1526	1600	1626	1700	1730	1801	1830
Grateley	d			0754	0831	0907		1010		1107		1207		1307		1407		1508		1607		1707	1738	1809	1838	
Portsmouth Harbour	d			0601c	0720c		0823c		0923c		1023c		1123c		1223c		1323c		1423c		1523c		1624c		1724c	
Southampton Central	d		0533c	0647c	0810c	0837c	0911c		1011c	1037c	1110c		1211c		1311c		1411c		1511c		1611c	1637c	1711c	1737c	1810c	
Salisbury	a			0806	0843	0920	0945	1022	1044	1119	1143	1220	1245	1320	1343	1420	1445	1520		1546	1620	1643	1720	1750	1821	1850
Salisbury	d		0610	0738	0808	0847	0923	0947		1047	1131	1147	1248	1251	1347		1447		1525	1547		1647	1723	1754	1824	1854
Tisbury	d		0629	0758	0827	0906		1007		1106		1206	1307		1406		1506		1539	1607		1706	1737	1809	1838	1909
Gillingham (Dorset)	d	0551	0642	0811	0837a	0917		1018		1117		1217	1318		1417		1517		1548a	1618		1717	1752	1819	1852	1920
Templecombe	d	0558	0650	0819		0925		1025		1125		1225	1325		1425		1525		1625		1725	1759	1827	1859	1927	
Sherborne	d	0606	0657	0826		0932		1033		1132		1232	1333		1432		1532		1633		1732	1807	1834	1907	1935	
Yeovil Pen Mill	d					1052a		1038		1138		1238	1338	1414	1438		1538		1638		1738	1812	1840	1912	1940	
Yeovil Junction	a	0612	0703	0832	0938		1038		1138	1303	1238		1338	1419	1438		1538		1638		1738	1812	1840	1912	1940	
Yeovil Junction	d	0615	0707	0839	0942		1041		1139		1239		1339		1439		1539		1639		1739		1841	1916	1941	
Yeovil Pen Mill	a																						1921			
Crewkerne	d	0625	0716	0849	0951		1051		1149		1249		1349		1449		1549		1649		1749		1850		1951	
Axminster	d	0550	0657e	0737	0903		1006		1105		1203		1303		1403		1503		1603		1703		1804		1905	2005
Honiton	d	0604	0712	0752	0916		1018		1118		1216		1316		1416		1515		1616		1717		1816		1917	2017
Feniton	d	0610	0718	0758	0922		1023		1121		1221		1321		1421		1521		1621		1722		1822		1922	
Whimple	d	0615	0723	0803	0927		1026		1126		1226		1324		1424		1526		1624		1724		1825		1925	2025
Cranbrook	d	0619	0728	0808	0931		1031		1130		1229		1328		1429		1530		1629		1730		1830		1930	2030
Pinhoe	d	0623	0732	0813	0935		1035		1134		1233		1332		1433		1534		1633		1734		1834		1934	2034
Exeter Central	a	0628	0738	0818	0940		1040		1139		1238		1338		1438		1539		1638		1740		1839		1939	2039
Exeter St Davids	a	0632	0745	0822	0945		1043		1143		1242		1342		1442		1543		1642		1744		1849		1943	2042

Late night and weekend trains may be altered due to engineering works.
Please check at southwesternrailway.com before travelling.

★ Passengers travelling with cycles may not join or leave services at stations with train times shown in blue.

For guide to notes and symbols see end of timetable.

SATURDAY

London Waterloo, Woking and Basingstoke to Salisbury, Yeovil and Exeter

Notes				▼	▼	▼	▼	▼ K	▼	▼	▼	▼	▼	▼	▼	▼	▼	▼	▼	▼	▼	▼	▼	▼	▼				
London Waterloo	d				0637	0710	0750	0820	0850	0920	0950	1020	1050	1120	1150	1220	1250	1320	1350	1420	1450	1520	1550	1620	1650	1720			
Clapham Junction	d				0644u	0717u	0757u	0827u	0857u	0927u	0957u	1028u	1057u	1127u	1157u	1227u	1257u	1327u	1357u	1427u	1457u	1527u	1557u	1627u	1657u	1727u			
Woking	d				0705	0736	0816	0846	0916	0947	1016	1046	1116	1148	1216	1246	1316	1346	1416	1446	1516	1546	1616	1646	1716	1746			
Reading	d				0637b	0707b	0752b	0807b	0852b	0910b	1007b	1037b	1104b		1152b	1207b	1252b	1307b	1352b	1407b	1452b	1507b	1552b	1607b	1652b	1707b			
Basingstoke	d				0725	0759	0837	0908	0938	1008	1040	1109	1138	1208	1238	1308	1338	1408	1438	1508	1538	1608	1638	1708	1738	1808			
Overton	d				0733	0808	0845		0946		1048		1146		1246		1346		1446		1546		1646		1746				
Whitchurch (Hants)	d				0738	0813	0850		0951		1053		1151		1251		1351		1451		1551		1651		1751				
Andover	d				0747	0822	0859	0926	1000	1026	1102	1127	1200	1226	1300	1326	1400	1426	1500	1526	1600	1626	1700	1726	1800	1826			
Grateley	d				0754	0830	0906		1007		1109		1207		1307		1407		1507		1607		1707		1807				
Portsmouth Harbour	d				0608c		0723c		0823c		0923c		1023c		1123c		1223c		1323c		1423c		1523c		1623c		1723c		
Southampton Central	d				0657c		0809c		0910c		1010c		1110c		1210c		1310c		1410c		1510c		1610c		1710c		1810c		
Salisbury	a				0807	0843	0919	0942	1020	1042	1121	1145	1220	1243	1320	1342	1420	1443	1520	1542	1620	1642	1720	1742	1820	1843			
Salisbury	d			0615	0747	0813	0847		0947		1047		1147		1247		1347		1447		1547		1647		1747		1847		
Tisbury	d			0629	0801	0832	0906		1006		1106		1206		1306		1406		1506		1606		1706		1806		1908		
Gillingham (Dorset)	d			0642	0814	0900	0917		1017		1117		1217		1317		1417		1517		1617		1717		1817		1919		
Templecombe	d			0650	0822	0907	0925		1025		1125		1225		1325		1425		1525		1625		1725		1825		1926		
Sherborne	d			0657	0829	0915	0932		1032		1132		1232		1332		1432		1532		1632		1732		1832		1934		
Yeovil Pen Mill	d																												
Yeovil Junction	a			0703	0835	0920	0938		1038		1138		1238		1338		1438		1538		1638		1738		1838		1939		
Yeovil Junction	d			0615	0707	0839		0939		1039		1139		1239		1339		1439		1539		1639		1739		1839		1941	
Yeovil Pen Mill	a																												
Crewkerne	d			0624	0716	0849		0949		1049		1149		1249		1349		1449		1549		1649		1749		1849		1950	
Axminster	d	0552	0657e	0738	0903		1003		1103		1203		1303		1403		1503		1603		1703		1803		1903		2005		
Honiton	d	0604	0712	0754	0916		1016		1116		1216		1316		1416		1516		1616		1716		1816		1916		2016		
Feniton	d	0610	0718	0800	0921		1021		1121		1221		1321		1421		1521		1621		1721		1821		1921		2023		
Whimple	d	0615	0723	0805	0926				1124				1324				1524				1724				1924				
Cranbrook	d	0619	0728	0809	0931		1029		1128		1229		1328		1429		1528		1629		1728		1829		1928		2030		
Pinhoe	d	0623	0732	0813	0935		1033		1132		1233		1332		1433		1532		1633		1732		1833		1932				
Exeter Central	a	0628	0738	0818	0940		1038		1138		1238		1338		1438		1538		1638		1738		1837		1938		2037		
Exeter St Davids	a	0632	0743	0823	0943		1042		1142		1242		1342		1442		1542		1643		1742		1841		1942		2042		

Late night and weekend trains may be altered due to engineering works.

Please check at southwesternrailway.com before travelling.

For guide to notes and symbols see end of timetable.

SUNDAY

London Waterloo, Woking and Basingstoke to Salisbury, Yeovil and Exeter

Notes		▼	▼	▼	▼	▼	▼	▼	▼	▼	▼	▼	▼	▼	▼	▼	▼	▼	▼	▼	▼	▼	▼	▼	▼	▼			
London Waterloo	d			0815	0835b	0915	0935b	1015	1035b	1115	1135b	1215	1235b	1315	1335b	1415	1435b	1520	1535b	1620	1635b	1720	1745	1820	1845	1920	1945	2020	2045
Clapham Junction	d			0823u	0845b	0924u	0945b	1023u	1045b	1123u	1145b	1223u	1242b	1323u	1342b	1423u	1442b	1527u	1542b	1627u	1642b	1727u	1753u	1827u	1853u	1927u	1953u	2027u	2053u
Woking	d			0846	0907b	0946	1007b	1046	1107b	1146	1207b	1246	1307b	1345	1407b	1446	1507b	1546	1607b	1646	1707b	1746	1813	1846	1913	1946	2013	2046	2114
Reading	d			0737b	0911		1012		1112		1212		1312		1412		1512		1612		1712		1752b		1852b		1952b		2052b
Basingstoke	d		0804	0907	0932	1007	1033	1107	1131	1207	1231	1307	1331	1407	1431	1507	1531	1607	1632	1707	1731	1807	1834	1907	1934	2007	2034	2107	2135
Overton	d		0812		0941		1042		1140		1240		1340		1440		1540		1641		1739		1843		1943		2043		2143
Whitchurch (Hants)	d		0817		0946		1047		1145		1245		1345		1445		1545		1646		1744		1848		1948		2048		2148
Andover	d		0826	0924	0956	1026	1057	1125	1153	1224	1253	1325	1353	1424	1453	1524	1553	1625	1655	1724	1753	1825	1856	1925	1956	2025	2056	2126	2157
Grateley	d		0833		1004		1105		1201		1301		1401		1501		1601		1702		1800		1905		2005		2105		2205
Portsmouth Harbour	d					0909c		1001v		1109c		1209c		1309c		1409c		1509c		1609c		1709c		1809c		1909c		2009c	
Southampton Central	d					0957c		1057c		1157c		1257c	1310c	1357c		1457c	1510c	1557c		1657c		1757c		1857c		1957c		2059c	
Salisbury	a		0846	0941	1018	1043	1118	1142	1213	1242	1313	1343	1413	1442	1514	1540	1613	1646	1715	1742	1815	1842	1917	1942	2017	2043	2117	2143	2217
Salisbury	d	0654	0847	0947		1047		1147		1247		1347	1419	1447		1547	1614	1647		1747		1847		1947		2047		2147	
Tisbury	d	0708	0906	1007		1106		1206		1306		1406	1433	1506		1606	1633	1706		1806		1906		2006		2106		2207	
Gillingham (Dorset)	d	0718	0917	1018		1117		1217		1317		1417	1451	1517		1617	1643a	1717		1817		1917		2017		2117		2218	
Templecombe	d	0726	0925	1025		1125		1225		1325		1425	1458	1525		1625		1725		1825		1925		2025		2125		2225	
Sherborne	d	0733	0932	1033		1132		1232		1332		1432	1506	1532		1632		1732		1832		1932		2032		2132		2233	
Yeovil Pen Mill	d																												
Yeovil Junction	a	0739	0938	1038		1138		1238		1338		1438	1511	1538		1638		1738		1838		1938		2038		2138		2238	
Yeovil Junction	d	0740	0939	1039		1139		1239		1339		1439	1516	1539		1639		1739		1839		1940		2039		2139			
Yeovil Pen Mill	a												1521																
Crewkerne	d	0749	0949	1049		1149		1249		1349		1449		1549		1649		1749		1849		1950		2049		2149			
Axminster	d	0804	1003	1103		1203		1303		1403		1503		1603		1703		1803		1903		2004		2104		2204			
Honiton	d	0817	1016	1116		1216		1316		1416		1516		1616		1716		1816		1916		2017		2117		2217			
Feniton	d	0822	1021			1221				1421				1621				1821				2022				2221			
Whimple	d	0827	1026	1124				1324					1524				1724			1924				2125		2222			
Cranbrook	d	0832	1031	1128		1229		1328		1429		1528		1629		1728		1829		1928		2030		2128		2232			
Pinhoe	d	0836	1035	1132		1233		1332		1433		1532		1633		1732		1833		1932		2034		2132		2236			
Exeter Central	a	0843	1040	1138		1238		1338		1438		1538		1638		1738		1838		1938		2039		2138		2241			
Exeter St Davids	a	0847	1044	1143		1243		1343		1442		1542		1642		1747		1842		1942		2043		2143		2244			

Late night and weekend trains may be altered due to engineering works.

Please check at southwesternrailway.com before travelling.

For guide to notes and symbols see end of timetable.

GUIDE TO NOTES AND SYMBOLS

First Class accommodation also available on all trains shown in **bold type** except GWR services.

B Runs via Westbury - see table 20A.

C Also has portion from Frome - see table 20A.

D Train divides at Salisbury. Please travel in correct portion.

G Continues to Castle Cary, Bruton, Frome and Westbury - see table 20A.


J Also has portion from Castle Cary - see table 20A.

K To Frome - see table 20A.

FX Service does **not** run on Friday.

FO Service runs on Friday only.

GW Operated by Great Western Railway. Standard class ONLY.

 Train divides.

 Train attaches to another.

a Arrival time.

b Change at Basingstoke.

c Change at Salisbury.

d Departure time.

e Arrives Axminster at 0644.

g Arrives Honiton at 2316.

All services shown in **bold type** are operated by South Western Railway except where shown.

s Stops to let passengers leave the train only.

u Stops to let passengers join the train only.

v Change at Fratton and Salisbury.

▼ Cycles only carried with advance reservation.


★ Passengers travelling with cycles may not join or leave services at stations with train times shown in blue.


← Woking - Railair coach link between Woking station and Heathrow Airport. Visit firstbus.co.uk/railair for details.

⊖ Interchange for London Underground. Visit tfl.gov.uk for details.

P Car Park.

⑦ Minimum connection time where different from the standard five minutes.

 Station for Southampton City Centre and the Docks. Also buses for Red Funnel Ferries to Cowes, Isle of Wight, (redfunnel.co.uk) and the Hythe ferry (hytheferry.co.uk).

 Interchange for high-speed catamaran to Ryde, Isle of Wight.

Shipping services operated by Wightlink Ltd, Isle of Wight Ferries, P.O. Box 59, Portsmouth, PO1 2XB. Telephone **0333 999 7333**

(calls charged at local rate) or visit wightlink.co.uk

Also change at Portsmouth Harbour for the Gosport Ferry. Visit gosportherry.co.uk

Cycle reservations

A cycle space must be reserved in advance when a ▼ symbol appears above the train.



Cycles on trains - Monday to Friday

At peak times the following restrictions apply in the area bounded by Reading, Hook, Alton, Guildford and Dorking.

Passengers travelling with cycles may not join or leave services timed to arrive at London Waterloo between 0715 and 1000 inclusive or timed to depart London Waterloo between 1645 and 1900 inclusive.

STATION INFORMATION

See notes for explanation of symbols.

Exeter St Davids	P	⑥
Exeter Central	P	
Pinhoe		
Cranbrook	P	
Whimble	P	
Feniton	P	
Honiton	P	
Axminster	P	
Crewkerne	P	
Yeovil Junction	P	
Sherborne	P	
Templecombe	P	
Gillingham (Dorset)	P	
Tisbury	P	
Salisbury	P	
Southampton Central	P	
Portsmouth Harbour		
Grateley	P	
Andover	P	
Whitchurch (Hants)	P	
Overton	P	
Basingstoke	P	
Reading	P	⑦
Woking	P	←
Clapham Junction		⑩
London Waterloo	⊖	⑮

MONDAY TO FRIDAY

	Notes	0▼ ★	0▼	0▼ J	0▼ J	0▼ L	0▼ J													
Yeovil Pen Mill	d	0658	1059	1345	1459	1923	2152													
Castle Cary	d	0712	1114	1410	1513	1938	2220													
Bruton	d	0717	1119	1416	1518	1943	2225													
Frome	d	0729	1132	1433	1530	1956	2245													
Westbury	d	0742	1144	1446	1544	2007a	2314													
Warminster	d	0750	1152	1454	1553		2321													
Salisbury	a	0811	1212	1514	1613		2342													
Salisbury	d	0815	1221	1521	1621															
Grateley	a	0827																		
Andover	a	0834	1237	1537	1637															
Whitchurch (Hants)	a	0843																		
Overton	a	0849																		
Basingstoke	a	0858	1255	1555	1655															
Woking	a	0918	1315	1615	1716															
Clapham Junction	a	0939	1336	1636	1736															
London Waterloo	a	0951	1349	1645	1751															

STATION INFORMATION

For a guide to notes and symbols, see next page.

Yeovil Pen Mill	P	
Castle Cary	P	
Bruton	P	
Frome	P	
Westbury	P	
Warminster	P	
Salisbury	P	
Grateley	P	
Andover	P	
Whitchurch	P	
Overton	P	
Basingstoke	P	
Woking	P	←
Clapham Junction		⑩
London Waterloo	⊖	⑮

For the complete service between Salisbury, Andover and London Waterloo, also trains from Yeovil Junction, please see earlier pages.

For details of the complete service between Westbury and Salisbury, also Yeovil Pen Mill to Westbury and Weymouth, please see Great Western Railway publicity.

★ Passengers travelling with cycles may not join or leave services at stations with train times shown in blue.

Late night and weekend trains may be altered due to engineering works.

Please check at southwesternrailway.com before travelling.

SATURDAY

	Notes	▼	▼	■									
Yeovil Pen Mill	d												
Castle Cary	d	0736											
Bruton	d	0741											
Frome	d	0754	1130										
Westbury	d	0810	1143	2312									
Warminster	d	0818	1150	2320									
Salisbury	a	0839	1212	2342									
Salisbury	d	0847	1221										
Grateley	a	0859											
Andover	a	0905	1237										
Whitchurch (Hants)	a	0914											
Overton	a	0920											
Basingstoke	a	0929	1255										
Woking	a	0948	1315										
Clapham Junction	a	1011b	1335										
London Waterloo	a	1016	1349										

SUNDAY

▼	J												
0953													
1007													
1012													
1024													
1043													
1051													
1113													
1127													
1143													
1204													
1223													
1243													
1254													

NOTES TO THIS TABLE

- J** From Yeovil Junction.
- L** From London Waterloo via Sherborne and Yeovil Junction (see main timetable).
- a** Arrival time.
- b** Change at Basingstoke.
- d** Departure time.
- First Class accommodation also available.
- ▼** Cycles only carried with advance reservation.
- ←** Woking - Railair coach link between Woking station and Heathrow Airport. Visit firstbus.co.uk/railair for details.
- ⊖** Interchange for London Underground. Visit tfl.gov.uk for details.
- Ⓟ** Car Park.
- ⌚** Minimum connection time where different from the standard five minutes.
- ★** Passengers travelling with cycles may not join or leave services at stations with train times shown in blue.

For the complete service between Salisbury, Andover and London Waterloo, also trains from Yeovil Junction, please see earlier pages.

For details of the complete service between Westbury and Salisbury, also Yeovil Pen Mill to Westbury and Weymouth, please see Great Western Railway publicity.

Late night and weekend trains may be altered due to engineering works. Please check at southwesternrailway.com before travelling.

MONDAY TO FRIDAY

	Notes	0▼	0▼ V	0▼ D																
London Waterloo	d	0750	0950	1120																
Clapham Junction	d	0757u	0957u	1127u																
Woking	d	0816	1016	1146																
Basingstoke	d	0838	1038	1208																
Overton	d	0846	1046																	
Whitchurch (Hants)	d	0851	1051																	
Andover	d	0900	1100	1228																
Grateley	d	0907	1107																	
Salisbury	a	0920	1119	1245																
Salisbury	d	0923	1131	1251																
Warminster	a	0943	1151	1311																
Westbury	a	0952	1200	1320																
Frome	a	1005	1215	1332																
Bruton	a	1016	1232	1347																
Castle Cary	a	1022	1240	1352																
Yeovil Pen Mill	a	1052	1256	1412																

STATION INFORMATION

For a guide to notes and symbols, see next page.

London Waterloo	⊖	⓫
Clapham Junction		⓫
Woking	P	←
Basingstoke	P	
Overton	P	
Whitchurch	P	
Andover	P	
Grateley	P	
Salisbury	P	
Warminster	P	
Westbury	P	
Frome	P	
Bruton	P	
Castle Cary	P	
Yeovil Pen Mill	P	

For the complete service between London Waterloo, Andover and Salisbury, also trains to Yeovil Junction, please see earlier pages.

For details of the complete service between Salisbury and Westbury, also Weymouth and Westbury to Yeovil Pen Mill, please see Great Western Railway publicity.

Late night and weekend trains may be altered due to engineering works.

Please check at southwesternrailway.com before travelling.

20B Weymouth - Yeovil Pen Mill

MONDAY TO FRIDAY

	Notes									FX																		
Weymouth	d	0638	0733	0932	1129	1328	1528	1728	2014	2128																		
Upwey	d	0643	0738	0937	1134	1333	1533	1733	2019	2133																		
Dorchester West	d	0651	0746	0946	1143	1342	1544	1742	2027	2141																		
Yeovil Pen Mill	a	0726	0821	1022	1220	1419	1619	1819	2102	2216																		

SATURDAY

	Notes																												
Weymouth	d	0638	0733	0930	1130	1330	1530	1734	2040																				
Upwey	d	0643	0738	0935	1135	1335	1535	1739	2045																				
Dorchester West	d	0651	0746	0944	1144	1344	1544	1748	2053																				
Yeovil Pen Mill	a	0726	0821	1022	1221	1420	1619	1823	2128																				

SUNDAY

A																																						
0801	1038	1405	1605	1753	2011																																	
0812	1043	1410	1610	1758	2016																																	
0847	1051	1418	1618	1806	2024																																	
	1127	1453	1653	1841	2059																																	

NOTES

Operated by Great Western Railway.

For details of seat and cycle reservation requirements and also catering facilities, please refer to Great Western Railway publications.

Trains shown in green

Trains shown in green type vary during the timetable.

Please see note next to time or at top of column.

Late night and weekend trains may be altered due to engineering works.

FX Service does **not** run on Friday.

A Runs from 6 April 2025.

a Arrival time.

d Departure time.

STATION INFORMATION

For a guide to notes and symbols, see end of main timetable.

Yeovil Pen Mill	P	
Dorchester West		
Upwey	P	S
Weymouth	P	S

MONDAY TO FRIDAY

Notes																			
Honiton Rail Station	d	0808	0925	1030	1130	1230	1330	1430	1530	1635	1743	1838	1943	2133					
Sidmouth Triangle	a	0848	1005	1110	1210	1310	1410	1510	1608	1713	1816	1909	2012	2202					

Notes																			
Sidmouth Triangle	d	0727	0817	0949	1049	1149	1249	1349	1449	1551	1702	1802	1904	2210					
Honiton Rail Station	a	0808	0849b	1030	1130	1230	1330	1430	1530	1635	1743	1838	1943	2239					

SATURDAY

Notes																			
Honiton Rail Station	d	0818	0933	1033	1133	1233	1333	1433	1533	1633	1735	1838	1938	2133					
Sidmouth Triangle	a	0852	1013	1113	1213	1313	1413	1512	1610	1710	1809	1909	2007	2202					

Notes																			
Sidmouth Triangle	d	0730	0849	0950	1057	1157	1257	1357	1457	1559	1659	1759	1853	2210					
Honiton Rail Station	a	0800b	0933	1033	1133	1233	1333	1433	1533	1633	1735	1838	1938	2239					

NOTES

- a - Arrival time.
- b - Terminates at Lace Walk, 7 minutes walk to the station.
- d - Departure time.

SUNDAY

			The Sunday service will also run on Public Holidays.
1126	1626		
1158	1658		
1215	1715		
1246	1746		

MONDAY TO SATURDAY

	Notes	0725	SSH	0945	1045	1145	1245	1345	1445	SSH	1645	1745	1845															
Yeovil Junction	d	0725	0845	0945	1045	1145	1245	1345	1445	1545	1645	1745	1845															
Yeovil Bus Station	a	0734	0855	0955	1055	1155	1255	1355	1455	1555	1655	1755	1855															
Yeovil Pen Mill	a	0748	0905	1005	1105	1205	1305	1405	1505	1605	1705	1858																

	Notes		SSH	SSH												SSH	SSH											
Yeovil Pen Mill *	d	0748		0905		1005		1105		1205		1305		1405		1505	1605											
Yeovil Bus Station	d	0655	0754a	0815	0910a	0915	1010a	1015	1110a	1115	1210a	1215	1310a	1315	1410a	1415	1510a	1515	1610a	1615	1710a	1715	1810a	1815				
Yeovil Junction	a	0700		0820		0920		1020		1120		1220		1320		1420	1520	1620										

NOTES

a - Arrival time.

d - Departure time.

SSH - Saturdays and School Holidays only.

* - opposite the ticket office entrance

NO SERVICE on Sundays or Public Holidays.

Where buses from Yeovil Pen Mill continue to Yeovil Junction after a wait at the Bus Station, through passengers may remain on board.

Visit us at southwesternrailway.com

- Buying tickets online
- Live train information
- Train times
- Special offers and days out
- Plan your journey
- Latest news

Customer Service Centre

0345 6000 650

Monday to Friday 0800 - 2000

Saturday 0900 - 1800

Sunday 0900 - 1600

Our UK based team are available for:

- Comments and suggestions

Assisted Travel

0800 5282 100

Text relay 18001 0800 5282 100

A freephone service open 24 hours for older and disabled customers.

We recommend booking assistance **2 hours in advance**.

National Rail Enquiries

03457 48 49 50

Train times, fares and rail information.

Free travel alerts

southwesternrailway.com/alerts

Keeping our registered customers up-to-date with their service running information, delays and alterations.

Twitter [@SW_Help](https://twitter.com/SW_Help)

Follow South Western Railway on Twitter and be the first to know what's happening on our network.

Facebook Facebook.com/SWRailway

Providing South Western Railway network information and details of our latest offers.

First MTR South Western Trains Limited (trading as South Western Railway) accepts no liability for any inaccuracy in the information contained in this timetable which is subject to alteration.

First MTR South Western Trains Limited. Registered in England and Wales 07900320.

Registered office: 8th Floor, The Point, 37 North Wharf Road, London W2 1AF.

A First and MTR company.

South Western
 **Railway**

PTT20 12 2024



Please Recycle