

10

Basingstoke, Alton and Aldershot to London Waterloo



Train times

2 June to 21 September 2024

South Western
 **Railway**

Your timetable

This timetable shows services between **Basingstoke, Alton, Aldershot, Woking and London Waterloo including connections between Guildford and Woking.**

For services between Woking and London Waterloo including main line services, please see timetable 6.

For fast services between Basingstoke, Woking and London Waterloo, please see timetable 21.

The following mini-guides are available to download for routes covered by this timetable.

- **Ash Vale to Farnham** - number 51

Buy a ticket before you board

You need to buy a valid ticket before you get on your train. We know that most of our passengers do this before travelling, and we have a duty to those passengers to make sure no-one travels without paying. This is why we run a penalty fares scheme across most of our network.

If you travel without a valid ticket to or from a station within the penalty fares area, you may have to pay a penalty fare. A Penalty Fare is £100 plus the price of the full single fare applicable for your intended journey. However, if it is paid within 21 days, the Penalty Fare is reduced to £50 plus the price of the single fare applicable.

We have a policy to, wherever possible, prosecute everyone who deliberately avoids paying.

Changes to train times

Network Rail need to do engineering work to maintain and improve the rail network. They do a lot of this work at weekends and during holiday periods, but they also need to do some work overnight during the week.

If we need to close rail lines so Network Rail can carry out work, buses will replace train services. We may also have to alter train services over a wider area.

Please check for any changes to train times before travelling at weekends, late in the evening or early in the morning.

Look for the 'Changes to train times' posters at stations, or visit our website at **southwesternrailway.com**.

Travel with Confidence

So that you can travel with confidence, we are ventilating trains to refresh air, improving information about journeys and trains, and extensively cleaning trains and stations.

No-smoking policy

For the comfort of all our customers, smoking and using e-cigarettes is not allowed on any part of our trains or stations.

You can smoke outside the station entrance or in our car parks.

Cycles on trains

The services in this timetable have limited room for cycles, so we have had to apply some restrictions. The ★ symbol, with train times printed in **blue**, shows which trains have restrictions. These restrictions are explained in the 'Guide to notes and symbols' section.

We will carry folding cycles on any train, as long as they can be folded small enough to be carried safely in the luggage rack. Cycles are not allowed on buses that replace trains during engineering work.

Automated Delay Repay

We have introduced a new Automated Delay Repay (ADR) system that drastically cuts the time it takes to claim and receive compensation if your train is late.

ADR works for all customers who have bought Advance tickets or a Touch Smartcard season ticket from our website.

If you have a Touch Smartcard season ticket, you will need to touch in and out at the beginning and end of your journey, sign up for a Delay Repay account at

delayerepay.southwesternrailway.com and select 'Auto Delay Repay'. (The email addresses you use for 'My Account' and 'Delay Repay' must match.)

To find out more about Automated Delay Repay, visit:

southwesternrailway.com/contact-and-help/refunds-and-compensation/delay-repay/automated-delay-repay.



MONDAY TO FRIDAY
Basingstoke and Alton to Woking and London Waterloo (Suburban Services)

	Notes		B								*	*	*	*	*	*	*	*	*	*	*	*	*	*	*	*	*				
Basingstoke	d			0454				0540		0550				0623		0644		0654	0706					0730	0745		0754				
Hook	d			0501						0557				0630				0701	0713					0737			0802				
Winchfield	d			0505						0601				0634				0705	0717					0741			0806				
Fleet	d			0510				0551		0606				0640		0655		0710	0722					0747			0812				
Farnborough	d			0516				0556		0612				0645		0701		0716	0728					0753	0759		0818				
Alton	d									0542				0612				0641					0714				0744				
Bentley	d									0549				0619				0648					0721				0751				
Farnham	a									0554				0624				0653					0726				0756				
Farnham	d									0557				0626				0654					0728				0758				
Aldershot	d									0603				0632				0700					0734				0804				
Ash Vale	d									0608				0637				0705					0739				0809				
Brookwood	d			0523						0615	0619			0644	0652			0712	0723				0746		0800		0816	0826			
Guildford	d			0514						0550k				0624k				0701k					0729k		0741k	0752k		0803k			
Worplesdon	d			0519						0555k				0630k				0707k					0735k		0741k	0752k		0809k			
Woking	a			0524	0528	0524				0605	0620	0625				0649	0657		0710	0718	0728			0753		0805	0808		0821	0833	
Woking	d	0430	0527	—	0529	0532	0543	0604	0606	0621	0628		0632	0641	0650	0659	0702	0711	0719	0731			0725	0746	0756	0802	0808	0809	0820	0824	0834
West Byfleet	d		0532			0536	0547	0608			0626		0636	0646			0707						0730	0753		0806			0825		
Byfleet & New Haw	d		0535a			0539		0611					0639	0649									0733	0756				0828			
Weybridge	d					0542	0552	0614					0643	0652			0711			0743			0737	0800		0811	0815		0832		
Walton-on-Thames	d					0546	0556	0618					0647	0656			0716		0728				0742	0805		0815		0836			
Hersham	d					0548		0620					0649	0659			0719						0746	0808		0819		0839			
Esher	d					0551		0623					0652	0702			0722						0750	0812		0823		0842			
Surbiton	a	0453			0540	0555	0603	0627			0636	0639	0656	0706									0754	0816		0827			0847		
Wimbledon	a	0503			0548	0608		0635				0647	0704																		
Earlsfield	a					0612		0639					0708																		
Clapham Junction	a	0510			0600	0616		0642	0625	0647	0653		0712																		
Vauxhall	a				0606	0621		0647					0717																		
London Waterloo	a	0519			0611	0626	0620	0652	0634	0656	0704		0724	0728	0719	0730	0745	0737	0750	0757	0807	0814	0836	0822	0846	0839	0836	0906	0851	0900	

Late night and weekend trains may be altered due to engineering works.
Please check at southwesternrailway.com before travelling.

★ Passengers travelling with cycles may not join or leave services at stations with train times shown in blue.
For guide to all other notes and symbols see end of timetable.

MONDAY TO FRIDAY
Basingstoke and Alton to Woking and London Waterloo (Suburban Services)

	Notes	★	★	★	★	★	★	★	★	★	★	★	★	★	★	★	★	★	★	★	★	★	★	★	★	★			
Basingstoke	d	0816			0825			0853		0916		0924		0954		1013		1024		1054		1112		1124		1154			
Hook	d				0832			0900				0931		1001				1031		1101				1131		1201			
Winchfield	d				0837			0904				0935		1005				1035		1105				1135		1205			
Fleet	d	0827			0842			0910		0927		0940		1010		1024		1040		1110		1123		1140		1210			
Farnborough	d	0832			0848			0916		0932		0946		1016		1030		1046		1116		1128		1146		1216			
Alton	d			0814			0844			0914		0944		1014			1044						1115			1144			
Bentley	d			0821			0851			0921		0951		1021			1051									1151			
Farnham	a			0826			0856			0926		0956		1026			1056									1156			
Farnham	d			0828			0858			0928		0958		1028			1058									1158			
Aldershot	d			0834			0904			0934		1004		1034			1104									1204			
Ash Vale	d			0839			0909			0939		1009		1039			1109									1209			
Brookwood	d			0846	0858		0916	0923		0946	0953	1016	1023		1046	1053		1116	1123			1146	1153		1216	1223			
Guildford	d		0822		0834k	0846	0904k		0919k		0935k		0952k		1019k		1034k		1049k				1134k		1149k				
Worplesdon	d				0840k	0851	0910k				0941k												1140k						
Woking	a	0842	0830	0851	0903	0859	0921	0928		0942	0951	0958		1021	1028		1039	1051	1058		1121	1128		1138	1151	1158		1221	1228
Woking	d	0843	0832	0852	0904	0902	0922	0929	0933	0943	0952	0959	1003	1022	1029	1033	1040	1052	1059	1103	1122	1129	1133	1139	1152	1159	1203	1222	1229
West Byfleet	d		0836		0906	0927		0937		0957		1007	1027		1037		1057		1107	1127		1137		1157		1207	1227		
Byfleet & New Haw	d		0839		0909			0940				1010			1040				1110			1140				1210			
Weybridge	d		0843		0913		0936	0943			1006	1013		1035	1043		1106	1113		1135	1143				1206	1213		1235	
Walton-on-Thames	d		0847		0917		0940	0947			1010	1017		1039	1047		1110	1117		1139	1147				1210	1217		1239	
Hersham	d		0849		0919			0949				1019		1049			1119			1149						1219			
Esher	d		0852		0922			0952				1022			1052				1122			1152				1222			
Surbiton	a		0856		0916	0926	0937	0946	0956		1007	1016	1026	1037	1045	1056		1107	1116	1126	1137	1145	1156		1207	1216	1226	1237	1245
Wimbledon	a		0904		0934			1004				1035			1104				1134			1204				1234			
Earlsfield	a		0908		0938			1008				1039			1108				1138			1208				1238			
Clapham Junction	a		0912		0942	0949		1012	1002		1027	1042	1049		1112		1121	1127	1142	1149		1212		1219	1227	1242	1249		
Vauxhall	a		0917		0947			1017				1047			1117				1147			1217				1247			
London Waterloo	a	0909	0924	0920	0938	0954	0958	1002	1022	1011	1027	1036	1052	1059	1104	1122	1104	1130	1136	1152	1158	1202	1222	1206	1228	1236	1252	1258	1304

Late night and weekend trains may be altered due to engineering works.
Please check at southwesternrailway.com before travelling.

★ Passengers travelling with cycles may not join or leave services at stations with train times shown in blue.
For guide to all other notes and symbols see end of timetable.

MONDAY TO FRIDAY
Basingstoke and Alton to Woking and London Waterloo (Suburban Services)

	<i>Notes</i>																															
Basingstoke	d		1214		1224			1254		1316		1324			1354		1412		1424			1454		1512		1524		1554				
Hook	d				1231			1301				1331			1401				1431			1501			1531		1601					
Winchfield	d				1235			1305				1335			1405				1435			1505			1535		1605					
Fleet	d		1225		1240			1310		1327		1340			1410		1423		1440			1510		1523		1540		1610				
Farnborough	d		1231		1246			1316		1333		1346			1416		1428		1446			1516		1529		1546		1616				
Alton	d			1215				1244				1315					1415								1515			1544				
Bentley	d							1251																			1551					
Farnham	a			1225				1256				1325					1425								1525		1556					
Farnham	d			1228				1258				1328					1428								1528		1558					
Aldershot	d			1234				1304				1334					1434								1535		1604					
Ash Vale	d			1239				1309				1339					1439								1539		1609					
Brookwood	d			1246	1253			1316	1323			1346	1353		1416	1423			1446	1453			1516	1523		1546	1553		1616	1623		
Guildford	d	1219k		1236k		1249k				1319k		1334k		1349k			1419k		1434k		1449k			1519k		1534k		1549k				
Worplesdon	d			1242k								1340k							1440k						1540k							
Woking	a		1241	1251	1258			1321	1328			1342	1351	1358		1421	1428		1438	1451	1458			1521	1528		1538	1551	1558		1621	1628
Woking	d	1233	1242	1252	1259	1303	1322	1329	1332	1343	1352	1359	1403	1422	1429	1433	1439	1452	1459	1503	1522	1529	1533	1539	1552	1559	1603	1622	1629			
West Byfleet	d	1237		1257		1307	1327		1336		1357		1407	1427		1437		1457		1507	1527		1537		1557		1607	1627				
Byfleet & New Haw	d	1240				1310			1339				1410			1440				1510			1540				1610					
Weybridge	d	1243			1306	1313		1335	1342			1406	1413		1435	1443			1506	1513		1535	1543			1606	1613	1635				
Walton-on-Thames	d	1247			1310	1317		1339	1346			1410	1417		1439	1447			1510	1517		1539	1547			1610	1617	1639				
Hersham	d	1249				1319			1348				1419			1449				1519			1549				1619					
Esher	d	1252				1322			1351							1422				1522			1552				1622					
Surbiton	a	1256		1307	1316	1326	1337	1345	1355		1407	1416	1426	1437	1445	1456		1507	1516	1526	1537	1545	1556			1607	1616	1626	1637	1645		
Wimbledon	a	1304				1334			1404				1434			1504				1534			1604				1634					
Earlsfield	a	1308				1338			1408				1438			1508				1538			1608				1638					
Clapham Junction	a	1312		1319	1327	1342	1349		1412		1421	1427	1442	1450		1512		1519	1527	1542	1549					1612		1627	1642	1649		
Vauxhall	a	1317				1347			1417				1447			1517				1547			1617				1647					
London Waterloo	a	1322	1306	1328	1336	1354	1358	1404	1422	1409	1430	1439	1452	1459	1502	1522	1506	1528	1539	1552	1558	1604	1622	1607	1624	1636	1652	1659	1704			

Late night and weekend trains may be altered due to engineering works.

Please check at southwesternrailway.com before travelling.

For guide to notes and symbols see end of timetable.

SATURDAY

Basingstoke and Alton to Woking and London Waterloo (Suburban Services)

Notes		B																											
Basingstoke	d			0454					0554			0624			0654		0715		0725			0754		0812		0824			
Hook	d			0501					0601			0631			0701				0732			0801			0831				
Winchfield	d			0505					0605			0635			0705				0736			0805			0835				
Fleet	d			0510					0610			0640			0710		0726		0741			0810		0823	0840				
Farnborough	d			0516					0616			0646			0716		0731		0747			0816		0829	0846				
Alton	d										0614				0644			0714			0744			0814		0844			
Bentley	d										0621				0651			0721			0751			0821		0851			
Farnham	a										0626				0656			0726			0756			0826		0856			
Farnham	d						0555				0628			0658			0728		0758			0828			0858				
Aldershot	d							0604			0634			0704			0734		0804			0834			0904				
Ash Vale	d							0609			0639			0709			0739		0809			0839			0909				
Brookwood	d			0523				0616	0623		0646	0653		0716	0723		0746	0754		0816	0823		0846	0853	0916				
Guildford	d			0514				0604k		0619k			0654			0719k			0748k	0801k		0819k			0849k	0900k			
Worplesdon	d			0520									0700						0807k						0906k				
Woking	a			0524	0528	0524		0621	0630		0651	0658	0704	0721	0728		0741	0751	0759		0821	0828		0838	0851	0858	0921		
Woking	d	0435	0527	—	0530	0533	0552	0603	0622	0631	0634	0652	0659	0705	0722	0729	0733	0742	0752	0800	0803	0822	0829	0833	0839	0852	0859	0903	0922
West Byfleet	d		0532			0537	0557	0607	0627		0638	0657		0709	0727		0737		0757		0807	0827		0837	0857		0907	0927	
Byfleet & New Haw	d		0535a			0540		0610			0641			0712			0740				0810			0840			0910		
Weybridge	d				0543	0601	0613				0644		0706	0715		0736	0743		0806	0813		0836	0843		0906	0913			
Walton-on-Thames	d				0547	0605	0617				0648		0710	0719		0740	0747		0810	0817		0840	0847		0910	0917			
Hersham	d				0549		0619				0650			0721			0749			0819			0849			0919			
Esher	d				0552		0622				0653			0724			0752			0822			0852			0922			
Surbiton	a	0453			0541	0556	0611	0626	0637		0657	0706	0716	0728	0737	0747	0756		0807	0816	0826	0837	0846	0856		0907	0916	0926	0937
Wimbledon	a	0503			0548	0604		0634			0705			0736			0804				0834			0904			0934		
Earlsfield	a				0608			0638			0709			0740			0808				0838			0908			0938		
Clapham Junction	a	0510			0600	0612		0642	0653	0650	0713	0718	0728	0743	0750		0812		0818	0828	0842	0849		0912		0919	0927	0942	0949
Vauxhall	a				0607	0617		0647			0718			0748			0817				0847			0917			0947		
London Waterloo	a	0519			0612	0622	0628	0652	0702	0659	0723	0727	0737	0753	0759	0803	0822	0806	0827	0839	0852	0858	0904	0922	0904	0928	0936	0952	0958

Late night and weekend trains may be altered due to engineering works.
Please check at southwesternrailway.com before travelling.

For guide to notes and symbols see end of timetable.

SATURDAY

Basingstoke and Alton to Woking and London Waterloo (Suburban Services)

Notes																													
Basingstoke	d	0854		0912		0924			0954		1012		1024			1054		1112		1124			1154		1212		1224		
Hook	d	0901				0931			1001				1031			1101				1131			1201			1231			
Winchfield	d	0905				0935			1005				1035			1105				1135			1205			1235			
Fleet	d	0910		0923		0940			1010		1023		1040			1110		1123		1140			1210		1223	1240			
Farnborough	d	0916		0929		0946			1016		1029		1046			1116		1129		1146			1216		1229	1246			
Alton	d				0914				0944				1014						1115			1144				1215		1244	
Bentley	d				0921				0951				1021							1151			1151				1251		
Farnham	a				0926				0956				1026						1125			1156				1225	1256		
Farnham	d				0928				0958				1028						1128			1158				1228	1258		
Aldershot	d				0934				1004				1034						1134			1204				1234	1304		
Ash Vale	d				0939				1009				1039						1139			1209				1240	1309		
Brookwood	d	0923			0946	0953		1016	1023			1046	1053		1116	1123			1146	1153		1216	1223			1247	1253	1316	
Guildford	d		0919k				0949k	1000k		1020k			1049k	1100k		1119k				1149k	1200k		1219k				1249k	1300k	
Worplesdon	d							1006k					1106k								1206k						1306k		
Woking	a	0928		0938	0951	0958		1021	1028		1038	1051	1058		1121	1128		1138	1151	1158		1221	1228		1238	1252	1258	1321	
Woking	d	0929	0933	0939	0952	0959	1003	1022	1029	1033	1039	1052	1059	1103	1122	1129	1133	1139	1152	1159	1203	1222	1229	1233	1239	1253	1259	1303	1322
West Byfleet	d		0937		0957		1007	1027		1037		1057		1107	1127		1137		1157		1207	1227		1237		1258	1307	1327	
Byfleet & New Haw	d		0940				1010			1040				1110			1140				1210			1240			1310		
Weybridge	d	0935	0943			1006	1013		1036	1043			1106	1113		1136	1143			1206	1213		1236	1243		1306	1313		
Walton-on-Thames	d	0939	0947			1010	1017		1040	1047			1110	1117		1140	1147			1210	1217		1240	1247		1310	1317		
Hersham	d		0949				1019			1049				1119			1149				1219			1249			1319		
Esher	d		0952				1022			1052				1122			1152				1222			1252			1322		
Surbiton	a	0945	0956		1007	1016	1026	1037	1046	1056		1107	1116	1126	1137	1146	1156		1207	1216	1226	1237	1246	1256		1307	1316	1326	1337
Wimbledon	a		1004				1034			1104				1134			1204				1234			1304			1334		
Earlsfield	a		1008				1038			1108				1138			1208				1238			1308			1338		
Clapham Junction	a		1012		1019	1027	1042	1049		1112		1119	1127	1142	1149		1212		1219	1227	1242	1249		1312		1319	1327	1342	1349
Vauxhall	a		1017				1047			1117				1147			1217				1247			1317			1347		
London Waterloo	a	1001	1022	1003	1028	1039	1052	1058	1104	1122	1106	1128	1139	1152	1158	1204	1222	1209	1228	1236	1252	1258	1302	1322	1306	1328	1336	1352	1358

Late night and weekend trains may be altered due to engineering works.

Please check at southwesternrailway.com before travelling.

For guide to notes and symbols see end of timetable.

SATURDAY

Basingstoke and Alton to Woking and London Waterloo (Suburban Services)

Notes																													
Basingstoke	d	1254		1312		1324			1354		1415		1424			1454		1512		1524			1554		1612		1624		
Hook	d	1301				1331			1401				1431			1501				1531			1601			1631			
Winchfield	d	1305				1335			1405				1435			1505				1535			1605			1635			
Fleet	d	1310		1323		1340			1410		1426		1440			1510		1523		1540			1610		1623	1640			
Farnborough	d	1316		1329		1346			1416		1431		1446			1516		1529		1546			1616		1629	1646			
Alton	d				1315				1344				1415			1444			1515			1544			1615		1644		
Bentley	d					1351			1356				1451			1456				1551			1651			1656			
Farnham	a				1325				1356			1425				1456		1525		1556			1625			1656			
Farnham	d				1328				1358			1428				1458		1528		1558			1628			1658			
Aldershot	d				1334				1404			1434				1504			1534			1604			1634	1704			
Ash Vale	d				1339				1409			1439				1509			1539			1609			1639	1709			
Brookwood	d	1323			1346	1353		1416	1423			1446	1453		1516	1523			1546	1553		1616	1623		1646	1653	1716		
Guildford	d		1319k				1349k	1400k		1419k				1449k	1500k		1519k			1549k	1600k		1619k			1649k	1700k		
Worplesdon	d						1406k							1449k	1506k		1519k			1549k	1606k		1619k			1649k	1706k		
Woking	a	1328		1338	1351	1358		1421	1428		1441	1451	1458		1521	1528		1538	1551	1558		1621	1628		1638	1651	1658	1721	
Woking	d	1329	1333	1339	1352	1359	1403	1422	1429	1433	1442	1452	1459	1504	1522	1529	1533	1539	1552	1559	1603	1622	1629	1633	1639	1652	1659	1703	1722
West Byfleet	d		1337		1357		1407	1427		1437		1457		1508	1527		1537		1557		1607	1627		1637		1657	1707	1727	
Byfleet & New Haw	d		1340				1410			1440				1511			1540				1610			1640			1710		
Weybridge	d	1336	1343		1406	1413		1436	1443		1506	1514		1535	1543		1606	1613		1636	1643			1706	1713				
Walton-on-Thames	d	1340	1347		1410	1417		1440	1447		1510	1518		1539	1547		1610	1617		1640	1647			1710	1717				
Hersham	d		1349			1419			1449			1520			1549			1619			1649			1719		1719			
Esher	d		1352			1422			1452			1523			1552			1622			1652			1722		1722			
Surbiton	a	1346	1356		1407	1416	1426	1437	1446	1456		1507	1516	1527	1537	1545	1556		1607	1616	1626	1637	1646	1656		1707	1716	1726	1737
Wimbledon	a		1404			1434			1504			1535			1604		1634			1704			1734			1734			
Earlsfield	a		1408			1438			1508			1539			1608		1638			1708			1738			1738			
Clapham Junction	a		1412		1419	1427	1442	1449		1512	1519	1527	1542	1549		1612	1619	1627	1642	1649			1712		1719	1727	1742	1749	
Vauxhall	a		1417			1447			1517			1547			1617		1647			1717			1747			1747			
London Waterloo	a	1402	1422	1404	1428	1436	1452	1458	1504	1522	1506	1528	1536	1552	1558	1602	1622	1604	1628	1636	1652	1658	1702	1722	1704	1728	1736	1752	1758

Late night and weekend trains may be altered due to engineering works.

Please check at southwesternrailway.com before travelling.

For guide to notes and symbols see end of timetable.

SATURDAY

Basingstoke and Alton to Woking and London Waterloo (Suburban Services)

Notes																														
Basingstoke	d	1654		1712		1725			1754		1812		1824			1854		1912		1924			1954		2014		2024			
Hook	d	1701				1732			1801				1831			1901				1931			2001			2031				
Winchfield	d	1705				1736			1805				1835			1905				1935			2005			2035				
Fleet	d	1710		1723		1741			1810		1823		1840			1910		1923		1940			2010		2025	2040				
Farnborough	d	1716		1729		1747			1816		1829		1846			1916		1929		1946			2016		2031	2046				
Alton	d				1715				1744				1815						1915						2015		2044			
Bentley	d								1751											1951							2051			
Farnham	a				1725				1756				1825						1925							2025	2056			
Farnham	d				1728				1758				1828						1928							2028	2058			
Aldershot	d				1734				1804				1834						1934							2034	2104			
Ash Vale	d				1739				1809				1839						1939							2039	2109			
Brookwood	d	1723			1746	1754		1816	1823			1846	1853		1916	1923			1946	1953			2016	2023		2046	2053		2116	
Guildford	d		1719k				1749k	1800k		1819k				1849k	1900k		1919k				1949k	2000k		2019k				2049k	2100k	
Worplesdon	d							1806k							1906k							2006k						2106k		
Woking	a	1728		1738	1751	1759		1821	1828		1838	1851	1858		1921	1928		1938	1951	1958			2021	2028		2040	2051	2058		2121
Woking	d	1729	1733	1739	1752	1800	1803	1822	1829	1833	1839	1852	1859	1903	1922	1929	1933	1939	1952	1959	2003	2022	2029	2033	2041	2052	2059	2103	2122	
West Byfleet	d		1737		1757		1807	1827		1837		1857		1907	1927		1937		1957		2007	2027		2037		2057		2107	2127	
Byfleet & New Haw	d		1740				1810			1840				1910			1940				2010			2040				2110		
Weybridge	d	1736	1743			1806	1813		1836	1843			1906	1913			1943			2006	2013		2036	2043			2106	2113		
Walton-on-Thames	d	1740	1747			1810	1817		1840	1847			1910	1917		1940	1947			2010	2017		2040	2047			2110	2117		
Hersham	d		1749				1819			1849				1919			1949				2019			2049				2119		
Esher	d		1752				1822			1852				1922			1952				2022			2052				2122		
Surbiton	a	1746	1756		1807	1816	1826	1837	1846	1856		1907	1916	1926	1937	1946	1956		2007	2016	2026	2037	2046	2057		2107	2116	2126	2137	
Wimbledon	a		1804				1834			1904				1934			2004				2034			2105				2134		
Earlsfield	a		1808				1838			1908				1938			2008				2038			2109				2138		
Clapham Junction	a		1812		1819	1827	1842	1849		1912		1919	1927	1942	1949		2012		2019	2027	2042	2049		2112		2119	2127	2142	2149	
Vauxhall	a		1817				1847			1917				1947			2017				2047			2117				2147		
London Waterloo	a	1802	1822	1804	1828	1836	1852	1858	1902	1922	1904	1928	1936	1952	1958	2002	2022	2004	2028	2036	2052	2058	2106	2122	2109	2128	2136	2152	2158	

Late night and weekend trains may be altered due to engineering works.

Please check at southwesternrailway.com before travelling.

For guide to notes and symbols see end of timetable.

SUNDAY

Basingstoke and Alton to Woking and London Waterloo (Suburban Services)

Notes				B	□	□			B	□	□		□		B	□	□			B	□	□			B	□	□								
Basingstoke	d				0716					0816			0902			0916					1016							1116							
Hook	d				0723					0823						0923					1023							1123							
Winchfield	d				0727					0827						0927					1027							1127							
Fleet	d				0732					0832			0913			0932					1032							1132							
Farnborough	d				0738					0838			0919			0938					1038							1138							
Alton	d															0915												1015							
Bentley	d															0922												1022							
Farnham	a															0927												1027							
Farnham	d					0730										0930												1030							
Aldershot	d					0736										0936												1036							
Ash Vale	d					0741										0941												1041							
Brookwood	d				0745	0748				0845	0848					0945	0948											1045	1048					1145	1148
Guildford	d		0657	0724				0757	0824	0835k			0857			0924	0935k				0957	1024	1035k				1057	1124	1135k					1157	
Worplesdon	d			0730					0830							0930												1030							
Woking	a		0705	0734		0750	0754	0805	0834		0850	0854	0906	0928	0934		0950	0954	1005	1034					1050	1054	1105	1134				1150	1154	1205	
Woking	d	0636	0706	0736	0751	0758		0806	0836	0852	0858		0907	0931	0936	0952	0958		1006	1036	1052	1058			1106	1136	1152	1158					1206		
West Byfleet	d	0640	0710	0740	0755			0810	0840	0856				0911		0940		0956			1010		1040	1056					1110	1140	1156				
Byfleet & New Haw	d	0643	0713	0743	0758a			0813	0843	0859a			0914		0943	0959a			1013	1043	1059a				1113	1143	1159a					1213			
Weybridge	d	0646	0716	0746				0816	0846				0917		0946				1016	1046					1116	1146						1216			
Walton-on-Thames	d	0650	0720	0750				0820	0850				0921		0950				1020	1050					1120	1150						1220			
Hersham	d	0652	0722	0752				0822	0852				0923		0952				1022	1052					1122	1152						1222			
Esher	d	0655	0725	0755				0825	0855				0926		0955				1025	1055					1125	1155						1225			
Surbiton	a	0659	0729	0759		0809	0829	0859			0909	0930			0959			1009	1029	1059				1109	1129	1159					1209	1229			
Wimbledon	a	0707	0737	0807		0817	0837	0907			0919	0938			1007			1017	1037	1107				1117	1137	1207					1217	1237			
Earlsfield	a	0711	0741	0811			0841	0911				0942			1011			1041	1111					1141	1211						1241				
Clapham Junction	a	0715	0745	0815		0825	0845	0915			0925	0959	1014				1025	1048	1114				1125	1148	1214					1223	1245				
Vauxhall	a	0720	0750	0820			0850	0920				0950	1019					1053	1120					1153	1220					1250					
London Waterloo	a	0725	0755	0825		0834	0855	0925			0937	0955	1009	1024			1036	1058	1125				1136	1158	1225					1234	1257				

Late night and weekend trains may be altered due to engineering works.
Please check at southwesternrailway.com before travelling.

For guide to notes and symbols see end of timetable.

SUNDAY

Basingstoke and Alton to Woking and London Waterloo (Suburban Services)

Notes		B	□	□		B	□	□		□	□		B	□	□		□	□		B	□	□		□	□	□					
Basingstoke	d			1216						1316																					
Hook	d			1223						1323																					
Winchfield	d			1227						1327																					
Fleet	d			1232						1332																					
Farnborough	d			1238						1338																					
Alton	d																														
Bentley	d																														
Farnham	a																														
Farnham	d																														
Aldershot	d																														
Ash Vale	d																														
Brookwood	d			1245	1248					1345	1348																				
Guildford	d	1224	1235k			1257	1324	1335k					1357	1405k																	
Worplesdon	d	1230					1330							1430	1435k																
Woking	a	1234		1250	1254	1305	1334			1350	1354	1405	1420	1424	1434																
Woking	d	1236	1252	1258		1306	1336	1352	1358		1406	1428		1436	1452	1458		1506	1528		1536	1552	1558		1606	1609	1628		1636		
West Byfleet	d	1240	1256			1310	1340	1356			1410			1440	1456			1510			1540	1556			1610				1640		
Byfleet & New Haw	d	1243	1259a			1313	1343	1359a			1413			1443	1459aa			1513			1543	1559a			1613				1643		
Weybridge	d	1246				1316	1346				1416		1434	1446				1516		1534	1546				1616			1634	1646		
Walton-on-Thames	d	1250				1320	1350				1420		1438	1450				1520		1538	1550				1620			1638	1650		
Hersham	d	1252				1322	1352				1422			1452				1522			1552				1622				1652		
Esher	d	1255				1325	1355				1425			1455				1525			1555				1625				1655		
Surbiton	a	1259		1309	1329	1359				1409	1429			1445	1459			1509	1529		1545	1559			1609	1629			1645	1659	
Wimbledon	a	1307		1317	1337	1407				1417	1437			1452	1507			1517	1537		1552	1607			1617	1637			1652	1707	
Earlsfield	a	1311			1341	1411					1441			1511				1541			1611				1641				1711		
Clapham Junction	a	1314		1323	1345	1415				1423	1445		1458	1515			1523	1545		1558	1615			1623	1645	1628		1658	1715		
Vauxhall	a	1320			1350	1420					1450			1520				1550			1620				1650				1720		
London Waterloo	a	1325		1334	1355	1425				1434	1455			1509	1525			1534	1555		1609	1625			1634	1655	1639		1709	1725	

Late night and weekend trains may be altered due to engineering works.
Please check at southwesternrailway.com before travelling.

For guide to notes and symbols see end of timetable.

SUNDAY

Basingstoke and Alton to Woking and London Waterloo (Suburban Services)

Notes	B	□	□	□	□	□	□	B	□	□	□	□	□	□	B	□	□	□	□	□	□	B	□	□	□					
Basingstoke	d		1616			1644	1650			1716			1744	1750			1816			1844	1850			1916						
Hook	d		1623							1723							1823							1923						
Winchfield	d		1627							1727							1827							1927						
Fleet	d		1632				1702			1732				1802			1832				1902			1932						
Farnborough	d		1638			1658	1708			1738			1758	1808			1838			1858	1908			1938						
Alton	d			1615						1715				1745			1815							1845		1915				
Bentley	d			1622						1722							1822								1922					
Farnham	a			1627						1727				1755			1827							1855		1927				
Farnham	d			1630						1730				1800			1830							1900		1930				
Aldershot	d			1636						1736				1806			1836							1906		1936				
Ash Vale	d			1641						1741				1811			1841							1911		1941				
Brookwood	d		1645	1648			1715	1718			1745	1748				1815	1818				1845	1848			1915	1918			1945	1948
Guildford	d	1635k				1657			1705k	1724	1735k			1757			1805k	1824	1835k		1857			1905k	1924	1935k			1957	
Worplesdon	d									1730							1830							1930						
Woking	a		1650	1654	1705	1708	1720	1724	1734		1750	1754	1805	1808	1820	1824	1834		1850	1854	1905	1908	1920	1924	1934		1950	1954	2005	
Woking	d	1652	1658		1706	1709	1728		1736	1752	1758		1806	1809	1828		1836	1852	1858		1906	1909	1928		1936	1952	1958		2006	
West Byfleet	d	1656			1710				1740	1756			1810				1840	1856			1910				1940	1956			2010	
Byfleet & New Haw	d	1659a			1713				1743	1759a			1813				1843	1859a			1913				1943	1959a			2013	
Weybridge	d				1716		1734		1746				1816		1834	1846					1916			1934	1946				2016	
Walton-on-Thames	d				1720		1738		1750				1820		1838	1850					1920			1938	1950				2020	
Hersham	d				1722				1752				1822			1852					1922				1952				2022	
Esher	d				1725				1755				1825			1855					1925				1955				2025	
Surbiton	a		1709	1729			1745	1759			1809	1829			1845	1859			1909	1929			1945	1959			2009	2029		
Wimbledon	a		1717	1737			1752	1807			1817	1837			1853	1907			1917	1937			1953	2007			2017	2037		
Earlsfield	a			1741				1811				1841			1911					1941				2011				2041		
Clapham Junction	a		1723	1745	1728	1758	1815			1823	1845	1829			1859				1923	1945	1928		1959	2015			2023	2045		
Vauxhall	a			1750				1820				1850			1920					1950				2020				2050		
London Waterloo	a		1734	1755	1739	1809	1825			1834	1855	1839			1910	1925			1934	1955	1939		2010	2025			2034	2055		

Late night and weekend trains may be altered due to engineering works.
Please check at southwesternrailway.com before travelling.

For guide to notes and symbols see end of timetable.

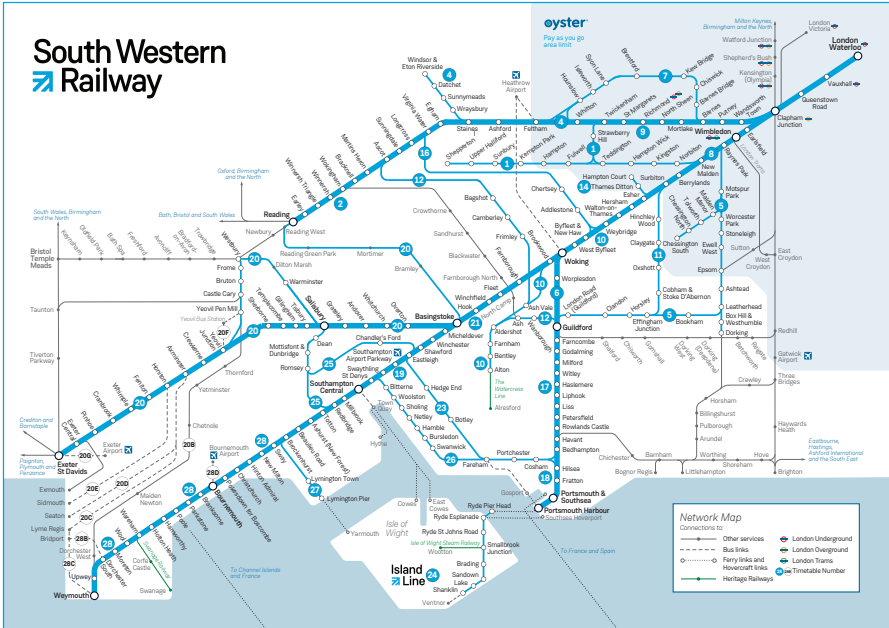
SUNDAY
Basingstoke and Alton to Woking and London Waterloo (Suburban Services)

Notes		B	B	B		B	B	B	B	B		B	B		B	B		B	B		B	B	B	B					
Basingstoke	d	1944	1950			2016			2044	2050			2116			2144	2150			2216			2244		2316				
Hook	d					2023							2123							2223					2323				
Winchfield	d					2027							2127							2227					2327				
Fleet	d		2002			2032				2102			2132				2202			2232					2332				
Farnborough	d	1958	2008			2038			2058	2108			2138			2158	2208			2238			2258		2338				
Alton	d			1945				2015					2115							2215				2245		2315			
Bentley	d							2022					2122							2222					2322				
Farnham	a			1955				2027					2127							2227					2327				
Farnham	d			2000				2030					2130							2230					2332				
Aldershot	d			2006				2036					2136							2236					2339				
Ash Vale	d			2011				2041					2141							2241					2343				
Brookwood	d		2015	2018			2045	2048			2115	2118			2145	2148			2215	2218			2245	2248		2318	2345	2350	
Guildford	d			2005k	2024	2035k			2057			2106k	2125	2135k			2157			2205k	2224	2235k			2257		2305k		
Worplesdon	d				2030								2131							2230									
Woking	a	2008	2020	2024	2034		2050	2054	2105	2108	2120	2124	2135		2150	2154	2205	2208	2220	2224	2234		2250	2254	2305	2308	2324	2350	2356
Woking	d	2009	2028		2036	2052	2058		2106	2109	2128		2136	2152	2158		2206	2209	2228		2236	2252		2258	2306	2309	2328		
West Byfleet	d				2040	2056			2110				2140	2156			2210			2240	2256				2310				
Byfleet & New Haw	d				2043	2059a			2113				2143	2159a			2213			2243	2259a				2313				
Weybridge	d		2034		2046				2116		2134		2146				2216		2234	2246					2316		2334		
Walton-on-Thames	d		2038		2050				2120		2138		2150				2220		2238	2250					2320		2338		
Hersham	d				2052				2122				2152				2222			2252					2322				
Esher	d				2055				2125				2155				2225			2255					2325				
Surbiton	a		2045	2059		2109		2129			2145	2159		2209	2229		2245	2259		2309	2329				2345				
Wimbledon	a		2053	2107		2117		2137			2153	2207		2217	2237		2253	2307		2317	2337				2353				
Earlsfield	a			2111				2141				2211			2241			2311			2341								
Clapham Junction	a	2028	2059	2115		2123		2145	2128		2159	2215		2223	2245	2228	2259		2315	2323	2345	2328		0001					
Vauxhall	a			2120				2150				2220			2250			2320			2351								
London Waterloo	a	2039	2110	2125		2134		2155	2139		2210	2225		2234	2255	2237	2311	2325		2334	2356	2339		0011					

Late night and weekend trains may be altered due to engineering works.
Please check at southwesternrailway.com before travelling.

For guide to notes and symbols see end of timetable.

South Western Railway



Changing trains

Most journeys shown in this timetable are direct trains, shown in **bold type**. However, you may be able to make other journeys or reach your destination more quickly by changing trains. To help you find these alternative trains, we show them in *light italic type*. A letter against the time will show where you need to change trains – please check the ‘Notes’ section for an explanation of these letters.

Please allow plenty of time to change trains. At most stations you will need to allow at least five minutes. You will need longer at some stations, and this is shown in the ‘Station information’ table in this timetable. For example ⑩ means you should allow 10 minutes to change trains at this station.

MONDAY TO FRIDAY
London Waterloo and Woking to Alton and Basingstoke (Suburban Services)

Notes																														
London Waterloo	d	0508	0530		0520			0550		0620	0642	0653	0650	0712	0720	0717	0742	0753	0808	0750	0812	0824	0820	0842	0853	0909	0850	0912	0924	
Vauxhall	d	0512			0524			0554		0624			0654			0721				0754		0824	0824			0909	0854			
Clapham Junction	d	0517	0537u		0529			0559		0629	0649u	0700u	0659	0720u	0727u	0726			0801u		0759	0819u		0829		0900u		0859	0919u	0931u
Earlsfield	d				0532			0602		0632			0702			0729				0802			0832				0902			
Wimbledon	d	0523	0543		0536			0606		0636			0706			0733				0806			0836				0906			
Surbiton	d	0531			0544			0614		0644	0700	0711	0714	0730	0738	0741	0759	0811		0814	0830	0841	0844	0900	0911		0914	0930	0942	
Esher	d				0548			0618		0648			0718			0746				0818			0848				0918			
Hersham	d				0551			0621		0651			0721			0749				0821			0851				0921			
Walton-on-Thames	d	0538			0554			0624		0654	0707		0724	0737		0752	0806			0823	0837		0854	0907		0924	0937			
Weybridge	d	0542			0557			0627		0657	0711		0727	0741		0757	0810			0827	0841		0857	0911		0927	0941			
Byfleet & New Haw	d				0600			0630		0700			0730			0800				0829			0900			0930				
West Byfleet	d	0546			0603			0633		0703		0721	0733		0751	0803		0821		0832		0851	0903		0921		0933		0952	
Woking	a	0550	0559		0608			0638		0708	0718	0726	0737	0748	0759	0808	0817	0829	0833	0837	0848	0859	0908	0918	0929	0933	0938	0948	0959	
Woking	d	0552	0601	0602		0620	0630		0657		0720	0730	0739	0750	0800		0819	0830	0834	0838	0849	0900		0919	0930	0934		0949	1000	
Worplesdon	a				0622k			0648k		0718k			0748k			0818k							0918k		0930	0934		0949	1000	
Guildford	a	0559			0627k			0654k		0724k	0732k		0747	0802k		0824k	0833k			0850	0903k		0924k	0934k			1002k			
Brookwood	d			0608		0626	0636		0706		0726	0736		0756	0806		0825	0836			0855	0906		0925	0936		0955	1006		
Ash Vale	d			0616		0645		0717		0744			0814			0844				0914			0944					1014		
Aldershot	d			0621		0651		0723		0750			0820			0850				0920			0950					1020		
Farnham	a			0626		0656		0728		0755			0825			0855				0925			0955					1025		
Farnham	d			0627		0657		0729		0756			0826			0856				0926			0956					1026		
Bentley	d			0633		0703		0735		0802			0832			0902							1002					1037		
Alton	a			0640		0710		0742		0809			0839			0909				0937			1009					1037		
Farnborough	d				0634					0734			0804			0833		0844		0903			0933		0944		1003			
Fleet	d				0639					0739			0809			0838		0850		0908			0938		0950		1008			
Winchfield	d				0645					0745			0815			0844				0914			0944				1014			
Hook	d				0649					0749			0819			0848				0918			0948				1018			
Basingstoke	a		0620		0658					0758			0826			0858		0902		0928			0958		1002		1028			

Late night and weekend trains may be altered due to engineering works.
Please check at southwesternrailway.com before travelling.

For guide to notes and symbols see end of timetable.

MONDAY TO FRIDAY
London Waterloo and Woking to Alton and Basingstoke (Suburban Services)

	<i>Notes</i>		□	□	□		□	□		□	□		□	□		□	□		□	□		□	□		□	□				
London Waterloo	d	0920	0942	0953	1009	0950	1012	1023	1020	1042	1053	1109	1050	1112	1123	1120	1142	1153	1209	1150	1212	1223	1220	1242	1253	1309	1250	1312	1323	
Vauxhall	d	0924				0954			1024				1054	0954	1124				1154			1224				1254				
Clapham Junction	d	0929		1000u		0959	1019u	1030u	1029		1100u		1059	1119u	1130u	1129		1200u		1159	1219u	1230u	1229		1300u		1259	1319u	1330u	
Earlsfield	d	0932				1002			1032				1102		1132				1202			1232				1302				
Wimbledon	d	0936				1006			1036				1106		1136				1206			1236				1306				
Surbiton	d	0944	1000	1011		1014	1030	1041	1044	1100	1111		1114	1130	1141	1144	1201	1211		1214	1230	1241	1244	1300	1311		1314	1330	1341	
Esher	d	0948				1018			1048				1118		1148				1218			1248				1318				
Hersham	d	0951				1021			1051				1121		1151				1221			1251				1321				
Walton-on-Thames	d	0954	1007			1024	1037		1054	1107			1124	1137		1154	1208		1224	1237		1254	1307			1324	1337			
Weybridge	d	0957	1011			1027	1041		1057	1111			1127	1141		1157	1212		1227	1241		1257	1311			1327	1341			
Byfleet & New Haw	d	1000				1030			1100				1130		1200				1230			1300				1330				
West Byfleet	d	1003		1021		1033		1051	1103		1121		1133		1151	1203		1221		1233		1251	1303		1321		1333		1351	
Woking	a	1008	1018	1029	1033	1038	1048	1059	1108	1119	1129	1133	1138	1148	1159	1208	1218	1229	1233	1238	1248	1259	1308	1318	1329	1333	1338	1348	1359	
Woking	d		1019	1030	1034		1049	1100		1120	1130	1134		1149	1200		1219	1230	1234		1249	1300		1319	1330	1334		1349	1400	
Worplesdon	a	1018k							1118k						1218k							1318k								
Guildford	a	1024k	1032k				1102k		1124k	1132k				1202k		1224k	1232k				1302k		1324k	1332k				1402k		
Brookwood	d		1025	1036			1055	1106		1126	1136			1155	1206		1225	1236			1255	1306		1325	1336		1355	1406		
Ash Vale	d			1044				1114			1144			1214			1244				1314			1344					1414	
Aldershot	d			1050				1120			1150			1220			1250				1320			1350				1420		
Farnham	a			1055				1125			1155			1225			1255				1325			1355				1425		
Farnham	d			1056				1126			1156			1226			1256				1326			1356				1426		
Bentley	d			1102							1202						1302							1402						
Alton	a			1109				1137			1209						1309				1337			1409				1437		
Farnborough	d		1033		1044		1103			1134		1144		1203			1233		1244		1303			1333		1344		1403		
Fleet	d		1038		1050		1108			1139		1150		1208			1238		1250		1308			1338		1350		1408		
Winchfield	d		1044				1114			1145				1214			1244				1314			1344				1414		
Hook	d		1048				1118			1149				1218			1248				1318			1348				1418		
Basingstoke	a		1058		1102		1128			1158		1202		1228			1258		1302		1328			1358		1402		1428		

Late night and weekend trains may be altered due to engineering works.
Please check at southwesternrailway.com before travelling.

For guide to notes and symbols see end of timetable.

MONDAY TO FRIDAY
London Waterloo and Woking to Alton and Basingstoke (Suburban Services)

Notes																					★	★	★	★	★	★	★			
London Waterloo	d	1320	1342	1353	1409	1350	1412	1423	1420	1442	1453	1509	1450	1512	1523	1520	1542	1553	1609	1550	1612	1625	1620	1642	1655	1709	1650	1720	1702	
Vauxhall	d	1324				1354			1424				1454			1524				1554			1624				1654			
Clapham Junction	d	1329		1400u		1359	1419u	1430u	1429		1500u		1459	1519u	1531u	1529		1600u		1559	1619u		1629		1702u		1659			
Earlsfield	d	1332				1402			1432				1502			1532				1602			1632				1702			
Wimbledon	d	1336				1406			1436				1506			1536				1606			1636				1706			
Surbiton	d	1344	1400	1411		1414	1430	1441	1444	1500	1511		1514	1530	1541	1544	1600	1611		1614	1630	1641	1644	1700			1714		1718	
Esher	d	1348				1418			1448				1518			1548				1619			1649				1719		1722	
Hersham	d	1351				1421			1451				1521			1551				1622			1652				1722		1726	
Walton-on-Thames	d	1354	1407			1424	1437		1454	1507			1524	1537		1554	1607			1625	1637		1655	1707			1725		1729	
Weybridge	d	1357	1411			1427	1441		1457	1511			1527	1541		1557	1611			1629	1641		1658	1711			1729		1733	
Byfleet & New Haw	d	1400				1430			1500				1530			1600				1632			1701				1732		1736	
West Byfleet	d	1403		1421		1433		1451	1503		1521		1533		1551	1603		1621		1635		1651	1704		1721		1735		1740	
Woking	a	1408	1421	1429	1433	1438	1448	1459	1508	1518	1529	1533	1538	1548	1559	1608	1617	1629	1633	1640	1651	1655	1711	1720	1729	1732	1742	1744	1748	
Woking	d		1422	1430	1434		1449	1500		1519	1530	1534		1549	1600		1618	1630	1634		1652	1659		1721	1730	1734		1745	1749	
Worplesdon	a	1420k							1518k							1618k						1718k								
Guildford	a	1425k					1502k		1524k	1532k					1603k		1623k	1633k			1702k			1724k		1733k				1759
Brookwood	d		1428	1436			1455	1506		1525	1536			1555	1606		1625	1636			1657	1705		1727	1736				1751	
Ash Vale	d			1444				1514							1614			1644				1713				1744				
Aldershot	d			1450				1520							1620			1650				1720				1750				
Farnham	a			1455				1525							1625			1655				1725				1755				
Farnham	d			1456				1526							1626			1656				1726				1756				
Bentley	d			1502											1602			1702				1732				1802				
Alton	a			1509				1537							1609			1709				1741				1811				
Farnborough	d		1435		1444		1503			1533		1544		1603			1633		1644		1705			1734		1744		1758		
Fleet	d		1441		1450		1508			1538		1550		1608			1638		1650		1710			1740		1750		1804		
Winchfield	d		1446				1514			1544				1614			1644				1716			1745				1809		
Hook	d		1451				1518			1548				1618			1648				1720			1750				1814		
Basingstoke	a		1458		1502		1528			1558		1602		1626			1658		1702		1728			1800		1802		1821		

Late night and weekend trains may be altered due to engineering works.
Please check at southwesternrailway.com before travelling.

★ Passengers travelling with cycles may not join or leave services at stations with train times shown in blue.
For guide to notes and symbols see end of timetable.

MONDAY TO FRIDAY
London Waterloo and Woking to Alton and Basingstoke (Suburban Services)

Notes													FO	FX	FO	FO	B	SO	SX	SX	SO	SO	SO	SO									
London Waterloo	d	2142	2208	2150	2223	2220	2242	2253	2250	2312	2323	2335	2320	2342	2348	2356	2350		0014	0009	0033	0020	0040	0037	0105								
Vauxhall	d			2154		2224			2254			2324				2354			0013	0037	0024	0044	0041	0109									
Clapham Junction	d	2149u	2215u	2159	2230u	2229	2249u	2300u	2259	2319u	2330u	2344u	2329	2350u	2355u	0003u	2359		0021u	0018	0044	0031	0049	0046	0115								
Earlsfield	d			2202		2232			2302			2332				0002			0021		0034												
Wimbledon	d			2206		2236			2306			2336				0006			0025		0038			0056									
Surbiton	d	2200		2214	2241	2244	2300	2311	2314	2338	2341		2344	0001	0006	0014	0016		0033	0033		0046											
Esher	d			2218		2248			2318				2348				0020			0037s		0050s											
Hersham	d			2221		2251			2321				2351				0023			0040s		0053s											
Walton-on-Thames	d	2207		2224		2254	2307		2324	2345		2354	0008	0013		0026		0040	0043s		0055s												
Weybridge	d	2211		2227		2257	2311		2327	2349		2357	0012	0019		0029		0044	0046s		0059s												
Byfleet & New Haw	d			2230		2300			2330			2359				0032	0038		0049s		0102s												
West Byfleet	d			2233	2251	2303		2321	2333		2356	0003		0023	0024	0035	0041		0052s		0105s			0119s									
Woking	a	2218	2234	2238	2259	2308	2318	2329	2338	2355	0001	0003	0010	0019	0028	0028	0040	0047	0051	0058	0104	0110	0115	0124	0141								
Woking	d	2219	2235		2300		2319	2332		2358	0004	0004		0020	0029	0030		0053		0106		0116		0142									
Worplesdon	a						2333k																										
Guildford	a	2233k		2304k			2338k			0008k											0114		0124										
Brookwood	d	2225			2306		2325	2337		0003	0009			0026	0035	0036		0059															
Ash Vale	d				2314			2345			0017					0044																	
Aldershot	d				2320			2350			0022					0049																	
Farnham	a				2325			2356			0028					0054																	
Farnham	d				2326			2356			0028					0055																	
Bentley	d				2332			0003			0035					0102																	
Alton	a				2339			0010			0042					0109																	
Farnborough	d	2233	2245				2333			0011		0015		0034	0042			0107							0151s								
Fleet	d	2238	2251				2338			0016		0020		0039	0048			0112							0157s								
Winchfield	d	2244					2344			0022				0044s	0053s			0117s															
Hook	d	2248					2348			0026				0049s	0058s			0122s															
Basingstoke	a	2258	2303				2357			0035		0034		0058	0107			0131							0209								

Late night and weekend trains may be altered due to engineering works.
Please check at southwesternrailway.com before travelling.

For guide to all other notes and symbols see end of timetable.

SATURDAY

London Waterloo and Woking to Alton and Basingstoke (Suburban Services)

Notes																													
London Waterloo	d		0530	0520			0550		0603	0642		0650	0712	0723	0720	0742	0754	0809	0750	0812	0824	0820	0842	0854	0909	0850	0912	0924	0920
Vauxhall	d			0524			0554		0607			0654			0724				0754			0824				0854		0924	
Clapham Junction	d		0537u	0529			0559		0612	0649u		0659	0720u	0731u	0729		0801u		0759	0819u	0831u	0829		0901u		0859	0919u	0931u	0929
Earlsfield	d			0532			0602		0615			0702			0732				0802			0832				0902		0932	
Wimbledon	d		0543	0536			0606		0619			0706			0736				0806			0836				0906		0936	
Surbiton	d		0551	0544			0614		0634	0700		0714	0730	0742	0744	0800	0812		0814	0830	0842	0844	0900	0912		0914	0930	0942	0944
Esher	d			0548			0618		0638			0718			0748				0818			0848				0918			0948
Hersham	d			0551			0621		0641			0721			0751				0821			0851				0921			0951
Walton-on-Thames	d			0554			0624		0644	0707		0724	0737		0754	0807			0824	0837		0854	0907			0924	0937		0954
Weybridge	d			0557			0627		0648	0711		0727	0741		0757	0811			0827	0841		0857	0911			0927	0941		0957
Byfleet & New Haw	d			0600			0630		0650			0730			0800				0830			0900				0930			1000
West Byfleet	d			0603			0633		0653			0733		0752	0803		0822		0833		0852	0903		0922		0933		0952	1003
Woking	a		0602	0608			0637		0658	0718		0738	0748	0759	0808	0818	0829	0833	0838	0848	0859	0908	0918	0929	0933	0938	0948	0959	1009
Woking	d	0601	0603		0620	0630	0638	0657		0719	0730		0749	0800		0819	0830	0834		0849	0900		0919	0930	0934		0949	1000	
Worplesdon	a			0618k					0717k						0818k							0918k						1018k	
Guildford	a			0623k			0646		0723k			0802k			0823k	0832k				0902k		0923k	0932k				1002k	1024k	
Brookwood	d	0607			0626	0636		0703		0725	0736		0755	0806		0825	0836			0855	0906		0925	0936			0955	1006	
Ash Vale	d	0615				0644		0711			0744			0814			0844				0914							1014	
Aldershot	d	0620				0650		0720			0750			0820			0850				0920							1020	
Farnham	a	0626				0655		0725			0755			0825			0855				0925							1025	
Farnham	d	0626				0656		0726			0756			0826			0856				0926							1026	
Bentley	d	0633				0702		0732			0802			0832			0902											1002	
Alton	a	0640				0709		0739			0809			0839			0909				0937							1037	
Farnborough	d				0634					0733			0803			0833		0844			0903			0933		0944		1003	
Fleet	d				0639					0738			0808			0838		0850			0908			0938		0950		1008	
Winchfield	d				0645					0744			0814			0844				0914			0944				1014		
Hook	d				0649					0748			0818			0848				0918			0948				1018		
Basingstoke	a		0622		0658					0758			0828			0858		0902			0928			0958		1002		1028	

Late night and weekend trains may be altered due to engineering works.
Please check at southwesternrailway.com before travelling.

For guide to notes and symbols see end of timetable.

SATURDAY

London Waterloo and Woking to Alton and Basingstoke (Suburban Services)

Notes																													
London Waterloo	d	0942	0954	1009	0950	1012	1024	1020	1042	1054	1109	1050	1112	1124	1120	1142	1154	1209	1150	1212	1224	1220	1242	1254	1309	1250	1312	1324	1320
Vauxhall	d				0954		1024					1054		1124		1124		1154		1224		1224		1254		1254		1324	1324
Clapham Junction	d		1001u		0959	1019u	1031u	1029		1101u		1059	1119u	1132u	1129		1201u		1159	1219u	1232u	1229		1301u		1259	1319u	1331u	1329
Earlsfield	d				1002			1032				1102			1132				1202			1232			1302			1332	1332
Wimbledon	d				1006			1036				1106			1136				1206			1236			1306			1336	1336
Surbiton	d	1000	1012		1014	1030	1042	1044	1100	1112		1114	1130	1142	1145	1201	1212		1214	1230	1242	1244	1300	1312		1314	1330	1342	1344
Esher	d				1018			1048				1118			1149				1218			1248			1318			1348	1348
Hersham	d				1021			1051				1121			1152				1221			1251			1321			1351	1351
Walton-on-Thames	d	1007			1024	1037		1054	1107			1124	1137		1154	1208			1224	1237		1254	1307		1324	1337		1354	1354
Weybridge	d	1011			1027	1041		1057	1111			1127	1141		1158	1212			1227	1241		1257	1311		1327	1341		1357	1357
Byfleet & New Haw	d				1030			1100				1130			1200				1230			1300			1330			1400	1400
West Byfleet	d		1022		1033		1052	1103		1122		1133		1152	1203		1222		1233		1252	1303		1322		1333		1352	1403
Woking	a	1018	1029	1033	1038	1048	1059	1108	1118	1129	1133	1138	1148	1159	1208	1219	1229	1233	1238	1248	1259	1308	1318	1329	1333	1338	1348	1359	1408
Woking	d	1019	1030	1034		1049	1100		1119	1130	1134		1149	1200		1220	1230	1234		1249	1300		1319	1330	1334		1349	1400	
Worplesdon	a							1118k							1218k							1319k						1418k	1418k
Guildford	a	1032k			1102k		1123k	1132k				1203k		1223k	1232k					1302k		1324k	1332k				1402k		1423k
Brookwood	d	1025	1036			1055	1106		1125	1136			1155	1206		1226	1236			1255	1306		1325	1336			1355	1406	
Ash Vale	d		1044				1114			1144				1214			1244				1314			1344				1414	
Aldershot	d		1050				1120			1150				1220			1251				1320			1350				1420	
Farnham	a		1055				1125			1155				1225			1256				1325			1355				1425	
Farnham	d		1056				1126			1156				1226			1257				1326			1356				1426	
Bentley	d		1102							1202							1303							1402				1437	
Alton	a		1109				1137			1209							1310				1337			1409				1437	
Farnborough	d	1033		1044		1103			1133		1144		1203			1234		1244		1303			1333		1344		1403		
Fleet	d	1038		1050		1108			1138		1150		1208			1239		1250		1308			1338		1350		1408		
Winchfield	d	1044				1114			1144				1214			1245				1314			1344				1414		
Hook	d	1048				1118			1148				1218			1249				1318			1348				1418		
Basingstoke	a	1058		1102		1128			1158		1202		1228			1258		1302		1328			1358		1402		1428		

Late night and weekend trains may be altered due to engineering works.
Please check at southwesternrailway.com before travelling.

For guide to notes and symbols see end of timetable.

SATURDAY

London Waterloo and Woking to Alton and Basingstoke (Suburban Services)

Notes																													
London Waterloo	d	1742	1754	1809	1750	1812	1824	1820	1842	1854	1909	1850	1912	1924	1920	1942	1954	2009	1950	2012	2024	2020	2042	2054	2109	2050	2112	2124	2120
Vauxhall	d				1754		1824	1824				1854		1924	1924				1954		2024	2024			2054	2112	2124	2124	
Clapham Junction	d		1801u		1759	1819u	1831u	1829		1901u		1859	1919u	1931u	1929		2001u		1959	2019u	2031u	2029		2101u	2059	2119u	2131u	2129	
Earlsfield	d				1802			1832				1902			1932				2002			2032			2102			2132	
Wimbledon	d				1806			1836				1906			1936				2006			2036			2106			2136	
Surbiton	d	1800	1812		1814	1830	1842	1844	1900	1912		1914	1930	1942	1944	2000	2012		2014	2030	2042	2044	2100	2112		2114	2130	2142	2144
Esher	d				1818			1848				1918			1948				2018			2048			2118			2148	
Hersham	d				1821			1851				1921			1951				2021			2051			2121			2151	
Walton-on-Thames	d	1807			1824	1837		1854	1907			1924	1937		1954	2007			2024	2037		2054	2107		2124	2137		2154	
Weybridge	d	1811			1827	1841		1857	1911			1927	1941		1957	2011			2027	2041		2057	2111		2127	2141		2157	
Byfleet & New Haw	d				1830			1900				1930			2000				2030			2100			2130			2200	
West Byfleet	d		1822		1833		1852	1903		1922		1933		1952	2003		2022		2033		2052	2103		2122	2133		2152	2203	
Woking	a	1818	1829	1833	1838	1848	1859	1908	1918	1929	1933	1938	1948	1959	2008	2018	2029	2033	2038	2048	2059	2108	2118	2129	2133	2138	2148	2158	2208
Woking	d	1819	1830	1834		1849	1900		1919	1930	1934		1949	2000		2019	2030	2034		2049	2100		2119	2130	2134		2149	2200	
Worplesdon	a						1918k								2018k							2118k						2218k	
Guildford	a	1832k				1902k		1923k	1932k				2002k		2023k	2032k					2102k		2123k	2132k			2202k		2223k
Brookwood	d	1825	1836			1855	1906		1925	1936			1955	2006		2025	2036			2055	2106		2125	2136		2155	2206		
Ash Vale	d		1844				1914							2014			2044				2114			2144				2214	
Aldershot	d		1850				1920							2020			2050				2120			2150				2220	
Farnham	a		1855				1925							2025			2055				2125			2155				2225	
Farnham	d		1856				1926							2026			2056				2126			2156				2226	
Bentley	d		1902				1932							2032			2102				2132			2202				2232	
Alton	a		1909				1939							2039			2109				2139			2209				2239	
Farnborough	d	1833		1844		1903			1933		1944		2003			2033		2044		2103			2133		2144		2203		
Fleet	d	1838		1850		1908			1938		1950		2008			2038		2050		2108			2138		2150		2208		
Winchfield	d	1844				1914			1944				2014			2044				2114			2144				2214		
Hook	d	1848				1918			1948				2018			2048				2118			2148				2218		
Basingstoke	a	1858		1902		1928			1958		2002		2028			2058		2102		2128			2158		2202		2226		

Late night and weekend trains may be altered due to engineering works.
Please check at southwesternrailway.com before travelling.

For guide to notes and symbols see end of timetable.

SATURDAY

London Waterloo and Woking to Alton and Basingstoke (Suburban Services)

Notes																				B									
London Waterloo	d	2142	2154	2209	2150	2212	2224	2220	2242	2254	2250	2312	2324	2335	2320	2342	2355	0010	2350			0014	0020	0040	0037	0105			
Vauxhall	d				2154		2224	2224			2254				2324				2354				0024	0045	0042	0109			
Clapham Junction	d		2201u		2159	2219u	2231u	2229	2249u	2301u	2259	2319u	2331u	2342u	2329	2349u	0002u	0017u	2359			0021u	0029	0051	0049	0115			
Earlsfield	d				2202			2232			2302				2332				0002				0032						
Wimbledon	d				2206			2236			2306				2336			0023u	0006				0036		0058				
Surbiton	d	2200	2212		2214	2230	2242	2244	2300	2312	2314	2338	2342		2344	0001	0013		0005			0033	0044						
Esher	d				2218			2248			2318				2348				0019				0048s						
Hersham	d				2221			2251			2321				2351				0022				0051s						
Walton-on-Thames	d	2207			2224	2237		2254	2307		2324	2345			2354	0007			0025			0040	0053s						
Weybridge	d	2211			2227	2241		2257	2311		2327	2349			2357	0011			0028			0044	0057s						
Byfleet & New Haw	d				2230			2300			2330				2359				0031			0038	0100s						
West Byfleet	d		2222		2233		2252	2303		2322	2333		2355		0003		0022		0034		0041		0103s		0121s				
Woking	a	2218	2229	2233	2237	2248	2259	2308	2318	2329	2338	2356	2359	0001	0007	0018	0027	0039	0042		0049	0052	0108	0115	0126	0148			
Woking	d	2219	2231	2234	2238	2249	2300		2319	2330		2357	0003	0003		0019	0028	0040		0044		0053		0116		0149			
Worplesdon	a							2318k							0019k														
Guildford	a	2232k			2246	2303k		2323k	2334k		2351k				0024k						0104k			0124					
Brookwood	d	2225	2237			2255	2306		2325	2337		0003	0008			0025	0034			0051		0059							
Ash Vale	d		2245				2314			2345			0016				0042			0059									
Aldershot	d		2251				2319			2353			0021				0047			0104									
Farnham	a		2256				2325			2358			0027				0052			0109									
Farnham	d		2257				2325			2359			0027				0053			0110									
Bentley	d		2303				2332			0005			0034				0100												
Alton	a		2310				2339			0012			0041				0107			0121									
Farnborough	d	2233		2244		2303			2333			0010		0014		0033						0107				0158s			
Fleet	d	2238		2250		2308			2338			0016		0020		0038						0112				0204s			
Winchfield	d	2244				2314			2344			0021				0043s						0117s							
Hook	d	2248				2318			2348			0026				0048s						0122s							
Basingstoke	a	2258		2302		2326			2355			0033		0033		0057		0058				0131				0216			

Late night and weekend trains may be altered due to engineering works.
Please check at southwesternrailway.com before travelling.

For guide to notes and symbols see end of timetable.

SUNDAY

London Waterloo and Woking to Alton and Basingstoke (Suburban Services)

Notes				B		D		C		D		B		D		B		D		B		D												
London Waterloo	d			0710		0740		0807		0810		0840		0905		0910		0940		1007		1010		1040		1107		1110		1140		1207		1210
Vauxhall	d			0714		0744		0814		0814		0844		0914		0914		0944		1014		1014		1044		1114		1114		1144		1214		
Clapham Junction	d			0719		0749		0815		0819		0849		0915		0919		0949		1015		1019		1049		1115		1119		1149		1215		1219
Earlsfield	d			0722		0752		0822		0822		0852		0922		0922		0952		1022		1022		1053		1123		1123		1153		1223		
Wimbledon	d			0726		0756		0822		0826		0856		0922		0926		0956		1022		1026		1057		1122		1127		1157		1222		1227
Surbiton	d			0735		0805		0830		0835		0905		0930		0935		1005		1030		1035		1105		1130		1135		1205		1230		1235
Esher	d			0739		0809		0839		0839		0909		0939		0939		1009		1039		1039		1109		1139		1139		1209		1239		
Hersham	d			0742		0812		0842		0842		0912		0942		0942		1012		1042		1042		1112		1142		1142		1212		1242		
Walton-on-Thames	d			0745		0815		0845		0845		0915		0945		0945		1015		1045		1045		1115		1145		1145		1215		1245		
Weybridge	d			0749		0819		0849		0849		0919		0949		0949		1019		1049		1049		1119		1149		1149		1219		1249		
Byfleet & New Haw	d			0751	0802	0821		0851	0902	0921		0951	1002	1021		1051	1102	1121		1051	1102	1121		1151	1202	1221		1151	1202	1221		1251		
West Byfleet	d			0754	0805	0824		0854	0905	0924		0954	1005	1024		1054	1105	1124		1054	1105	1124		1154	1205	1224		1154	1205	1224		1254		
Woking	a			0759	0811	0829		0842		0859	0911	0929		0942		0959	1011	1029		1042		1059	1111	1129		1142		1159	1211	1229		1242		1259
Woking	d	0746	0749	0805		0835	0846	0849		0905		0936	0946	0949		1005		1036	1046	1049		1105		1135	1146	1149		1205		1235	1246	1249		1300
Worplesdon	a			0814	0840k	0840		0904k		0914	0940k	0940		1010k		1014	1040k	1040		1046		1105		1139	1146	1149		1205		1239		1246	1249	1300
Guildford	a			0814	0840k	0846		0904k		0914	0940k	0946		1010k		1014	1040k	1046		1110k		1114	1140k	1146		1210k		1214	1240k	1246		1304k		1310
Brookwood	d	0751	0755				0851	0855					0951	0955					1051	1055					1151	1155					1251	1255		
Ash Vale	d		0803					0903						1003						1103					1203						1303			
Aldershot	d		0808					0908						1008						1108					1208						1308			
Farnham	a		0813					0913						1013						1113					1213						1313			
Farnham	d		0814					0914						1014						1114					1214						1314			
Bentley	d		0823					0923						1023						1123					1223						1323			
Alton	a		0830					0930						1030						1130					1230					1330				
Farnborough	d	0759					0859						0959						1059						1159					1259				
Fleet	d	0804					0904						1004						1104						1204				1304					
Winchfield	d	0810					0910						1010						1110						1210				1310					
Hook	d	0814					0914						1014						1114						1214				1314					
Basingstoke	a	0821					0921						1021						1121						1221				1321					

Late night and weekend trains may be altered due to engineering works.
Please check at southwesternrailway.com before travelling.

For guide to notes and symbols see end of timetable.

SUNDAY

London Waterloo and Woking to Alton and Basingstoke (Suburban Services)

Notes	B		D		B		D		B		D		B	D		D		B	D								
London Waterloo	d		1240	1307	1310	1340	1407	1410	1440	1507	1510		1550	1537	1540	1607	1610		1650	1637	1640						
Vauxhall	d		1244		1314	1344		1414	1444		1514				1544		1614				1644						
Clapham Junction	d		1249	1315	1319	1349	1415	1419	1449	1515	1519		1558u	1546	1549	1616	1619		1658u	1646	1649						
Earlsfield	d		1252		1322	1352		1422	1452		1522				1552		1622				1652						
Wimbledon	d		1256	1322	1326	1356	1422	1426	1456	1522	1526			1553	1556	1622	1626				1653						
Surbiton	d		1305	1330	1335	1405	1430	1435	1504	1530	1535			1602	1605	1630	1635				1702						
Esher	d		1309		1339	1409		1439		1509	1539				1609		1639				1709						
Hersham	d		1312		1342	1412		1442		1512	1542				1612		1642				1712						
Walton-on-Thames	d		1315		1345	1415		1445		1515	1545			1609	1615		1645				1709						
Weybridge	d		1319		1349	1419		1449		1519	1549			1613	1619		1649				1713						
Byfleet & New Haw	d	1302	1321		1351	1402	1421		1451	1502	1521		1602		1621		1651	1702			1721						
West Byfleet	d	1305	1324		1354	1405	1424		1454	1505	1524		1605		1624		1654	1705			1724						
Woking	a	1311	1329	1342	1359	1411	1429	1442	1459	1511	1529	1542	1559	1611	1619	1619	1629	1642	1659	1711	1719	1719					
Woking	d		1335	1346	1349	1400		1435	1446	1449	1500		1535	1546	1549	1600	1621	1623	1626	1635	1646	1649	1700	1721	1723	1726	1735
Worplesdon	a		1339			1439		1500			1539		1600				1639										1739
Guildford	a	1340k	1346	1404k	1410	1440k	1446	1504k	1510	1540k	1546	1604k	1609		1640k	1649	1704k	1709				1740k				1746	
Brookwood	d			1351	1355			1451	1455			1551	1555			1628	1632			1651	1655			1728	1732		
Ash Vale	d				1403				1503				1603				1641			1703						1741	
Aldershot	d				1408				1508				1608			1646			1708							1746	
Farnham	a				1413				1513				1613			1651			1713							1751	
Farnham	d				1414				1514				1614			1655			1714							1755	
Bentley	d				1423				1523				1623			1706			1723							1806	
Alton	a				1430				1530				1630					1730									
Farnborough	d			1359				1459				1559			1632	1636			1659				1732	1736			
Fleet	d			1404				1504				1604			1642			1704					1742				
Winchfield	d			1410				1510				1610						1710									
Hook	d			1414				1514				1614						1714									
Basingstoke	a			1421				1521				1621		1646	1654			1721				1746	1754				

Late night and weekend trains may be altered due to engineering works.
Please check at southwesternrailway.com before travelling.

For guide to notes and symbols see end of timetable.

SUNDAY

London Waterloo and Woking to Alton and Basingstoke (Suburban Services)

Notes	D	B	D	D	D	D	B	D	D	D	D	B	D	D	D	D	B								
London Waterloo	d	1707	1710	1750	1737	1740	1807	1810	1850	1837	1840	1907	1910	1950	1937	1940	2007	2010							
Vauxhall	d		1714			1744		1814			1844		1914		1944		2014								
Clapham Junction	d	1716	1719	1758u	1746	1749	1816	1819	1858u	1846	1849	1916	1919	1958u	1946	1949	2016	2019							
Earlsfield	d		1722			1752		1822			1852		1922		1952		2022								
Wimbledon	d	1722	1726		1753	1756	1822	1826		1853	1856	1922	1926		1953	1956	2022	2026							
Surbiton	d	1730	1735		1802	1805	1830	1835		1902	1905	1930	1935		2002	2005	2030	2035							
Esher	d		1739			1809		1839			1909		1939			2009		2039							
Hersham	d		1742			1812		1842			1912		1942			2012		2042							
Walton-on-Thames	d		1745		1809	1815		1845		1909	1915		1945		2009	2015		2045							
Weybridge	d		1749		1813	1819		1849		1913	1919		1949		2013	2019		2049							
Byfleet & New Haw	d		1751	1802		1821		1851	1902		1921		1951	2002		2021		2051							
West Byfleet	d		1754	1805		1824		1854	1905		1924		1954	2005		2024		2054							
Woking	a	1742	1759	1815	1819	1829	1842	1859	1915	1919	1919	1929	1942	1959	2015	2019	2019	2029	2042	2059	2115				
Woking	d	1746	1749	1800	1821	1823	1826	1835	1846	1849	1900	1921	1923	1926	1935	1946	1949	2000	2021	2023	2026	2035	2046	2049	2100
Worplesdon	a					1839		1839			1939		1939												
Guildford	a	1804k	1810		1840k	1846	1904k	1910			1940k		1946	2004k	2010		2040k	2046	2104k	2109					
Brookwood	d	1751	1755		1828	1832	1851	1855		1928	1932		1951	1955		2028	2032		2051	2055					
Ash Vale	d		1803			1841		1903			1941		2003			2041		2103							
Aldershot	d		1808			1846		1908			1946		2008			2046		2108							
Farnham	a		1813			1851		1913			1951		2013			2051		2113							
Farnham	d		1814			1855		1914			1955		2014			2056		2114							
Bentley	d		1823			1923		1923			2023		2023			2123		2123							
Alton	a		1830		1906	1930		1930			2006		2030			2108		2130							
Farnborough	d	1759			1832	1836		1859		1932	1936		1959			2032	2036		2059						
Fleet	d	1804			1842			1904			1942		2004			2042		2104							
Winchfield	d	1810						1910					2014					2110							
Hook	d	1814						1914					2014					2114							
Basingstoke	a	1821			1846	1854		1921		1946	1954		2021			2046	2054		2121						

Late night and weekend trains may be altered due to engineering works.
Please check at southwesternrailway.com before travelling.

For guide to notes and symbols see end of timetable.

SUNDAY

London Waterloo and Woking to Alton and Basingstoke (Suburban Services)

Notes	D	D	D	B	D	D	D	B	D	B	D	D	D	B	D	B	D	D		
London Waterloo	d	2050	2037	2040	2107	2110	2150	2137	2140	2207	2210	2250	2237	2240	2307	2310	2335	2340	0010	
Vauxhall	d			2044	2114	2114			2144	2214	2214			2244	2314	2314		2344	2344	
Clapham Junction	d	2058u	2046	2049	2116	2119	2158u	2146	2149	2216	2219	2258u	2246	2249	2316	2319	2344u	2349	0017u	
Earlsfield	d			2052	2122	2122			2152	2222	2222			2252	2322	2322		2352	2352	
Wimbledon	d		2053	2056	2122	2126		2154	2156	2222	2226		2253	2256	2322	2326		2356	0023u	
Surbiton	d		2102	2105	2130	2135		2202	2205	2230	2235		2302	2305	2330	2335		0005		
Esher	d			2109		2139			2209		2239			2309		2339		0009		
Hersham	d			2112		2142			2212		2242			2312		2342		0012		
Walton-on-Thames	d		2109	2115	2145			2209	2215		2245		2309	2315		2345		0016		
Weybridge	d		2113	2119	2149			2213	2219		2249		2313	2319		2349		0020		
Byfleet & New Haw	d			2121	2151	2202			2221		2251	2302		2321		2351	0002	0023		
West Byfleet	d			2124	2154	2205			2224		2254	2305		2324		2354	0005	0026		
Woking	a	2119	2119	2129	2142	2159	2211	2219	2229	2242	2259	2311	2319	2329	2342	2359	0007	0011	0031	0039
Woking	d	2121	2123 2126	2135	2146 2149	2200	2221	2223 2226	2235	2246 2249	2305	2321	2323 2326	2335	2346 2349	0005	0008	0033	0042	
Worplesdon	a			2139					2239					2339						
Guildford	a		2140k	2146	2204k	2210		2240k	2246	2304k	2313		2340k	2346	0010k	0016				
Brookwood	d		2128	2132	2151	2155		2228	2232	2251	2255		2328	2332	2351	2355		0039		
Ash Vale	d			2141		2203			2241		2303			2341		0003		0047		
Aldershot	d			2146		2208			2246		2308			2349		0008		0052		
Farnham	a			2151		2213			2251		2313			2354		0013		0057		
Farnham	d			2155		2214			2255		2314			2355		0015				
Bentley	d					2223			2323		2333					0024				
Alton	a		2206			2230			2306		2330		0011		0031					
Farnborough	d	2132	2136		2159			2232	2236		2259		2332	2336		2359		0019		
Fleet	d		2142		2204				2242		2304			2342		0004		0024		
Winchfield	d				2210						2310					0010				
Hook	d				2214						2314					0014				
Basingstoke	a	2146	2154		2221			2246	2254		2322		2346	2353		0021			0100	





Late night and weekend trains may be altered due to engineering works.
Please check at southwesternrailway.com before travelling.

For guide to notes and symbols see end of timetable.

GUIDE TO NOTES AND SYMBOLS

- FX** Service does not run on Friday.
- FO** Service runs on Friday only.
- SX** Service does not run on Saturday morning.
- SO** Service runs on Saturday morning only.
- a** Arrival time.
- d** Departure time.
- k** Change at Woking.
- s** Stops to let passengers leave the train only.
- u** Stops to let passengers join the train only.
- I** First Class accommodation available.
- ★ **Passengers travelling with cycles may not join or leave services at stations with train times shown in blue.**
- ↳ Continued in later column.
- ← Continued from earlier column.
- ↘ Train attaches to another.
- ↙ Train divides.

All services in this timetable are operated by South Western Railway.

- B** To or from London Waterloo via Staines. (see timetable 16).
- C** From Clapham Junction. (see timetable 16).
- D** Train divides at Woking - Front portion continues to Basingstoke. Rear portion continues to Alton.
-  Interchange for Mid-Hants Steam Railway. Visit watercressline.co.uk
-  Car Park.
-  Interchange for London Trams service to Croydon. Visit tfl.gov.uk for details.
-  Interchange for London Underground. Visit tfl.gov.uk for details.
- ← Woking - Railair coach link between Woking station and Heathrow Airport. Visit firstbus.co.uk/railair for details.
- Ⓞ Minimum connection time where different from the standard five minutes.
- #6** Number of the timetable which shows faster services between this station, Clapham Junction and London Waterloo.

Cycles on trains - Monday to Friday

At peak times the following restrictions apply in the area bounded by Reading, Hook, Alton, Guildford and Dorking.

Passengers travelling with cycles may not join or leave from services timed to arrive at London Waterloo between 0715 and 1000 inclusive or timed to depart from London Waterloo between 1645 and 1900 inclusive.

Travelling after midnight?

Trains which run after midnight are shown at the end of the day.

















Timetable information

For services between Farnham and Guildford or Ascot, please see timetable 12.

For the full service between Farnham, Aldershot and Ash Vale, please see timetable 51.

STATION INFORMATION

See notes for explanation of symbols.

Basingstoke			#21
Hook			
Winchfield			
Fleet			
Farnborough			
Alton			
Bentley			
Farnham			
Aldershot		④	
Ash Vale			
Brookwood		③	
Guildford			#6
Worplesdon			#6
Woking		←	#6
West Byfleet			
Byfleet & New Haw			
Weybridge			
Walton-on-Thames			
Hersham			
Esher			
Surbiton		Ⓞ	
Wimbledon		 	Ⓞ
Earlsfield			
Clapham Junction		⑩	
Vauxhall			
London Waterloo		⑮	

South Western Railway and Community Rail Partnerships

We are committed to working with Community Rail Partnerships (CRPs) across our network. CRPs are not-for-profit organisations that help to further connect the railway with the communities they serve. They work closely with SWR to promote healthy and sustainable travel, design projects which bring communities together, as well as support social and economic development. SWR is proud to provide core funding and support to 12 CRPs on our network.

Wey Valley Community Rail Partnership

Stations: Guildford, Wanborough, Ash Vale, Ash, Aldershot, Farnham, Bentley and Alton.

A new Community Rail Partnership that covers the Alton Line.

Email: weyvalleycrp.co.uk



Visit us at southwesternrailway.com

- Buying tickets online
- Live train information
- Train times
- Special offers and days out
- Plan your journey
- Latest news

Customer Service Centre

0345 6000 650

Monday to Friday 0800 - 2000

Saturday 0900 - 1800

Sunday 0900 - 1600

Our UK based team are available for:

- Comments and suggestions

Assisted Travel

0800 5282 100

Text relay 18001 0800 5282 100

A freephone service open 24 hours for disabled and older customers.

We recommend booking assistance **2 hours in advance**.

National Rail Enquiries

03457 48 49 50

Train times, fares and rail information.

Free travel alerts

southwesternrailway.com/alerts

Keeping our registered customers up-to-date with their service running information, delays and alterations.



[@SW_Help](https://twitter.com/SW_Help)

Follow South Western Railway on 'X' and be the first to know what's happening on our network.



Facebook.com/SWRailway

Providing South Western Railway network information and details of our latest offers.

First MTR South Western Trains Limited (trading as South Western Railway) accepts no liability for any inaccuracy in the information contained in this timetable which is subject to alteration.

First MTR South Western Trains Limited. Registered in England and Wales 07900320.

Registered office: 8th Floor, The Point, 37 North Wharf Road, London W2 1AF.

A First and MTR company.

South Western
 **Railway**

PTT10 06 2024



Please Recycle