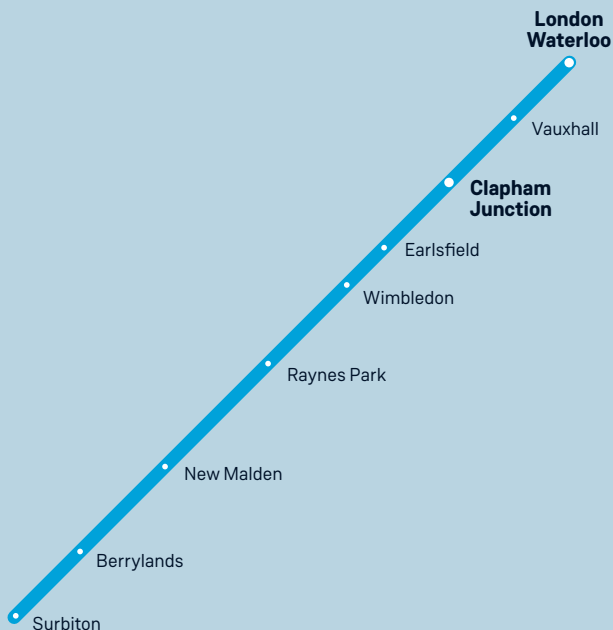


# 8 Surbiton and Wimbledon to London Waterloo



## Train times

22 September to 14 December 2024

South Western  
 Railway

## Your timetable

This timetable shows the full service between **Surbiton, Berrylands, New Malden, Raynes Park, Wimbledon, Earlsfield and London Waterloo.**

## Buy a ticket before you board

You need to buy a valid ticket before you get on your train. We know that most of our passengers do this before travelling, and we have a duty to those passengers to make sure no-one travels without paying. This is why we run a penalty fares scheme across most of our network.

If you travel without a valid ticket to or from a station within the penalty fares area, you may have to pay a penalty fare. A Penalty Fare is £100 plus the price of the full single fare applicable for your intended journey. However, if it is paid within 21 days, the Penalty Fare is reduced to £50 plus the price of the single fare applicable.

We have a policy to, wherever possible, prosecute everyone who deliberately avoids paying.

## Travel with Confidence

So that you can travel with confidence, we are ventilating trains to refresh air, improving information about journeys and trains, and extensively cleaning trains and stations.

## No-smoking policy

For the comfort of all our customers, smoking and using e-cigarettes is not allowed on any part of our trains or stations.

You can smoke outside the station entrance or in our car parks.

## Changes to train times

Network Rail need to do engineering work to maintain and improve the rail network. They do a lot of this work at weekends and during holiday periods, but they also need to do some work overnight during the week.

If we need to close rail lines so Network Rail can carry out work, buses will replace train services. We may also have to alter train services over a wider area.

Please check for any changes to train times before travelling at weekends, late in the evening or early in the morning.

Look for the 'Changes to train times' posters at stations, or visit our website at **southwesternrailway.com**.

# Automated Delay Repay

We have introduced a new Automated Delay Repay (ADR) system that drastically cuts the time it takes to claim and receive compensation if your train is late.

ADR works for all customers who have bought Advance tickets or a Touch Smartcard season ticket from our website.

If you have a Touch Smartcard season ticket, you will need to touch in and out at the beginning and end of your journey, sign up for a Delay Repay account at

**delayrepay.southwesternrailway.com** and select 'Auto Delay Repay'. (The email addresses you use for 'My Account' and 'Delay Repay' must match.)

To find out more about Automated Delay Repay, visit:

**[southwesternrailway.com/contact-and-help/refunds-and-compensation/delay-repay/automated-delay-repay](https://southwesternrailway.com/contact-and-help/refunds-and-compensation/delay-repay/automated-delay-repay)**.

## Cycles on trains

The services in this timetable have limited room for cycles, so we have had to apply some restrictions. The ★ symbol, with train times printed in **blue**, shows which trains have restrictions. These restrictions are explained in the 'Guide to notes and symbols' section.

We will carry folding cycles on any train, as long as they can be folded small enough to be carried safely in the luggage rack. Cycles are not allowed on buses that replace trains during engineering work.



## The Community Train Community Rail Partnership

**Stations: Chessington South, Chessington North, Tolworth, Malden Manor, Motspur Park, Raynes Park, New Malden, Berrylands and Surbiton.**

The newest Community Rail Partnership covering stations on South West London.

# MONDAY TO FRIDAY

# Surbiton and Wimbledon to London Waterloo (Complete service)

Notes			□											□	□				★	★	★	★	★	★	★	★			
<b>Surbiton</b>	d	0456		0541		0604		0556	0602	0612			0628		0636	0631	0640		0641			0657	0707	0701		0711		0727	
Berrylands	d								0604							0634								0703					
New Malden	d		0510				0554		0607			0625				0637		0640				0655		0707	0710				
Raynes Park	d		0513		0549		0557		0610		0619	0628		0635		0640		0643		0650	0655	0658		0709	0712		0720		
Wimbledon	d	0504	0517	0549	0553		0601	0609	0614	0620	0623	0632	0635	0639		0644	0648	0647	0650	0654	0659	0702	0705		0713	0716	0719	0724	
Earlsfield	d		0521		0558		0605	0612	0617	0624	0627	0636	0639	0642		0648		0651	0654	0658	0703	0706	0709		0717	0720	0723	0728	
Clapham Junction	a	0510	0525	0600	0601		0608	0616	0621	0627	0630	0639	0642	0646		0647	0651	0653	0654	0657	0701	0706	0709	0712		0721	0724	0727	0731
Vauxhall	a		0530	0606	0606		0613	0621	0626	0632	0635	0644	0647	0651		0656		0659	0702	0706	0711	0714	0717		0726	0729	0732	0736	
<b>London Waterloo</b>	a	0519	0535	0611	0611	0620	0623	0626	0631	0637	0640	0649	0652	0656	0656	0703	0704	0706	0709	0713	0718	0721	0724	0728	0733	0736	0739	0743	0745

Notes	★	★	★	★	□	★	★	★	★	□	★	★	★	★	□	★	★	★	□	★	★	★	★	★	★	★	★		
<b>Surbiton</b>	d				0731	0747		0741		0757				0801	0817		0811		0828			0831	0848		0841		0857		
Berrylands	d				0733									0803								0834							
New Malden	d		0725		0737		0740	0745				0755		0806		0810	0815				0825			0840			0855		
Raynes Park	d	0725	0728	0735	0740		0743		0750		0754	0758	0804	0809		0813		0820		0824	0828	0834	0840		0843		0850	0858	
Wimbledon	d	0729	0732	0739	0744		0747	0750	0754		0758	0802	0808	0813		0817	0820	0824		0828	0832	0838	0844		0847	0850	0854	0902	0905
Earlsfield	d	0733	0736	0743	0748		0752	0755	0758		0802	0806	0812	0817		0822	0825	0828		0832	0836	0842	0848		0852	0855	0858	0906	0909
Clapham Junction	a	0736	0739	0746	0751		0755	0758	0801		0805	0809	0815	0821		0825	0828	0831		0835	0839	0845	0851		0855	0858	0901	0909	0912
Vauxhall	a	0741	0744	0751	0756		0800	0803	0806		0810	0814	0820	0826		0830	0833	0836		0840	0844	0850	0856		0900	0903	0906	0914	0917
<b>London Waterloo</b>	a	0748	0751	0758	0803	0806	0807	0810	0813	0814	0818	0821	0827	0833	0836	0837	0840	0843	0846	0848	0851	0857	0903	0906	0907	0910	0913	0921	0924

Notes	★	★	★	□	★	★	★	★	★	□	★	□		□		□		□		□							□			
<b>Surbiton</b>	d		0901		0917	0911			0927		0938	0931	0946		0942			0957		1008	1002			1016	1012		1027		1038	
Berrylands	d		0903									0933										1004								
New Malden	d		0906	0910				0925				0936		0940			0955					1007	1010				1025			
Raynes Park	d	0904	0910	0913			0919	0928		0934		0940		0943		0949	0958		1004			1010	1013			1019	1028		1034	
Wimbledon	d	0908	0914	0917		0920	0923	0932	0935	0938		0944		0947	0950	0953	1002	1005	1008			1014	1017		1020	1023	1032	1035	1038	
Earlsfield	d	0912	0918	0921		0924	0928	0936	0939	0942		0947		0950	0953	0957	1005	1008	1012			1017		1024	1027	1036	1039	1042		
Clapham Junction	a	0915	0921	0924		0927	0931	0939	0942	0945	0949	0951		0954	0957	1000	1009	1012	1015			1021	1024	1027	1027	1030	1039	1042	1045	1049
Vauxhall	a	0920	0926	0929		0932	0936	0944	0947	0950		0956		0959	1002	1005	1014	1017	1020			1026	1029		1032	1035	1044	1047	1050	
<b>London Waterloo</b>	a	0927	0933	0936	0938	0939	0943	0951	0954	0957	0958	1001	1002	1006	1007	1012	1019	1022	1025	1027	1031	1036	1036	1037	1040	1049	1052	1055	1059	

Late night and weekend trains may be altered due to engineering works. Please check at [southwesternrailway.com](http://southwesternrailway.com) before travelling.

★ Passengers travelling with cycles may not join or leave services at stations with train times shown in blue. For guide to all other notes and symbols see end of timetable.

**MONDAY TO FRIDAY**
**Surbiton and Wimbledon to London Waterloo (Complete service)**

Notes		□						□			□					□		□					□						
<b>Surbiton</b>	d	1032	1046		1042			1057		1108	1102			1116	1112			1127		1138	1132	1146		1142		1157		1208	1202
Berrylands	d	1034									1104										1134								1204
New Malden	d	1037		1040			1055				1107	1110						1125			1137		1140		1155				1207
Raynes Park	d	1040		1043		1049	1058		1104		1110	1113			1119	1128		1134			1140	1143		1150	1158		1204		1210
Wimbledon	d	1044		1047	1050	1053	1102	1105	1108		1114	1117			1120	1123	1132	1135	1138		1144	1147	1150	1154	1202	1205	1208		1214
Earlsfield	d	1047			1053	1057	1105	1108		1112		1117			1124	1127	1135	1138	1142		1147			1153	1158	1205	1208	1212	1217
Clapham Junction	a	1051		1054	1057	1100	1109	1112	1115	1121	1121	1124	1127	1127	1130	1139	1142	1145	1149	1151		1154	1157	1201	1209	1212	1215	1219	1221
Vauxhall	a	1056		1059	1102	1105	1114	1117	1120		1126	1129			1132	1135	1144	1147	1150		1156		1159	1202	1206	1214	1217	1220	1226
<b>London Waterloo</b>	a	1101	1104	1106	1107	1110	1119	1122	1125	1130	1131	1136	1136	1137	1140	1149	1152	1155	1158	1201	1202	1206	1207	1211	1219	1222	1225	1228	1231

Notes		□						□		□						□		□						□		□				
<b>Surbiton</b>	d		1216	1212			1227		1238	1232	1246			1242			1257		1308	1302		1316	1312			1327		1338	1332	1346
Berrylands	d									1234											1304								1334	
New Malden	d	1210				1225				1237		1240			1255						1307	1310				1325			1337	
Raynes Park	d	1213			1219	1228		1234		1240		1243		1249	1258		1304				1310	1313			1319	1328		1334		1340
Wimbledon	d	1216		1220	1223	1232	1235	1238		1244	1247	1250	1253	1302	1305	1308					1314	1317		1320	1323	1332	1335	1338		1344
Earlsfield	d			1224	1227	1235	1238	1242		1247			1253	1257	1305	1308	1312				1317			1323	1327	1335	1338	1342		1347
Clapham Junction	a	1224	1227	1227	1230	1239	1242	1245	1249	1251		1254	1257	1300	1309	1312	1315	1319	1321	1324	1327	1327	1330	1339	1342	1345	1349	1351		
Vauxhall	a	1229		1232	1235	1244	1247	1250		1256		1259	1302	1305	1314	1317	1320				1326	1329		1332	1335	1344	1347	1350		1356
<b>London Waterloo</b>	a	1236	1236	1237	1240	1249	1252	1255	1258	1301	1304	1306	1307	1310	1319	1322	1325	1328	1331	1336	1336	1337	1340	1349	1354	1356	1358	1401	1404	

Notes							□			□						□		□						□					
<b>Surbiton</b>	d		1342			1356		1408	1402		1412	1416			1427		1438	1432	1446		1442			1457		1508	1502		1512
Berrylands	d								1404									1434			1442						1504		1512
New Malden	d	1341			1355				1407	1410				1425				1437		1440			1455				1507	1510	
Raynes Park	d	1344		1349	1358		1404		1410	1413			1419	1428		1434			1440	1443		1449	1458		1504		1510	1513	
Wimbledon	d	1348	1351	1354	1402	1405	1408		1414	1417	1420		1423	1432	1435	1438		1444	1447	1450	1453	1502	1505	1508		1514	1517	1520	
Earlsfield	d		1354	1357	1405	1408	1412		1417		1424		1427	1435	1438	1442		1447			1453	1457	1505	1508	1512		1517		1524
Clapham Junction	a	1354	1358	1401	1409	1412	1415	1421	1421	1424	1427	1427	1430	1439	1442	1445	1450		1451	1454	1457	1500	1509	1512	1515	1519	1521	1524	1527
Vauxhall	a	1359	1403	1406	1414	1417	1420		1426	1429	1432		1435	1444	1447	1450		1456		1459	1502	1505	1514	1517	1520		1526	1529	1532
<b>London Waterloo</b>	a	1406	1408	1411	1419	1422	1425	1430	1431	1436	1437	1439	1440	1449	1452	1455	1459	1501	1502	1506	1507	1510	1519	1522	1525	1528	1531	1536	1537

Late night and weekend trains may be altered due to engineering works.

Please check at [southwesternrailway.com](http://southwesternrailway.com) before travelling.

For guide to notes and symbols see end of timetable.





## SATURDAY

## Surbiton and Wimbledon to London Waterloo (Complete service)

Notes				□			□					□					□			□				□					
<b>Surbiton</b>	d	0456			0541		0557	0612	0602		0627		0632	0641			0658		0708	0702		0711	0718		0729		0739		
Berrylands	d								0604				0634							0704									
New Malden	d		0510			0555			0607	0625			0637		0640		0655			0707	0710				0725				
Raynes Park	d		0513	0549		0558			0610	0628		0634	0640	0643	0649	0658		0705		0710	0713			0719	0728		0736		
Wimbledon	d	0504	0517	0553	0549	0602	0605		0614	0632	0635	0638	0644		0647	0653	0702	0706	0709	0714	0717	0720		0723	0732	0736	0740		
Earlsfield	d		0521	0558		0605	0608		0617	0635	0638	0642	0647		0657	0705	0709	0713		0717		0724		0727	0735	0740	0743		
Clapham Junction	a	0510	0525	0601	0600	0609	0612		0621	0639	0642	0645	0651	0653	0654	0700	0709	0713	0716	0718	0721	0724	0727	0728	0730	0739	0743	0747	0750
Vauxhall	a		0530	0606	0607	0614	0617		0626	0644	0647	0650	0656		0659	0705	0714	0718	0721		0726	0729	0732		0735	0744	0748	0752	
<b>London Waterloo</b>	a	0519	0535	0611	0612	0621	0622	0628	0631	0649	0652	0656	0701	0702	0706	0710	0719	0723	0726	0727	0731	0736	0737	0737	0740	0749	0753	0757	0759

Notes		□						□				□				□	□							□					
<b>Surbiton</b>	d	0732	0747		0743			0757		0808	0802		0812	0817			0827		0838	0832	0846		0842			0857		0908	0902
Berrylands	d	0734								0804										0834							0908	0904	
New Malden	d	0737		0740			0755			0807	0810				0825					0837		0840			0855			0907	
Raynes Park	d	0740		0743		0750	0758		0804		0810	0813		0819	0828		0834			0840		0843		0849	0858		0904	0910	
Wimbledon	d	0744		0747	0751	0754	0802	0805	0808		0814	0817	0820		0823	0832	0835	0838		0844		0847	0850	0853	0902	0905	0908	0914	
Earlsfield	d	0747			0754	0757	0805	0808	0812		0817		0824		0827	0835	0838	0842		0847			0854	0857	0905	0908	0912	0917	
Clapham Junction	a	0751		0754	0758	0801	0809	0812	0815	0818	0821	0824	0827	0828	0830	0839	0842	0845	0849	0851		0854	0857	0900	0909	0912	0915	0919	0921
Vauxhall	a	0756		0759	0803	0806	0814	0817	0820		0826	0829	0832		0835	0844	0847	0850		0856		0859	0902	0905	0914	0917	0920	0926	
<b>London Waterloo</b>	a	0801	0803	0806	0808	0811	0819	0822	0825	0827	0831	0836	0837	0839	0840	0849	0852	0855	0858	0901	0904	0906	0907	0910	0919	0922	0925	0928	0931

Notes		□						□		□					□			□						□		□			
<b>Surbiton</b>	d		0916	0912			0927		0938	0932	0946		0942			0957		1008	1002		1012	1016			1027		1038	1032	1046
Berrylands	d									0934			0942						1004			1016			1027		1038	1034	
New Malden	d	0910				0925				0937		0940		0955					1007	1010					1025			1037	
Raynes Park	d	0913			0919	0928		0934		0940		0943		0949	0958		1004		1010	1013			1019	1028		1034		1040	
Wimbledon	d	0917		0920	0923	0932	0935	0938		0944		0947	0950	0953	1002	1005	1008		1014	1017	1020		1023	1032	1035	1038		1044	
Earlsfield	d			0924	0927	0935	0938	0942		0947		0954	0957	1005	1008	1012			1017		1024	1027	1030	1035	1038	1042		1047	
Clapham Junction	a	0924	0927	0927	0930	0939	0942	0945	0949	0951		0954	0957	1000	1009	1012	1015	1019	1021	1024	1027	1027	1030	1039	1042	1045	1049	1051	
Vauxhall	a	0929		0932	0935	0944	0947	0950		0956		0959	1002	1005	1014	1017	1020		1026	1029	1032		1035	1044	1047	1050		1056	
<b>London Waterloo</b>	a	0936	0936	0937	0940	0949	0952	0955	0958	1001	1001	1006	1007	1010	1019	1022	1025	1028	1031	1036	1037	1039	1040	1049	1052	1055	1058	1101	1104

Late night and weekend trains may be altered due to engineering works.

Please check at [southwesternrailway.com](http://southwesternrailway.com) before travelling.

For guide to notes and symbols see end of timetable.



## SATURDAY

## Surbiton and Wimbledon to London Waterloo (Complete service)

Notes							□			□				□	□					□			□						
<b>Surbiton</b>	d		1042			1057		1108	1102		1112	1116			1127		1138	1132	1146		1142		1157		1208	1202		1216	
Berrylands	d								1104									1134								1204			
New Malden	d	1040			1055				1107	1110			1125					1137		1140		1155				1207	1210		
Raynes Park	d	1043		1049	1058		1104		1110	1113		1119	1128		1134		1143	1140	1143		1150	1158		1204		1210	1213		
Wimbledon	d	1047	1050	1053	1102	1105	1108		1114	1117	1120		1123	1132	1135	1138		1144		1147	1150	1154	1202	1205	1208		1214	1217	
Earlsfield	d		1054	1057	1105	1108	1112		1117		1124		1127	1135	1138	1142		1147		1154	1158	1205	1208	1212		1217			
Clapham Junction	a	1054	1057	1100	1109	1112	1115	1119	1121	1124	1127	1127	1130	1139	1142	1145	1149	1151	1154	1157	1201	1209	1212	1215	1215	1219	1221	1224	1227
Vauxhall	a	1059	1102	1105	1114	1117	1120		1126	1129	1132		1135	1144	1147	1150		1156		1159	1202	1206	1214	1217	1220		1226	1229	
<b>London Waterloo</b>	a	1106	1107	1110	1119	1122	1125	1128	1131	1136	1137	1139	1140	1149	1152	1155	1158	1201	1204	1206	1207	1211	1219	1222	1225	1228	1231	1236	1236

Notes							□	□						□	□								□	□					
<b>Surbiton</b>	d	1212			1227		1238	1232	1246		1242			1257		1308	1302		1316	1312			1327		1338	1332	1346		1342
Berrylands	d							1234			1242			1257		1308	1304			1312			1327		1338	1334	1346		1342
New Malden	d			1225				1237		1240			1255			1307	1310	1310				1325			1337		1340		
Raynes Park	d		1219	1228		1234		1240		1243		1249	1258		1304	1310	1313			1319	1328		1334		1340		1343		
Wimbledon	d	1220	1223	1232	1235	1238		1244		1247	1250	1253	1302	1305	1308		1314	1317		1320	1323	1332	1335	1338		1344		1347	1350
Earlsfield	d	1224	1227	1235	1238	1242		1247			1254	1257	1305	1308	1312		1317		1324	1327	1335	1338	1342		1347			1354	
Clapham Junction	a	1227	1230	1239	1242	1245	1249	1251		1254	1257	1300	1309	1312	1315	1319	1321	1324	1327	1327	1330	1339	1342	1345	1349	1351		1354	1357
Vauxhall	a	1232	1235	1244	1247	1250		1256		1259	1302	1305	1314	1317	1320		1326	1329		1332	1335	1344	1347	1350		1356		1359	1402
<b>London Waterloo</b>	a	1237	1240	1249	1252	1255	1258	1301	1302	1306	1307	1310	1319	1322	1325	1328	1331	1336	1336	1337	1340	1349	1352	1355	1358	1401	1402	1406	1407

Notes					□	□						□	□									□	□						
<b>Surbiton</b>	d			1357		1408	1402		1416	1412			1427		1438	1432	1446		1442			1457		1508	1502		1516	1512	
Berrylands	d						1404						1427		1438	1434			1442			1457		1508	1504		1516	1512	
New Malden	d		1355				1407	1410				1425			1437		1440				1455			1507	1510				
Raynes Park	d	1349	1358		1404		1410	1413			1419	1428		1434		1440	1443		1449	1458		1504		1510	1513				1519
Wimbledon	d	1353	1402	1405	1408		1414	1417		1420	1423	1432	1435	1438		1444	1447	1450	1453	1502	1505	1508		1514	1517			1520	1523
Earlsfield	d	1357	1405	1408	1412		1417			1424	1427	1435	1438	1442		1447		1454	1457	1505	1508	1512		1517				1524	1527
Clapham Junction	a	1400	1409	1412	1415	1419	1421	1424	1427	1430	1439	1442	1445	1449	1451		1454	1457	1500	1509	1512	1515	1519	1521	1524	1527	1527	1530	
Vauxhall	a	1405	1414	1417	1420		1426	1429		1432	1435	1444	1447	1450		1456	1459	1502	1505	1514	1517	1520		1526	1529		1532	1535	
<b>London Waterloo</b>	a	1410	1419	1422	1425	1428	1431	1436	1436	1437	1440	1449	1452	1455	1458	1501	1504	1506	1507	1510	1519	1522	1525	1528	1531	1536	1536	1537	1540

Late night and weekend trains may be altered due to engineering works.

Please check at [southwesternrailway.com](http://southwesternrailway.com) before travelling.

For guide to notes and symbols see end of timetable.









# SUNDAY

# Surbiton and Wimbledon to London Waterloo (Complete service)

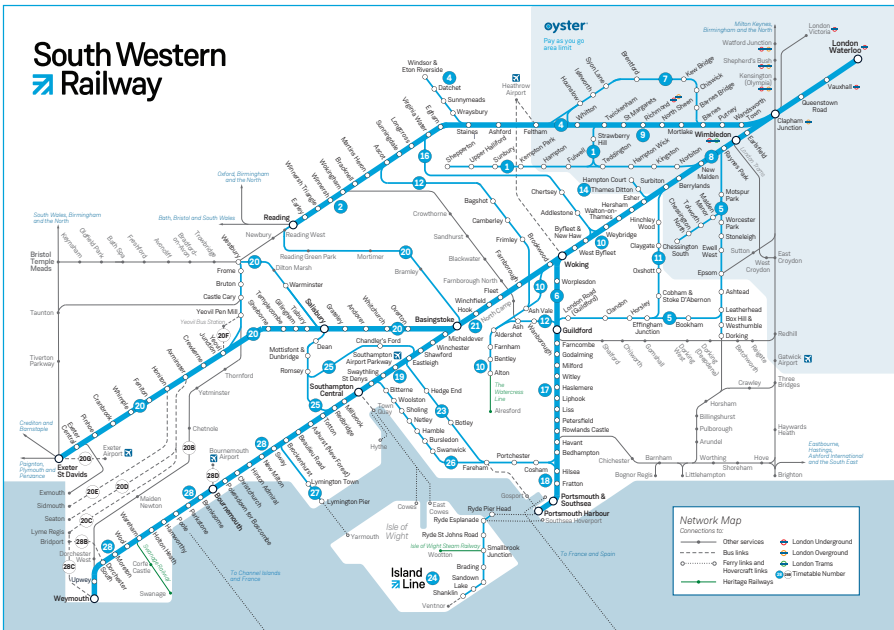
Notes		□				□								□										□							
<b>Surbiton</b>	d		2046	2043	2100		2110			2113			2125	2130			2146	2143	2200		2210		2213		2225	2230			2246	2300	
Berrylands	d			2045						2115							2145	2145				2215									
New Malden	d	2040		2048			2110			2118					2140		2148				2210	2218						2240			
Raynes Park	d	2043		2051		2108		2113	2121	2124		2138	2143			2151		2208		2213	2221	2224				2238	2243			2308	
Wimbledon	d	2047	2053	2055	2108	2112	2117	2117	2125	2128	2132	2138	2142	2147	2153	2155	2208	2212	2217	2217	2225	2228	2232	2238	2242	2247	2253	2308	2312		
Earlsfield	d	2050		2058	2111	2116		2120	2128	2131	2136	2141	2146	2151		2158	2211	2216		2220	2228	2231	2236	2241	2246	2250		2311	2316		
Clapham Junction	a	2054	2059	2102	2115	2119	2123	2124	2132	2135	2139	2145	2149	2155	2159	2202	2215	2219	2223	2224	2232	2235	2239	2245	2249	2254	2259	2315	2319		
Vauxhall	a	2059		2107	2120	2124		2129	2137	2140	2144	2150	2154	2200		2207	2220	2224		2229	2237	2240	2244	2250	2254	2259		2320	2324		
<b>London Waterloo</b>	a	2106	2110	2112	2125	2129	2134	2136	2142	2145	2149	2155	2201	2208	2210	2212	2225	2229	2234	2234	2242	2245	2249	2255	2259	2306	2311	2325	2329		

Notes		□								□																					
<b>Surbiton</b>	d	2310		2313		2324	2330			2346																					
Berrylands	d			2315																											
New Malden	d		2310	2318								2340																			
Raynes Park	d		2313	2321	2324			2338	2343																						
Wimbledon	d	2317	2317	2325	2328	2331	2338	2342	2347	2355	2359a	0005a																			
Earlsfield	d		2320	2328	2331	2335	2341	2346	2350																						
Clapham Junction	a	2323	2324	2332	2335	2338	2345	2349	2354	0001																					
Vauxhall	a		2329	2337	2340	2343	2351	2354	0003																						
<b>London Waterloo</b>	a	2334	2334	2342	2348	2352	2356	0002	0010	0011																					

Late night and weekend trains may be altered due to engineering works.  
Please check at [southwesternrailway.com](http://southwesternrailway.com) before travelling.

For guide to notes and symbols see end of timetable.

# South Western Railway



## Changing trains

Most journeys shown in this timetable are direct trains, shown in **bold type**. However, you may be able to make other journeys or reach your destination more quickly by changing trains. To help you find these alternative trains, we show them in *light italic type*. A letter against the time will show where you need to change trains – please check the ‘Notes’ section for an explanation of these letters.

Please allow plenty of time to change trains. At most stations you will need to allow at least five minutes. You will need longer at some stations, and this is shown in the ‘Station information’ table in this timetable. For example ⑩ means you should allow 10 minutes to change trains at this station.





# MONDAY TO FRIDAY

# London Waterloo to Wimbledon and Surbiton (Complete service)

Notes																													
<b>London Waterloo</b>	d	1017	1023	1020	1024	1027	1033	1042	1036	1042	1047	1053	1050	1054	1057	1103	1112	1106	1112	1117	1123	1120	1124	1127	1133	1142	1136	1142	1147
Vauxhall	d	1021		1024	1028	1031	1037		1040	1046	1051		1054	1058	1101	1107	1110	1116	1121	1124	1128	1131	1137			1140	1146	1151	
Clapham Junction	d	1026	1030u	1029	1033	1036	1042		1045	1051	1056	1100u	1059	1103	1106	1112	1119u	1115	1121	1126	1130u	1129	1133	1136	1142		1145	1151	1156
Earlsfield	d	1029		1032	1036	1039	1045		1048		1059		1102	1106	1109	1115		1118	1129		1132	1136	1139	1145			1148	1159	
Wimbledon	d	1033		1036	1040	1043	1049		1052	1058	1103		1106	1110	1115	1119		1122	1128	1133		1136	1140	1143	1150		1153	1158	1203
Raynes Park	d	1036a			1043a	1046			1055	1101	1106a			1113a	1118		1125	1131	1136a			1143a	1146			1156	1201	1206a	
New Malden	d					1049a			1058	1104a				1121a			1128	1134a					1149a			1159	1204a		
Berrylands	d								1100								1130										1201		
<b>Surbiton</b>	a		1040	1044			1057	1059	1105			1110	1114			1127	1129	1135			1140	1144			1158	1159	1206		

Notes																													
<b>London Waterloo</b>	d	1153	1150	1154	1157	1203	1212	1206	1212	1217	1223	1220	1224	1227	1233	1242	1236	1242	1247	1253	1250	1254	1257	1303	1312	1306	1312	1317	1323
Vauxhall	d		1154	1158	1201	1207		1210	1216	1221		1224	1228	1231	1237		1240	1246	1251		1254	1258	1301	1307		1310	1316	1321	
Clapham Junction	d	1200u	1159	1203	1206	1212	1219u	1215	1221	1226	1230u	1229	1233	1236	1242		1245	1251	1256	1300u	1259	1303	1306	1312	1319u	1315	1321	1326	1330u
Earlsfield	d		1202	1206	1209	1215		1218		1229		1232	1236	1239	1245		1248		1259		1302	1306	1309	1315		1318		1329	
Wimbledon	d		1206	1210	1213	1219		1222	1228	1233		1236	1240	1243	1249		1252	1258	1303		1306	1310	1313	1319		1322	1328	1333	
Raynes Park	d			1213a	1216			1225	1231	1236a			1243a	1246			1256	1301	1306a			1313a	1316			1325	1331	1336a	
New Malden	d				1219a			1228	1235a					1249a			1259	1304a				1319a				1328	1334a		
Berrylands	d							1230								1301										1330			
<b>Surbiton</b>	a	1210	1214			1227	1229	1235			1240	1244			1257	1259	1306			1310	1314			1327	1329	1335			1340

Notes																													
<b>London Waterloo</b>	d	1320	1324	1327	1333	1342	1336	1342	1347	1353	1350	1354	1357	1403	1412	1406	1412	1417	1423	1420	1424	1427	1433	1442	1436	1442	1447	1453	1450
Vauxhall	d	1324	1328	1331	1337		1340	1346	1351		1354	1358	1401	1407		1410	1416	1421		1424	1428	1431	1437		1440	1446	1451	1454	
Clapham Junction	d	1329	1333	1336	1342		1345	1351	1356	1400u	1359	1403	1406	1412	1419u	1415	1421	1426	1430u	1429	1433	1436	1442		1445	1451	1456	1500u	1459
Earlsfield	d	1332	1336	1339	1345		1348		1359		1402	1406	1409	1415		1418		1429		1432	1436	1439	1445		1448		1459	1502	
Wimbledon	d	1336	1340	1343	1349		1352	1359	1403		1406	1410	1413	1419		1423	1428	1433		1436	1440	1443	1449		1452	1458	1503	1506	
Raynes Park	d		1343a	1346			1355	1402	1406a			1413a	1416			1426	1431	1436a			1443a	1446			1455	1501	1506a		
New Malden	d			1349a			1358	1405a					1419a			1429	1434a					1449a			1458	1504a			
Berrylands	d						1400									1431									1500				
<b>Surbiton</b>	a	1344			1357	1359	1405			1410	1414			1427	1429	1436			1440	1444			1457	1459	1505			1510	1514

Late night and weekend trains may be altered due to engineering works.

Please check at [southwesternrailway.com](http://southwesternrailway.com) before travelling.

For guide to all other notes and symbols see end of timetable.

# MONDAY TO FRIDAY

# London Waterloo to Wimbledon and Surbiton (Complete service)

Notes				□				□					□				□				□				□				
<b>London Waterloo</b>	d	1454	1457	1503	1512	1506	1512	1517	1523	1520	1524	1527	1533	1542	1536	1542	1547	1553	1550	1554	1557	1603	1612	1606	1612	1617	1625	1620	1624
Vauxhall	d	1458	1501	1507		1510	1516	1521		1524	1528	1531	1537		1540	1546	1551		1554	1558	1601	1607		1610	1616	1621		1624	1628
Clapham Junction	d	1503	1506	1512	1519u	1515	1521	1526	1531u	1529	1533	1536	1542		1545	1551	1556	1600u	1559	1603	1606	1612	1619u	1615	1621	1626		1629	1633
Earlsfield	d	1506	1509	1515		1518		1529		1532	1536	1539	1545		1548	1554	1559		1602	1606	1609	1615		1618	1624	1629		1632	1636
Wimbledon	d	1510	1513	1519		1522	1529	1533		1536	1540	1543	1549		1552	1558	1603		1606	1610	1613	1619		1622	1628	1633		1636	1640
Raynes Park	d	1513a	1516			1525	1532	1536a			1543a	1546			1555	1601	1606a			1613a	1616			1625	1631	1636a		1643a	
New Malden	d		1519a			1528	1535a				1549a				1558	1604a				1619a				1628	1634a				
Berrylands	d					1530									1600									1630					
<b>Surbiton</b>	a			1527	1529	1535			1541	1544			1557	1559	1605			1610	1614			1627	1629	1635			1640	1644	

Notes			□			★	★	★	★	★	★	★	★	★	★	★	□	★	★	★	★	★	★	★	★	★	★	□	★
<b>London Waterloo</b>	d	1627	1633	1642	1636	1642	1647	1650	1654	1657	1702	1703	1706	1712	1717	1720	1724	1727	1732	1733	1736	1739	1742	1747	1750	1754	1757	1802	1803
Vauxhall	d	1631	1637		1640	1646	1651	1654	1658	1701		1707	1710	1716	1721	1724	1728	1731		1737	1740	1744	1747	1751	1754	1758	1801		1807
Clapham Junction	d	1636	1642		1645	1651	1656	1659	1703	1706		1712	1715	1721	1726	1729	1733	1736		1742	1745	1749	1752	1756	1759	1803	1806		1812
Earlsfield	d	1639	1645		1648	1654	1659	1702	1706	1709		1715	1718	1724	1729	1732	1736	1739		1745	1748		1755	1759	1802	1806	1809		1815
Wimbledon	d	1643	1649		1652	1658	1703	1706	1710	1713		1719	1722	1728	1733	1736	1740	1743		1749	1752	1756a	1759	1803	1806	1810	1813		1819
Raynes Park	d	1646			1655	1701	1706a		1713a	1716			1725	1731	1737a		1743a	1746			1755		1802	1807a		1814a	1816		
New Malden	d	1649a			1658	1704a			1719a			1728	1734a				1749a			1758		1805a			1819a				
Berrylands	d				1700							1730								1800									
<b>Surbiton</b>	a		1657	1659	1705			1714			1717	1727	1735			1744			1747	1757	1805			1813			1817	1827	

Notes	★	★	★	★	□	★	★	★	★	★	★	★	★	★	★	□		□		□								□	
<b>London Waterloo</b>	d	1806	1809	1812	1817	1825	1820	1824	1827	1833	1836	1842	1847	1853	1850	1854	1857	1903	1912	1906	1912	1917	1923	1920	1924	1927	1933	1942	1936
Vauxhall	d	1810	1813	1816	1821		1824	1828	1831	1837	1841	1847	1851		1854	1858	1901	1907		1910	1916	1921		1924	1928	1931	1937		1940
Clapham Junction	d	1815	1818	1821	1826	1832u	1829	1833	1836	1842	1846	1852	1856	1900u	1859	1903	1906	1912	1919u	1915	1921	1926	1931u	1929	1933	1936	1942	1949u	1945
Earlsfield	d	1818		1824	1829		1832	1836	1839	1845	1849	1855	1859		1902	1906	1909	1915		1918	1924	1929		1932	1936	1939	1945		1948
Wimbledon	d	1822	1825a	1828	1833		1836	1840	1843	1849		1853	1859	1903	1906	1910	1913	1919		1922	1928	1933		1936	1940	1943	1949		1952
Raynes Park	d	1825		1831	1837a			1843a	1846		1856	1902	1906a		1913a	1916				1925	1931	1936a			1943a	1946		1955	
New Malden	d	1828		1834a				1849a			1859	1905a				1919a				1928	1934a					1949a		1958	
Berrylands	d	1830									1901									1930								2000	
<b>Surbiton</b>	a	1835				1842	1844			1857	1906			1910	1913			1927	1929	1935			1941	1944			1957	1959	2005

Late night and weekend trains may be altered due to engineering works. Please check at [southwesternrailway.com](http://southwesternrailway.com) before travelling.

★ Passengers travelling with cycles may not join or leave services at stations with train times shown in blue. For guide to all other notes and symbols see end of timetable.

# MONDAY TO FRIDAY

# London Waterloo to Wimbledon and Surbiton (Complete service)

Notes										□					□												□			
<b>London Waterloo</b>	d	1942	1947	1950	1954	1957	2003	2006	2012	2017	2023	2020	2024	2027	2033	2042	2036	2042	2047	2053	2056	2058	2103	2106	2112	2117	2123	2120	2124	
Vauxhall	d	1946	1951	1954	1958	2001	2007	2010	2016	2021		2024	2028	2031	2037		2040	2046	2051	2057	2100	2103	2107	2110	2116	2121	2124	2128		
Clapham Junction	d	1951	1956	1959	2003	2006	2012	2015	2021	2026	2030u	2029	2033	2036	2042	2049u	2045	2051	2056	2102	2105	2108	2112	2115	2121	2126	2130u	2129	2133	
Earlsfield	d		1959	2002	2006	2009	2015	2018		2026	2029	2032	2036	2039	2045		2048		2059	2105	2108	2111	2115	2118		2129		2132	2136	
Wimbledon	d	1958	2003	2006	2010	2013	2019	2022	2028	2033		2036	2040	2043	2049		2052	2058	2103	2109	2112	2115	2119	2122	2128	2133		2136	2140	
Raynes Park	d	2001	2006a		2013a	2016		2025	2031	2036a		2043a	2046				2055	2101	2107a		2115a	2118		2125	2131	2136a		2143a		
New Malden	d	2004a			2019a			2028	2034a				2049a				2058	2104a			2121a		2128	2134a						
Berrylands	d							2030									2100							2130						
<b>Surbiton</b>	a			2014			2027	2035			2040	2044			2057	2059	2105			2117			2127	2135			2140	2144		

Notes			□											□						□										
<b>London Waterloo</b>	d	2127	2133	2142	2136	2142	2147	2150	2154	2157	2203	2206	2212	2217	2223	2220	2224	2227	2233	2242	2236	2242	2253	2250	2254	2257	2300	2303	2306	
Vauxhall	d	2131	2137		2140	2146	2151	2154	2158	2201	2207	2210	2216	2221		2224	2228	2231	2237		2240	2246		2254	2258	2301	2304	2307	2310	
Clapham Junction	d	2136	2142	2149u	2145	2151	2156	2159	2203	2206	2212	2215	2221	2226	2230u	2229	2233	2236	2242	2249u	2245	2251	2300u	2259	2303	2306	2309	2312	2315	
Earlsfield	d	2139	2145		2148		2159	2202	2206	2209	2215	2218		2229		2232	2236	2239	2245		2248			2302	2306	2309	2312	2315	2318	
Wimbledon	d	2143	2149		2152	2158	2203	2206	2210	2213	2219	2222	2228	2233		2236	2240	2243	2249		2252	2259		2306	2310	2313	2316	2319	2322	
Raynes Park	d	2146			2155	2201	2206a		2213a	2216		2225	2231	2236a			2243a	2246			2255	2302			2313a	2316	2320a		2325	
New Malden	d	2149a			2158	2204a			2219a			2228	2234a			2249a					2258	2304a				2319a			2328	
Berrylands	d				2200							2230									2300								2330	
<b>Surbiton</b>	a		2157	2159	2205			2214			2227	2235			2240	2244				2257	2259	2305		2310	2314			2327	2335	

Notes	FX	□	□		FO	FO	□ FO	FO	FX	FO	□ FX	□ FO		FO	FX	SO	SX		□ SO	SO	SO	SO	SO	SO	□ SO			
<b>London Waterloo</b>	d	2310	2312	2313	2323	2320	2324	2327	2333	2342	2336	2342	2342	2346	2348	2356	2350	2353	2357	0003	0009	0012	0014	0020	0025	0037	0042	0105
Vauxhall	d	2314		2317	2324	2328	2331	2337		2340	2346	2346	2350		2354	2357	0001	0007	0013	0016		0024	0029	0041	0046	0109		
Clapham Junction	d	2319	2319u	2322	2330u	2329	2333	2336	2342	2350u	2345	2351	2351	2355	2355u	0003u	2359	0002	0006	0012	0018	0021	0021u	0031	0036	0046	0051	0115
Earlsfield	d	2322			2332	2336	2339	2345		2348	2354	2354	2358		0002	0005	0009	0015	0021	0024		0034	0039	0050s				
Wimbledon	d	2326		2329	2336	2340	2343	2349		2352	2358	2358	0002		0006	0009	0013	0019	0025	0028		0038	0043	0056	0101	0120s		
Raynes Park	d	2329a		2332		2343a	2346			2355	0001	0001a	0005a			0012a	0016			0031			0046a	0059	0104			
New Malden	d			2335a			2349a			2358	0004a					0019a			0034a					0102	0108a			
Berrylands	d									0001														0104s				
<b>Surbiton</b>	a		2337		2341	2344			2357	2359	0005			0005	0013	0014				0027	0032		0032	0045		0109		0128

Late night and weekend trains may be altered due to engineering works.  
Please check at [southwesternrailway.com](http://southwesternrailway.com) before travelling.

For guide to all other notes and symbols see end of timetable.

## SATURDAY

## London Waterloo to Wimbledon and Surbiton (Complete service)

Notes			□									□								□									
<b>London Waterloo</b>	d	0512	0520	0530		0550		0603	0612	0617		0627	0633	0642	0636	0642	0647	0650	0654	0657	0703	0712	0706	0712	0717	0723	0720	0724	0727
Vauxhall	d	0516	0524			0554		0607	0616	0621		0631	0637		0640	0646	0651	0654	0658	0701	0707		0710	0716	0721	0724	0728	0731	
Clapham Junction	d	0521	0529	0537u		0559		0612	0621	0626		0636	0642	0649u	0645	0651	0656	0659	0703	0706	0712	0720u	0715	0721	0726	0731u	0729	0733	0736
Earlsfield	d	0524	0532			0602		0615	0625	0629		0639	0645		0648		0659	0702	0706	0709	0715		0718	0729	0732	0736	0739		
Wimbledon	d	0528	0536	0543	0603	0606	0613	0619	0628	0633	0639	0643	0649		0652	0658	0703	0706	0710	0713	0719		0722	0728	0733		0736	0740	0743
Raynes Park	d	0531			0607a		0616	0622	0631	0636a	0643a	0646			0655	0701	0706a		0713a	0716			0725	0731	0736a		0743a	0746	
New Malden	d	0534a				0619a	0625	0634a		0649a					0658	0704a			0719a				0728	0734a				0749a	
Berrylands	d						0627								0700								0730						
<b>Surbiton</b>	a		0544	0550		0614		0631				0657	0659	0704			0714				0727	0730	0735			0741	0744		

Notes		□			□					□				□						□									
<b>London Waterloo</b>	d	0733	0742	0736	0742	0747	0754	0750	0754	0757	0803	0812	0806	0812	0817	0824	0820	0824	0827	0833	0842	0836	0842	0847	0854	0850	0854	0857	0903
Vauxhall	d	0737		0740	0746	0751		0754	0758	0801	0807		0810	0816	0821		0824	0828	0831	0837		0840	0846	0851	0854	0858	0901	0907	
Clapham Junction	d	0742		0745	0751	0756	0801u	0759	0803	0806	0812	0819u	0815	0821	0826	0831u	0829	0833	0836	0842		0845	0851	0856	0901u	0859	0903	0906	0912
Earlsfield	d	0745		0748	0759		0802	0806	0810	0815		0818	0829		0832	0836	0839	0845		0848		0859		0902	0906	0909	0915		
Wimbledon	d	0749		0752	0758	0803		0806	0810	0814	0819		0822	0828	0833		0836	0840	0843	0849		0852	0858	0903		0906	0910	0913	0919
Raynes Park	d			0755	0801	0806a			0813a	0817		0825	0831	0836a			0843a	0846				0855	0901	0906a		0913a	0916		
New Malden	d			0758	0804a				0819a			0828	0834a				0849a					0858	0904a				0919a		
Berrylands	d			0800								0830										0900							
<b>Surbiton</b>	a	0757	0759	0805		0811	0814			0827	0829	0835			0841	0844				0857	0859	0905			0911	0914			0927

Notes		□			□					□				□						□									
<b>London Waterloo</b>	d	0912	0906	0912	0917	0924	0920	0924	0927	0933	0942	0936	0942	0947	0954	0950	0954	0957	1003	1012	1006	1012	1017	1024	1020	1024	1027	1033	1042
Vauxhall	d		0910	0916	0921		0924	0928	0931	0937		0940	0946	0951		0954	0958	1001	1007		1010	1016	1021		1024	1028	1031	1037	
Clapham Junction	d	0919u	0915	0921	0926	0931u	0929	0933	0936	0942		0945	0951	0956	1001u	0959	1003	1006	1012	1019u	1015	1021	1026	1031u	1029	1033	1036	1042	
Earlsfield	d		0918		0929		0932	0936	0939	0945		0948		0959		1002	1006	1009	1015		1018		1029		1032	1036	1039	1045	
Wimbledon	d		0922	0928	0933		0936	0940	0943	0949		0952	0958	1003		1006	1010	1013	1019		1022	1028	1033		1036	1040	1043	1049	
Raynes Park	d		0925	0931	0936a			0943a	0946			0955	1001	1006a			1013a	1016			1025	1031	1036a			1043a	1046		
New Malden	d		0928	0934a				0949a				0958	1004a					1019a			1028	1034a					1049a		
Berrylands	d		0930									1000									1030								
<b>Surbiton</b>	a	0929	0935			0941	0944			0957	0959	1005			1011	1014			1027	1029	1035			1041	1044			1057	1059

Late night and weekend trains may be altered due to engineering works.

Please check at [southwesternrailway.com](http://southwesternrailway.com) before travelling.

For guide to notes and symbols see end of timetable.

## SATURDAY

## London Waterloo to Wimbledon and Surbiton (Complete service)

Notes				□				□				□				□			□				□			□			
<b>London Waterloo</b>	d	1036	1042	1047	1054	1050	1054	1057	1103	1112	1106	1112	1117	1124	1120	1124	1127	1133	1142	1136	1142	1147	1154	1150	1154	1157	1203	1212	1206
Vauxhall	d	1040	1046	1051		1054	1058	1101	1107		1110	1116	1121		1124	1128	1131	1137		1140	1146	1151	1154	1158	1201	1207	1210	1210	
Clapham Junction	d	1045	1051	1056	1101u	1059	1103	1106	1112	1119u	1115	1121	1126	1132u	1129	1133	1136	1142		1145	1151	1156	1201u	1159	1203	1206	1212	1219u	1215
Earlsfield	d	1048		1059		1102	1106	1109	1115		1118	1129			1132	1136	1139	1145		1148	1159		1202	1206	1209	1215	1218	1218	
Wimbledon	d	1052	1058	1103		1106	1110	1113	1119		1122	1128	1133		1136	1140	1143	1151		1155	1158	1203	1206	1210	1213	1219	1222	1222	
Raynes Park	d	1055	1101	1106a			1113a	1116			1125	1131	1136a		1143a	1146			1158	1201	1206a			1213a	1216	1225	1225		
New Malden	d	1058	1104a					1119a			1128	1134a			1149a				1200	1204a				1219a	1228	1228	1228		
Berrylands	d	1100									1130								1203						1230	1230	1230		
<b>Surbiton</b>	a	1105			1111	1114			1127	1129	1135			1142	1144			1158	1159	1207			1211	1214		1227	1230	1235	

Notes			□					□				□				□			□				□			□			
<b>London Waterloo</b>	d	1212	1217	1224	1220	1224	1227	1233	1242	1236	1242	1247	1254	1250	1254	1257	1303	1312	1306	1312	1317	1324	1320	1324	1327	1333	1342	1336	1342
Vauxhall	d	1216	1221		1224	1228	1231	1237		1240	1246	1251		1254	1258	1301	1307		1310	1316	1321	1324	1328	1331	1337	1342	1340	1346	1342
Clapham Junction	d	1221	1226	1232u	1229	1233	1236	1242		1245	1251	1256	1301u	1259	1303	1306	1312	1319u	1315	1321	1326	1331u	1329	1333	1336	1342	1345	1351	1351
Earlsfield	d		1229		1232	1236	1239	1245		1248		1259		1302	1306	1309	1315		1318		1329		1332	1336	1339	1345	1348	1348	
Wimbledon	d	1228	1233		1236	1240	1243	1249		1252	1258	1303		1306	1310	1313	1319		1322	1328	1333		1336	1340	1343	1349	1352	1358	
Raynes Park	d	1231	1236a			1243a	1246			1255	1301	1306a		1313a	1316			1325	1332	1336a			1343a	1346		1355	1401		
New Malden	d	1234a					1249a			1258	1304a			1319a				1328	1335a					1349a		1358	1404a		
Berrylands	d									1300								1330								1400	1400		
<b>Surbiton</b>	a			1242	1244			1257	1259	1305			1311	1314			1327	1329	1335			1341	1344			1357	1359	1405	

Notes		□						□				□				□			□				□			□			
<b>London Waterloo</b>	d	1347	1354	1350	1354	1357	1403	1412	1406	1412	1417	1424	1420	1424	1427	1433	1442	1436	1442	1447	1454	1450	1454	1457	1503	1512	1506	1512	1517
Vauxhall	d	1351		1354	1358	1401	1407		1410	1416	1421		1424	1428	1431	1437		1440	1446	1451		1454	1458	1501	1507	1512	1510	1516	1521
Clapham Junction	d	1356	1401u	1359	1403	1406	1412	1419u	1415	1421	1426	1431u	1429	1433	1436	1442		1445	1451	1456	1501u	1459	1503	1506	1512	1519u	1515	1521	1526
Earlsfield	d	1359		1402	1406	1409	1415		1418		1429		1432	1436	1439	1445		1448		1459		1502	1506	1509	1515	1518	1521	1529	
Wimbledon	d	1403		1406	1410	1413	1419		1422	1428	1433		1436	1440	1443	1449		1452	1458	1503		1506	1510	1513	1519		1522	1528	1533
Raynes Park	d	1406a			1413a	1416			1425	1431	1436a			1443a	1446			1455	1501	1506a			1513a	1516		1525	1531	1536a	
New Malden	d					1419a			1428	1434a				1449a			1458	1504a					1519a			1528	1534a		
Berrylands	d								1430								1500									1530	1530		
<b>Surbiton</b>	a		1411	1414			1427	1429	1435			1441	1444			1457	1459	1505			1511	1514			1527	1529	1535		

Late night and weekend trains may be altered due to engineering works.

Please check at [southwesternrailway.com](http://southwesternrailway.com) before travelling.

For guide to notes and symbols see end of timetable.

## SATURDAY

## London Waterloo to Wimbledon and Surbiton (Complete service)

Notes																													
<b>London Waterloo</b>	d	1524	1520	1524	1527	1533	1542	1536	1542	1547	1554	1550	1554	1557	1603	1612	1606	1612	1617	1624	1620	1624	1627	1633	1642	1636	1642	1647	1654
Vauxhall	d		1524	1528	1531	1537		1540	1546	1551		1554	1558	1601	1607		1610	1616	1621		1624	1628	1631	1637		1640	1646	1651	
Clapham Junction	d	1531u	1529	1533	1536	1542		1545	1551	1556	1601u	1559	1603	1606	1612	1619u	1615	1621	1626	1631u	1629	1633	1636	1642		1645	1651	1656	1701u
Earlsfield	d		1532	1536	1539	1545		1548		1559		1602	1606	1609	1615		1618		1629		1632	1636	1639	1645		1648		1659	
Wimbledon	d		1536	1540	1543	1549		1552	1558	1603		1606	1610	1613	1619		1622	1628	1633		1636	1640	1643	1649		1652	1658	1703	
Raynes Park	d			1543a	1546			1555	1601	1606a			1613a	1616			1625	1631	1636a		1643a	1646			1655	1701	1706a		
New Malden	d				1549a			1558	1604a				1619a				1628	1634a				1649a			1658	1704a			
Berrylands	d							1600									1630								1700				
<b>Surbiton</b>	a	1541	1544			1557	1559	1605			1611	1614			1627	1629	1635			1641	1644			1657	1659	1705			1711

Notes																													
<b>London Waterloo</b>	d	1650	1654	1657	1703	1712	1706	1712	1717	1724	1720	1724	1727	1733	1742	1736	1742	1747	1754	1750	1754	1757	1803	1812	1806	1812	1817	1824	1820
Vauxhall	d	1654	1658	1701	1707		1710	1716	1721		1724	1728	1731	1737		1740	1746	1751		1754	1758	1801	1807		1810	1816	1821	1824	1824
Clapham Junction	d	1659	1703	1706	1712	1719u	1715	1721	1726	1731u	1729	1733	1736	1742		1745	1751	1756	1801u	1759	1803	1806	1812	1819u	1815	1821	1826	1831u	1829
Earlsfield	d	1702	1706	1710	1715		1718		1729		1732	1736	1739	1745		1748		1759		1802	1806	1809	1815		1818		1829	1832	
Wimbledon	d	1706	1710	1714	1719		1722	1728	1733		1736	1740	1743	1749		1752	1758	1803		1806	1810	1813	1819		1822	1828	1833	1836	
Raynes Park	d		1713a	1717			1725	1731	1736a			1743a	1746			1755	1801	1806a			1813a	1816			1825	1831	1836a		
New Malden	d			1719a			1728	1734a				1749a				1758	1804a					1819a			1828	1834a			
Berrylands	d						1730								1800									1830					
<b>Surbiton</b>	a	1713			1727	1729	1735			1741	1744			1757	1759	1805			1811	1814			1827	1829	1835			1841	1844

Notes																													
<b>London Waterloo</b>	d	1824	1827	1833	1842	1836	1842	1847	1854	1850	1854	1857	1903	1912	1906	1912	1917	1924	1920	1924	1927	1933	1942	1936	1942	1947	1954	1950	1954
Vauxhall	d	1828	1831	1837		1840	1846	1851		1854	1858	1901	1907		1910	1916	1921		1924	1928	1931	1937		1940	1946	1951	1954	1958	
Clapham Junction	d	1833	1836	1842		1845	1851	1856	1901u	1859	1903	1906	1912	1919u	1915	1921	1926	1931u	1929	1933	1936	1942		1945	1951	1956	2001u	1959	2003
Earlsfield	d	1836	1839	1845		1848		1859		1902	1906	1909	1915	1918		1929			1932	1936	1939	1945		1948		1959		2002	2006
Wimbledon	d	1840	1843	1849		1852	1858	1903		1906	1910	1913	1919		1922	1928	1933		1936	1940	1943	1949		1952	1958	2003		2006	2010
Raynes Park	d	1843a	1846			1855	1901	1906a			1913a	1916			1925	1931	1936a			1943a	1946			1955	2001	2006a			2013a
New Malden	d		1849a			1858	1904a				1919a				1928	1934a					1949a			1958	2004a				
Berrylands	d					1900									1930								2000						
<b>Surbiton</b>	a			1857	1859	1905			1911	1913			1927	1929	1935			1941	1944			1957	1959	2005			2011	2014	

Late night and weekend trains may be altered due to engineering works.

Please check at [southwesternrailway.com](http://southwesternrailway.com) before travelling.

For guide to notes and symbols see end of timetable.

## SATURDAY

## London Waterloo to Wimbledon and Surbiton (Complete service)

Notes			□				□					□							□										
<b>London Waterloo</b>	d	1957	2003	2012	2006	2012	2017	2024	2020	2024	2027	2033	2042	2036	2042	2047	2054	2050	2054	2057	2103	2112	2106	2112	2117	2124	2120	2124	2127
Vauxhall	d	2001	2007		2010	2016	2021		2024	2028	2031	2037		2040	2046	2051	2054	2058	2101	2107	2110	2116	2121	2126	2131	2124	2128	2131	
Clapham Junction	d	2006	2012	2019u	2015	2021	2026	2031u	2029	2033	2036	2042		2045	2051	2056	2101u	2059	2103	2106	2112	2119u	2115	2121	2126	2131u	2129	2133	2136
Earlsfield	d	2009	2015		2018	2021	2029		2032	2036	2039	2045		2048	2059	2102	2106	2109	2115	2118		2129	2118	2129	2132	2136	2139		
Wimbledon	d	2013	2019		2022	2029	2033		2036	2040	2043	2049		2052	2058	2103	2106	2110	2113	2119		2122	2128	2133		2136	2140	2143	
Raynes Park	d	2016			2025	2032	2036a			2043a	2046			2055	2101	2106a		2113a	2116		2125	2131	2136a			2143a	2146		
New Malden	d	2019a			2028	2035a				2049a				2058	2104a			2119a			2128	2134a					2149a		
Berrylands	d				2030									2100							2130								
<b>Surbiton</b>	a		2027	2029	2035			2041	2044			2057	2059	2105			2111	2114		2127	2129	2135			2141	2144			

Notes			□				□					□							□										
<b>London Waterloo</b>	d	2133	2142	2136	2142	2147	2154	2150	2154	2157	2203	2212	2206	2212	2217	2224	2220	2224	2227	2233	2242	2236	2242	2254	2250	2254	2257	2300	2303
Vauxhall	d	2137		2140	2146	2151	2154	2158	2201	2207		2210	2216	2221	2224	2224	2228	2231	2237	2242	2240	2246		2254	2258	2301	2304	2307	
Clapham Junction	d	2142		2145	2151	2156	2201u	2159	2203	2206	2212	2219u	2215	2221	2226	2231u	2229	2233	2236	2242	2249u	2245	2251	2301u	2259	2303	2306	2309	2312
Earlsfield	d	2145		2148	2159	2202	2206	2209	2215	2218	2229		2228	2229	2232	2236	2239	2245	2248		2248			2302	2306	2309	2312	2315	
Wimbledon	d	2149		2152	2158	2203	2206	2210	2213	2219		2222	2229	2233	2236	2240	2243	2249		2252	2258		2306	2310	2313	2316	2319		
Raynes Park	d			2155	2201	2206a		2213a	2216		2225	2232	2236a		2243a	2246		2248	2255	2301			2313a	2316	2319a				
New Malden	d			2158	2204a			2219a			2228	2234a		2234a		2249a		2249a		2258	2304a			2319a					
Berrylands	d			2200							2228	2234a		2234a		2249a		2249a		2258	2304a			2319a					
<b>Surbiton</b>	a	2157	2159	2204			2211	2214			2227	2229	2235			2241	2244		2257	2259	2304		2311	2314			2327		

Notes			□				□					□							□										
<b>London Waterloo</b>	d	2306	2312	2312	2324	2320	2324	2327	2333	2342	2336	2342	2345	2355	2350	2353	2357	0003	0012	0014	0020	0025	0037	0042	0105	0142			
Vauxhall	d	2310		2316	2324	2328	2331	2337		2340	2346	2350	2354	2357	0001	0007	0016		0014	0024	0029	0042	0047	0109	0146				
Clapham Junction	d	2315	2319u	2321	2331u	2329	2333	2336	2342	2349u	2345	2351	2355	0002u	2359	0002	0006	0012	0021	0021u	0029	0036	0049	0054	0115	0153			
Earlsfield	d	2318			2332	2336	2339	2345		2348		2358		0002	0005	0009	0015	0024		0032	0039	0052s							
Wimbledon	d	2322		2328	2336	2340	2343	2349		2352	2358	0002	0006	0009	0013	0019	0028		0036	0043	0058	0101	0127s	0159					
Raynes Park	d	2325		2331		2344a	2346			2355	0001	0005a		0012a	0016	0019	0031		0046a	0101	0104		0202						
New Malden	d	2328		2334a		2349a				2358	0004a				0019a		0034a			0104	0107a		0204a						
Berrylands	d	2330								0001										0106s									
<b>Surbiton</b>	a	2335	2337		2341	2344			2357	2359	0005			0012	0014			0027		0032	0043		0110		0135				

Late night and weekend trains may be altered due to engineering works.

Please check at [southwesternrailway.com](http://southwesternrailway.com) before travelling.

For guide to notes and symbols see end of timetable.







# SUNDAY

## London Waterloo to Wimbledon and Surbiton (Complete service)

Notes			□					□							□														
<b>London Waterloo</b>	d	2027	2032	2037	2040	2048	2057	2102	2107	2106	2110	2118	2121	2132	2137	2140	2148	2157	2202	2207	2206	2210	2218	2221	2232	2237	2240	2248	2251
Vauxhall	d	2031	2036		2044	2052	2101	2106		2110	2114	2122	2125	2136		2144	2152	2201	2206		2210	2214	2222	2225	2236		2244	2252	2255
Clapham Junction	d	2036	2041	2046	2049	2057	2106	2111	2116	2115	2119	2127	2130	2141	2146	2149	2157	2206	2211	2216	2215	2219	2227	2230	2241	2246	2249	2257	2300
Earlsfield	d	2039	2044		2052	2100	2109	2114		2118	2122	2130	2133	2144		2152	2200	2209	2214		2219	2222	2230	2233	2244		2252	2300	2303
Wimbledon	d	2043	2048	2053	2056	2104	2113	2118	2122	2122	2126	2134	2137	2148	2154	2156	2204	2213	2218	2222	2223	2226	2234	2237	2248	2253	2256	2304	2307
Raynes Park	d	2046	2052a			2107	2116	2121a				2137	2140a	2152a			2207	2216	2221a				2237	2240a	2252a			2307	2310a
New Malden	d	2049				2110a	2119					2140a				2210a	2219					2240a						2310a	
Berrylands	d	2051					2121										2221												
<b>Surbiton</b>	a	2056		2100	2104		2126		2129	2130	2135				2201	2204			2226		2229	2230	2235			2300	2304		

Notes			□					□																					
<b>London Waterloo</b>	d	2257	2302	2307	2306	2310	2318	2332	2340	0001	0012																		
Vauxhall	d	2301	2306		2310	2314	2322	2336	2344	0004	0016																		
Clapham Junction	d	2306	2311	2316	2315	2319	2327	2341	2349	0009	0021																		
Earlsfield	d	2309	2314		2318	2322	2330	2344	2352	0012																			
Wimbledon	d	2313	2318	2322	2322	2326	2334	2348	2356	0016	0027																		
Raynes Park	d	2316	2321a				2337	2352a		0019	0030																		
New Malden	d	2319					2340a			0022	0032a																		
Berrylands	d	2321								0025																			
<b>Surbiton</b>	a	2326		2329	2330	2335			0004	0029																			

Late night and weekend trains may be altered due to engineering works.  
Please check at [southwesternrailway.com](http://southwesternrailway.com) before travelling.

For guide to notes and symbols see end of timetable.

## GUIDE TO NOTES AND SYMBOLS


- FX** Service does not run on Friday.
- FO** Service runs on Friday only.
- SX** Service does not run on Saturday morning.
- SO** Service runs on Saturday morning only.
- a Arrival time.
- d Departure time.
- s Stops to let passengers leave the train only.
- u Stops to let passengers join the train only.
- 1** First class accommodation available.

All services in this timetable are operated by South Western Railway.

 Interchange for London Underground services. Visit [tfl.gov.uk](http://tfl.gov.uk) for details.

 Car Park.

 Interchange for London Trams service to Croydon. Visit [tfl.gov.uk](http://tfl.gov.uk) for details.

 Minimum connection time where different from the standard five minutes.

### Travelling after midnight?

Trains which run after midnight are shown at the end of the day.

★ Passengers travelling with cycles may not join or leave services at stations with train times shown in blue.











### Cycles on trains - Monday to Friday

At peak times the following restrictions apply in the area bounded by Reading, Hook, Alton, Guildford and Dorking.

Passengers travelling with cycles may not join or leave services timed to arrive at London Waterloo between 0715 and 1000 inclusive or timed to depart from London Waterloo between 1645 and 1900 inclusive.

## STATION INFORMATION

See notes for explanation of symbols.

<b>Surbiton</b>			
<b>Berrylands</b>			
<b>New Malden</b>			
<b>Raynes Park</b>			
<b>Wimbledon</b>			
<b>Earlsfield</b>			
<b>Clapham Junction</b>			
<b>Vauxhall</b>			
<b>London Waterloo</b>			

Visit us at [southwesternrailway.com](https://southwesternrailway.com)

- Buying tickets online
- Live train information
- Train times
- Special offers and days out
- Plan your journey
- Latest news

## Customer Service Centre

**0345 6000 650**

Monday to Friday 0800 - 2000

Saturday 0900 - 1800

Sunday 0900 - 1600

Our UK based team are available for:

- Comments and suggestions

## Assisted Travel

**0800 5282 100**

**Text relay 18001 0800 5282 100**

A freephone service open 24 hours for older and disabled customers.

We recommend booking assistance **2 hours in advance**.

## National Rail Enquiries

**03457 48 49 50**

Train times, fares and rail information.

## Free travel alerts

[southwesternrailway.com/alerts](https://southwesternrailway.com/alerts)

Keeping our registered customers up-to-date with their service running information, delays and alterations.

## Twitter [@SW\\_Help](https://twitter.com/SW_Help)

Follow South Western Railway on Twitter and be the first to know what's happening on our network.

## Facebook [Facebook.com/SWRailway](https://Facebook.com/SWRailway)

Providing South Western Railway network information and details of our latest offers.

First MTR South Western Trains Limited (trading as South Western Railway) accepts no liability for any inaccuracy in the information contained in this timetable which is subject to alteration.

First MTR South Western Trains Limited. Registered in England and Wales 07900320.

Registered office: 8th Floor, The Point, 37 North Wharf Road, London W2 1AF.

A First and MTR company.

**South Western**  
 **Railway**

PTT08 09 2024



Please Recycle