

10

Basingstoke, Alton and Aldershot to London Waterloo



Train times

22 September to 14 December 2024

Your timetable

This timetable shows services between **Basingstoke, Alton, Aldershot, Woking and London Waterloo including connections between Guildford and Woking.**

For services between Woking and London Waterloo including main line services, please see timetable 6.

For fast services between Basingstoke, Woking and London Waterloo, please see timetable 21.

The following mini-guides are available to download for routes covered by this timetable.

- **Ash Vale to Farnham** - number 51

Buy a ticket before you board

You need to buy a valid ticket before you get on your train. We know that most of our passengers do this before travelling, and we have a duty to those passengers to make sure no-one travels without paying. This is why we run a penalty fares scheme across most of our network.

If you travel without a valid ticket to or from a station within the penalty fares area, you may have to pay a penalty fare. A Penalty Fare is £100 plus the price of the full single fare applicable for your intended journey. However, if it is paid within 21 days, the Penalty Fare is reduced to £50 plus the price of the single fare applicable.

We have a policy to, wherever possible, prosecute everyone who deliberately avoids paying.

Changes to train times

Network Rail need to do engineering work to maintain and improve the rail network. They do a lot of this work at weekends and during holiday periods, but they also need to do some work overnight during the week.

If we need to close rail lines so Network Rail can carry out work, buses will replace train services. We may also have to alter train services over a wider area.

Please check for any changes to train times before travelling at weekends, late in the evening or early in the morning.

Look for the 'Changes to train times' posters at stations, or visit our website at **southwesternrailway.com**.

Travel with Confidence

So that you can travel with confidence, we are ventilating trains to refresh air, improving information about journeys and trains, and extensively cleaning trains and stations.

No-smoking policy

For the comfort of all our customers, smoking and using e-cigarettes is not allowed on any part of our trains or stations.

You can smoke outside the station entrance or in our car parks.

Cycles on trains

The services in this timetable have limited room for cycles, so we have had to apply some restrictions. The ★ symbol, with train times printed in **blue**, shows which trains have restrictions. These restrictions are explained in the 'Guide to notes and symbols' section.

We will carry folding cycles on any train, as long as they can be folded small enough to be carried safely in the luggage rack. Cycles are not allowed on buses that replace trains during engineering work.

Automated Delay Repay

We have introduced a new Automated Delay Repay (ADR) system that drastically cuts the time it takes to claim and receive compensation if your train is late.

ADR works for all customers who have bought Advance tickets or a Touch Smartcard season ticket from our website.

If you have a Touch Smartcard season ticket, you will need to touch in and out at the beginning and end of your journey, sign up for a Delay Repay account at

delayerepay.southwesternrailway.com and select 'Auto Delay Repay'. (The email addresses you use for 'My Account' and 'Delay Repay' must match.)

To find out more about Automated Delay Repay, visit:

southwesternrailway.com/contact-and-help/refunds-and-compensation/delay-repay/automated-delay-repay.



MONDAY TO FRIDAY
Basingstoke and Alton to Woking and London Waterloo (Suburban Services)

	Notes		B								*	*	*	*	*	*	*	*	*	*	*	*	*	*	*	*	*				
Basingstoke	d			0451				0540		0549				0623		0644		0653	0705					0730	0745		0753				
Hook	d			0459						0557				0630				0701	0713					0737			0802				
Winchfield	d			0503						0601				0634				0705	0717					0741			0806				
Fleet	d			0509				0551		0606				0640		0655		0710	0722					0747			0812				
Farnborough	d			0515				0556		0612				0645		0701		0716	0728					0753	0759		0818				
Alton	d									0539				0611													0743				
Bentley	d									0546				0618													0750				
Farnham	a									0552				0624													0756				
Farnham	d									0555				0626													0758				
Aldershot	d									0602				0632													0804				
Ash Vale	d									0607				0637													0809				
Brookwood	d			0522						0615	0619			0644	0652			0712	0723					0746		0800		0816	0826		
Guildford	d			0514						0550k				0623k										0729k		0741k	0752k		0803k		
Worplesdon	d			0519						0555k				0629k										0735k		0741k	0752k		0809k		
Woking	a			0524	0527	0524			0605	0620	0625			0649	0657			0710	0718	0728				0753		0805	0808		0821	0833	
Woking	d	0430	0527	←	0529	0532	0543	0604	0606	0621	0628	0632	0641	0650	0659	0702	0711	0719	0731				0725	0746	0756	0802	0808	0809	0820	0824	0834
West Byfleet	d		0532			0536	0547	0608		0626		0636	0646			0707							0730	0753		0806			0825		
Byfleet & New Haw	d		0535a			0539		0611				0639	0649										0733	0756				0828			
Weybridge	d					0542	0552	0614				0643	0652			0711				0743			0737	0800		0811	0815		0832		
Walton-on-Thames	d					0546	0556	0618				0647	0656			0716		0728					0742	0805		0815			0836		
Hersham	d					0548		0620				0649	0659			0719							0746	0808		0819			0839		
Esher	d					0551		0623				0652	0702			0722							0750	0812		0823			0842		
Surbiton	a	0453			0540	0555	0603	0627		0636	0639	0656	0706										0754	0816		0827			0847		
Wimbledon	a	0503			0548	0608		0635			0647	0704																			
Earlsfield	a					0612		0639				0708																			
Clapham Junction	a	0510			0600	0616		0642	0625	0647	0653	0712																			
Vauxhall	a				0606	0621		0647				0717																			
London Waterloo	a	0519			0611	0626	0620	0652	0634	0656	0704	0724	0728	0719	0730	0745	0737	0750	0757	0807	0814	0836	0822	0846	0839	0836	0906	0851	0900		

Late night and weekend trains may be altered due to engineering works.
Please check at southwesternrailway.com before travelling.

★ Passengers travelling with cycles may not join or leave services at stations with train times shown in blue.
For guide to all other notes and symbols see end of timetable.

MONDAY TO FRIDAY
Basingstoke and Alton to Woking and London Waterloo (Suburban Services)

	Notes	★	★	★	★	★	★	★	★	★	★	★	★	★	★	★	★	★	★	★	★	★	★	★	★	★				
Basingstoke	d	0816			0825			0852		0916		0923			0953		1013		1023			1053		1112		1123		1153		
Hook	d				0832			0900				0931			1001				1031			1101			1131		1201			
Winchfield	d				0837			0904				0935			1005				1035			1105			1135		1205			
Fleet	d	0827			0842			0910		0927		0940			1010		1024		1040			1110		1123		1140		1210		
Farnborough	d	0832			0848			0916		0932		0946			1016		1030		1046			1116		1128		1146		1216		
Alton	d			0813			0843				0913			0943			1013							1114			1143			
Bentley	d			0820			0850				0920			0950			1020										1150			
Farnham	a			0826			0856				0926			0956			1026								1125		1156			
Farnham	d			0828			0858				0928			0958			1028								1128		1158			
Aldershot	d			0834			0904				0934			1004			1034								1134		1204			
Ash Vale	d			0839			0909				0939			1009			1039								1139		1209			
Brookwood	d			0846	0858		0916	0923			0946	0953		1016	1023			1046	1053			1116	1123		1146	1153		1216	1223	
Guildford	d		0822		0834k	0846	0904k		0920k		0935k		0951k		1019k		1034k		1049k						1134k		1149k			
Worplesdon	d				0840k	0851	0910k				0941k														1140k					
Woking	a	0842	0830	0851	0903	0859	0921	0928		0942	0951	0958		1021	1028		1039	1051	1058			1121	1128		1138	1151	1158		1221	1228
Woking	d	0843	0832	0852	0904	0902	0922	0929	0933	0943	0952	0959	1003	1022	1029	1033	1040	1052	1059	1103	1122	1129	1133	1139	1152	1159	1203	1222	1229	
West Byfleet	d		0836		0906	0927			0937		0957		1007	1027	1037		1057			1107	1127		1137		1157		1207	1227		
Byfleet & New Haw	d		0839		0909				0940				1010		1040					1110			1140				1210			
Weybridge	d		0843		0913			0936	0943			1006	1013		1035	1043			1106	1113		1135	1143			1206	1213	1235		
Walton-on-Thames	d		0847		0917			0940	0947			1010	1017		1039	1047			1110	1117		1139	1147		1210	1217	1239			
Hersham	d		0849		0919				0949				1019			1049				1119			1149				1219			
Esher	d		0852		0922				0952				1022			1052							1122				1222			
Surbiton	a		0856		0916	0926	0937	0946	0956		1007	1016	1026	1037	1045	1056		1107	1116	1126	1137	1145	1156		1207	1216	1226	1237	1245	
Wimbledon	a		0904		0934				1004				1035			1104				1134			1204				1234			
Earlsfield	a		0908		0938				1008				1039			1108				1138			1208				1238			
Clapham Junction	a		0912		0942	0949			1012	1002		1027	1042	1049		1112		1121	1127	1142	1149		1212		1219	1227	1242	1249		
Vauxhall	a		0917		0947				1017				1047			1117				1147			1217				1247			
London Waterloo	a	0909	0924	0920	0938	0954	0958	1002	1022	1011	1027	1036	1052	1059	1104	1122	1104	1130	1136	1152	1158	1202	1222	1206	1228	1236	1252	1258	1304	

Late night and weekend trains may be altered due to engineering works.
Please check at southwesternrailway.com before travelling.

★ Passengers travelling with cycles may not join or leave services at stations with train times shown in blue.
For guide to all other notes and symbols see end of timetable.

MONDAY TO FRIDAY
Basingstoke and Alton to Woking and London Waterloo (Suburban Services)

	<i>Notes</i>																																		
Basingstoke	d		1214		1223			1253		1316		1323			1353		1412		1423			1453		1512		1523		1553							
Hook	d				1231			1301				1331			1401				1431			1501			1531		1601								
Winchfield	d				1235			1305				1335			1405				1435			1505			1535		1605								
Fleet	d		1225		1240			1310		1327		1340			1410		1423		1440			1510		1523		1540		1610							
Farnborough	d		1231		1246			1316		1333		1346			1416		1428		1446			1516		1529		1546		1616							
Alton	d			1214				1243				1314							1414						1514		1543								
Bentley	d							1250																			1550								
Farnham	a			1225				1256				1325							1425						1525		1556								
Farnham	d			1228				1258				1328							1428						1528		1558								
Aldershot	d			1234				1304				1334							1434						1535		1604								
Ash Vale	d			1239				1309				1339							1439						1539		1609								
Brookwood	d			1246	1253			1316	1323			1346	1353		1416	1423			1446	1453			1516	1523		1546	1553		1616	1623					
Guildford	d	1219k		1236k		1249k				1319k		1334k		1349k				1419k		1434k		1449k			1519k		1534k		1549k						
Worplesdon	d			1242k								1340k								1440k					1540k										
Woking	a		1241	1251	1258			1321	1328			1342	1351	1358					1421	1428			1438	1451	1458		1521	1528		1538	1551	1558		1621	1628
Woking	d	1233	1242	1252	1259	1303	1322	1329	1332	1343	1352	1359	1403	1422	1429	1433	1439	1452	1459	1503	1522	1529	1533	1539	1552	1559	1603	1622	1629						
West Byfleet	d	1237		1257		1307	1327		1336		1357		1407	1427		1437		1457		1507	1527		1537		1557		1607	1627							
Byfleet & New Haw	d	1240				1310			1339				1410			1440				1510			1540				1610								
Weybridge	d	1243			1306	1313		1335	1342			1406	1413		1435	1443			1506	1513		1535	1543			1606	1613	1635							
Walton-on-Thames	d	1247			1310	1317		1339	1346			1410	1417		1439	1447			1510	1517		1539	1547			1610	1617	1639							
Hersham	d	1249				1319			1348				1419			1449				1519			1549				1619								
Esher	d	1252				1322			1351							1422				1522			1552				1622								
Surbiton	a	1256		1307	1316	1326	1337	1345	1355		1407	1416	1426	1437	1445	1456		1507	1516	1526	1537	1545	1556			1607	1616	1626	1637	1645					
Wimbledon	a	1304				1334			1404				1434			1504				1534			1604				1634								
Earlsfield	a	1308				1338			1408				1438			1508				1538			1608				1638								
Clapham Junction	a	1312		1319	1327	1342	1349		1412		1421	1427	1442	1450		1512		1519	1527	1542	1549					1612		1627	1642	1649					
Vauxhall	a	1317				1347			1417				1447			1517				1547			1617				1647								
London Waterloo	a	1322	1306	1328	1336	1354	1358	1404	1422	1409	1430	1439	1452	1459	1502	1522	1506	1528	1539	1552	1558	1604	1622	1607	1624	1636	1652	1659	1704						

Late night and weekend trains may be altered due to engineering works.

 Please check at southwesternrailway.com before travelling.

For guide to notes and symbols see end of timetable.

MONDAY TO FRIDAY
Basingstoke and Alton to Woking and London Waterloo (Suburban Services)

<i>Notes</i>																																
Basingstoke	d		1612		1623			1653		1712		1723			1753		1812		1823			1853		1912		1923						
Hook	d				1631			1701				1731			1801				1831			1901			1931							
Winchfield	d				1635			1705				1735			1805				1835			1905			1935							
Fleet	d		1623		1640			1710		1723		1740			1810		1823		1840			1910		1923		1940						
Farnborough	d		1628		1646			1716		1728		1746			1816		1828		1846			1916		1928		1946						
Alton	d			1614				1643				1713			1743				1813			1843			1913		1942					
Bentley	d							1650				1720			1750				1821			1850				1949						
Farnham	a			1625				1656				1726			1756				1827			1856			1924	1955						
Farnham	d			1628				1658				1728			1758				1828			1858			1928	1958						
Aldershot	d			1634				1704				1734			1804				1834			1904			1934	2004						
Ash Vale	d			1639				1709				1739			1809				1839			1909			1939	2009						
Brookwood	d			1646	1653			1716	1723			1746	1753			1816	1823			1846	1853			1916	1923		1946	1953		2016		
Guildford	d	1619k		1635k		1649k	1702k		1719k		1734k		1748k	1801k				1834k		1849k					1934k		1948k		2018k			
Worplesdon	d			1641k			1708k				1740k			1807k				1840k							1940k							
Woking	a		1638	1651	1658			1721	1728			1738	1751	1758			1821	1828			1838	1851	1858		1921	1928		1938	1951	1958		2021
Woking	d	1633	1639	1652	1659	1703	1722	1729	1733	1739	1752	1759	1803	1822	1829	1832	1839	1852	1859	1903	1922	1929	1933	1939	1952	1959	2003	2022	2034			
West Byfleet	d	1637		1657		1707	1727		1737		1757		1807	1827		1836		1857		1907	1927		1937		1957		2007	2027	2038			
Byfleet & New Haw	d	1640				1710			1740				1810			1839			1910			1940					2010		2041			
Weybridge	d	1643			1705	1713		1735	1743			1806	1813		1835	1842			1906	1913		1935	1943			2006	2013		2044			
Walton-on-Thames	d	1647			1709	1717		1739	1747			1810	1817		1839	1846			1910	1917		1939	1947			2010	2017		2048			
Hersham	d	1649				1719			1749				1819			1848			1919			1949				2019		2050				
Esher	d	1652				1722			1752				1822			1851			1922			1952					2022		2053			
Surbiton	a	1657		1707	1715	1726	1737	1746	1756			1807	1816	1826	1837	1845	1855		1907	1916	1926	1937	1946	1956		2007	2016	2026	2037	2057		
Wimbledon	a	1704				1734			1804				1834			1904			1934			2004					2035		2105			
Earlsfield	a	1708				1738			1808				1838			1908			1938			2008					2039		2109			
Clapham Junction	a	1712			1727	1742	1749		1812		1819	1827	1842	1848					1927	1942	1948			2012		2021	2029	2041	2049	2112		
Vauxhall	a	1717				1747			1817				1847			1917			1947			2017					2046		2117			
London Waterloo	a	1722	1704	1725	1736	1752	1759	1802	1822	1804	1829	1836	1852	1857	1902	1922	1904	1924	1936	1952	1957	2002	2022	2004	2030	2038	2052	2058	2122			

Late night and weekend trains may be altered due to engineering works.
Please check at southwesternrailway.com before travelling.

For guide to notes and symbols see end of timetable.

MONDAY TO FRIDAY**Basingstoke and Alton to Woking and London Waterloo (Suburban Services)**

Notes		□	□	□	□	□	□	□	□	FO	FX	□	□	□	FX	FO	□	□	□	□	□	□	□	□	□	□	□	□	□	□	
Basingstoke	d	2012	2024					2124					2224						2253	2253										2344	
Hook	d		2032					2131					2231						2301	2301										2351	
Winchfield	d		2036					2135					2235						2305	2305										2355	
Fleet	d	2023	2041					2140					2240						2310	2310										0001	
Farnborough	d	2028	2047					2146					2246						2316	2316										0006	
Alton	d				2043								2143						2243											2314	
Bentley	d				2050								2150						2250											2347	
Farnham	a				2056								2156						2256											0004	
Farnham	d				2058								2158						2258											0010	
Aldershot	d				2104								2204						2304												
Ash Vale	d				2109								2209						2309												
Brookwood	d		2054		2116			2153		2216		2253						2316	2323	2323										0013	
Guildford	d			2034k	2049k		2119k	2139k		2150k		2235k	2248k	2248k																	
Worplesdon	d			2040k				2145k				2241k																			
Woking	a	2038	2059		2121			2158		2221		2258							2321	2328	2328	2331	2339	2351	0003	0003				0018	
Woking	d	2040	2100	2103	2122	2133	2159	2203	2222	2233	2259	2304	2303	2322		2330	2333	2347					0004	0004							
West Byfleet	d			2107	2127	2137		2207	2227	2237		2308	2307	2327																	
Byfleet & New Haw	d			2110		2140		2210		2240		2311	2310																		
Weybridge	d		2106	2113		2143	2206	2213		2243	2306	2314	2313																		
Walton-on-Thames	d		2110	2117		2147	2210	2217		2247	2310	2318	2317																		
Hersham	d			2119		2149		2219		2249		2320	2319																		
Esher	d			2122		2152		2222		2252		2323	2322																		
Surbiton	a		2116	2126	2137	2156	2216	2226	2237	2256	2316	2327	2326	2337		2341	2359	0013					0015	0016							
Wimbledon	a			2134		2204		2234		2304		2335	2335										0013	0021	0023	0024					
Earlsfield	a			2138		2208		2238		2308		2339	2339																		
Clapham Junction	a			2142	2148	2212		2242	2249	2312		2343	2343	2350		2353	0019	0029					0029	0030							
Vauxhall	a			2147		2217		2247		2317		2348	2348										0027	0034							
London Waterloo	a	2105	2134	2152	2158	2222	2232	2252	2259	2322	2332	2353	2354	2359		0003	0032	0039					0039	0040							

Late night and weekend trains may be altered due to engineering works.
Please check at southwesternrailway.com before travelling.

For guide to notes and symbols see end of timetable.

SATURDAY

Basingstoke and Alton to Woking and London Waterloo (Suburban Services)

Notes		B																											
Basingstoke	d			0451					0554			0624			0653		0715		0724			0753		0812		0823			
Hook	d			0459					0601			0631			0701				0732			0801		0823		0831			
Winchfield	d			0503					0605			0635			0705				0736			0805		0823		0835			
Fleet	d			0509					0611			0640			0710		0726		0741			0810		0823		0840			
Farnborough	d			0515					0616			0646			0716		0731		0747			0816		0829		0846			
Alton	d										0611			0644				0713			0743			0813		0843			
Bentley	d										0618			0651				0720			0750			0820		0850			
Farnham	a										0624			0656				0726			0756			0826		0856			
Farnham	d						0555				0626			0658				0728			0758			0828		0858			
Aldershot	d							0602			0632			0704				0734			0804			0834		0904			
Ash Vale	d							0607			0637			0709				0739			0809			0839		0909			
Brookwood	d			0522				0615	0623		0645	0653		0716	0723			0746	0754		0816	0823		0846	0853	0916			
Guildford	d			0514				0603k		0618k			0654			0720k				0748k	0801k		0820k			0849k	0900k		
Worplesdon	d			0520									0700								0807k					0906k			
Woking	a			0524	0527	0524		0621	0630		0651	0658	0704	0721	0728		0741	0751	0759		0821	0828		0838	0851	0858	0921		
Woking	d	0435	0527	—	0530	0533	0552	0603	0622	0631	0634	0652	0659	0705	0722	0729	0733	0742	0752	0800	0803	0822	0829	0833	0839	0852	0859	0903	0922
West Byfleet	d		0532			0537	0557	0607	0627		0638	0657		0709	0727		0737		0757		0807	0827		0837		0857		0907	0927
Byfleet & New Haw	d		0535a			0540		0610			0641			0712			0740				0810			0840			0910		
Weybridge	d				0543	0601	0613				0644		0706	0715		0736	0743			0806	0813		0836	0843		0906	0913		
Walton-on-Thames	d				0547	0605	0617				0648		0710	0719		0740	0747			0810	0817		0840	0847		0910	0917		
Hersham	d				0549		0619				0650			0721			0749				0819			0849			0919		
Esher	d				0552		0622				0653			0724			0752				0822			0852			0922		
Surbiton	a	0453			0541	0556	0611	0626	0637		0657	0706	0717	0728	0737	0747	0756		0807	0816	0826	0837	0846	0856		0907	0916	0926	0937
Wimbledon	a	0503			0548	0604		0634			0705			0736			0804				0834			0904			0934		
Earlsfield	a				0608			0638			0709			0740			0808				0838			0908			0938		
Clapham Junction	a	0510			0600	0612		0642	0653	0650	0713	0718	0728	0743	0750		0812		0818	0828	0842	0849		0912		0919	0927	0942	0949
Vauxhall	a				0607	0617		0647			0718			0748			0817				0847			0917			0947		
London Waterloo	a	0519			0612	0622	0628	0652	0702	0659	0723	0727	0737	0753	0759	0803	0822	0806	0827	0839	0852	0858	0904	0922	0904	0928	0936	0952	0958

Late night and weekend trains may be altered due to engineering works.
Please check at southwesternrailway.com before travelling.

For guide to notes and symbols see end of timetable.

SATURDAY

Basingstoke and Alton to Woking and London Waterloo (Suburban Services)

Notes																													
Basingstoke	d	0853		0912		0923			0953		1012		1023			1053		1112		1123			1153		1212		1223		
Hook	d	0901				0931			1001				1031			1101				1131			1201			1231			
Winchfield	d	0905				0935			1005				1035			1105				1135			1205			1235			
Fleet	d	0910		0923		0940			1010		1023		1040			1110		1123		1140			1210		1223	1240			
Farnborough	d	0916		0929		0946			1016		1029		1046			1116		1129		1146			1216		1229	1246			
Alton	d				0913				0943				1013						1114						1214		1243		
Bentley	d				0920				0950				1020							1150							1250		
Farnham	a				0926				0956				1026						1125							1225	1256		
Farnham	d				0928				0958				1028						1128							1228	1258		
Aldershot	d				0934				1004				1034						1134							1234	1304		
Ash Vale	d				0939				1009				1039						1139							1240	1309		
Brookwood	d	0923			0946	0953		1016	1023			1046	1053		1116	1123			1146	1153			1216	1223		1247	1253	1316	
Guildford	d		0920k				0950k	1000k		1020k			1050k	1100k		1120k				1150k	1200k		1220k				1250k	1300k	
Worplesdon	d							1006k					1106k							1206k							1306k		
Woking	a	0928		0938	0951	0958		1021	1028		1038	1051	1058		1121	1128		1138	1151	1158			1221	1228		1238	1252	1258	1321
Woking	d	0929	0933	0939	0952	0959	1003	1022	1029	1033	1039	1052	1059	1103	1122	1129	1133	1139	1152	1159	1203	1222	1229	1233	1239	1253	1259	1303	1322
West Byfleet	d		0937		0957		1007	1027		1037		1057		1107	1127		1137		1157		1207	1227		1237		1258		1307	1327
Byfleet & New Haw	d		0940				1010			1040				1110			1140				1210			1240				1310	
Weybridge	d	0935	0943			1006	1013		1036	1043			1106	1113		1136	1143			1206	1213		1236	1243			1306	1313	
Walton-on-Thames	d	0939	0947			1010	1017		1040	1047			1110	1117		1140	1147			1210	1217		1240	1247			1310	1317	
Hersham	d		0949				1019			1049				1119			1149				1219			1249				1319	
Esher	d		0952				1022			1052				1122			1152				1222			1252				1322	
Surbiton	a	0945	0956		1007	1016	1026	1037	1046	1056		1107	1116	1126	1137	1146	1156		1207	1216	1226	1237	1246	1256		1307	1316	1326	1337
Wimbledon	a		1004				1034			1104			1134			1204					1234			1304				1334	
Earlsfield	a		1008				1038			1108			1138			1208					1238			1308				1338	
Clapham Junction	a		1012		1019	1027	1042	1049		1112		1119	1127	1142	1149			1219	1227	1242	1249			1312		1319	1327	1342	1349
Vauxhall	a		1017				1047			1117			1147			1217					1247			1317				1347	
London Waterloo	a	1001	1022	1003	1028	1039	1052	1058	1104	1122	1106	1128	1139	1152	1158	1204	1222	1209	1228	1236	1252	1258	1302	1322	1306	1328	1336	1352	1358

Late night and weekend trains may be altered due to engineering works.

Please check at southwesternrailway.com before travelling.

For guide to notes and symbols see end of timetable.

SATURDAY

Basingstoke and Alton to Woking and London Waterloo (Suburban Services)

Notes																													
Basingstoke	d	1253		1312		1323			1353		1415		1423		1453		1512		1523		1553		1612		1623				
Hook	d	1301				1331		1401				1431		1501			1531		1601				1631		1646				
Winchfield	d	1305				1335		1405				1435		1505			1535		1605				1635						
Fleet	d	1310		1323		1340		1410		1426		1440		1510		1523		1540		1610		1623		1640					
Farnborough	d	1316		1329		1346		1416		1431		1446		1516		1529		1546		1616		1629		1646					
Alton	d				1314			1343			1414		1443			1514		1543				1614			1643				
Bentley	d					1350						1450					1550								1650				
Farnham	a				1325			1356			1425		1456			1525		1556					1625		1656				
Farnham	d				1328			1358			1428		1458			1528		1558					1628		1658				
Aldershot	d				1334			1404			1434		1504			1534		1604					1634		1704				
Ash Vale	d				1339			1409			1439		1509			1539		1609					1639		1709				
Brookwood	d	1323			1346	1353		1416	1423		1446	1453		1516	1523		1546	1553		1616	1623		1646	1653		1716			
Guildford	d		1320k				1350k	1400k		1420k			1450k	1500k		1520k			1550k	1600k		1620k			1650k	1700k			
Worplesdon	d						1406k						1506k						1606k						1706k				
Woking	a	1328		1338	1351	1358		1421	1428		1441	1451	1458		1521	1528		1538	1551	1558		1621	1628		1638	1651	1658		1721
Woking	d	1329	1333	1339	1352	1359	1403	1422	1429	1433	1442	1452	1459	1504	1522	1529	1533	1539	1552	1559	1603	1622	1629	1633	1639	1652	1659	1703	1722
West Byfleet	d		1337		1357		1407	1427		1437		1457		1508	1527		1537		1557		1607	1627		1637		1657		1707	1727
Byfleet & New Haw	d		1340				1410			1440				1511			1540				1610			1640				1710	
Weybridge	d	1336	1343			1406	1413		1436	1443		1506	1514		1535	1543		1606		1613		1636	1643		1706	1713			
Walton-on-Thames	d	1340	1347			1410	1417		1440	1447		1510	1518		1539	1547		1610	1617		1640	1647		1710	1717				
Hersham	d		1349				1419			1449			1520			1549		1619			1649			1719		1719			
Esher	d		1352				1422			1452			1523			1552		1622			1652			1722		1722			
Surbiton	a	1346	1356		1407	1416	1426	1437	1446	1456		1507	1516	1527	1537	1545	1556		1607	1616	1628	1637	1646	1656		1707	1716	1726	1737
Wimbledon	a		1404				1434			1504				1535		1604					1636			1704				1734	
Earlsfield	a		1408				1438			1508				1539		1608					1640			1708				1738	
Clapham Junction	a		1412		1419	1427	1442	1449		1512		1519	1527	1542	1549		1612		1619	1627	1643	1649		1712		1719	1727	1742	1749
Vauxhall	a		1417				1447			1517				1547		1617					1648			1717				1747	
London Waterloo	a	1402	1422	1404	1428	1436	1452	1458	1504	1522	1506	1528	1536	1552	1558	1602	1622	1604	1628	1636	1653	1658	1702	1722	1704	1728	1736	1752	1758

Late night and weekend trains may be altered due to engineering works.

Please check at southwesternrailway.com before travelling.

For guide to notes and symbols see end of timetable.

SATURDAY

Basingstoke and Alton to Woking and London Waterloo (Suburban Services)

Notes																																				
Basingstoke	d	1653		1712		1724				1753		1812			1823				1853		1912				1923			1953			2014			2023		
Hook	d	1701							1801						1831				1901						1931			2001					2031			
Winchfield	d	1705							1805						1835				1905						1935			2005					2035			
Fleet	d	1710		1723		1741			1810		1823			1840					1910		1923				1940			2010		2025			2040			
Farnborough	d	1716		1729		1747			1816		1829			1846					1916		1929				1946			2016		2031			2046			
Alton	d				1714					1743				1814											1914			1943				2014			2043	
Bentley	d								1750						1850										1950									2050		
Farnham	a				1725					1756			1825											1925				1956				2025			2056	
Farnham	d				1728					1758			1828											1928			1958				2028			2058		
Aldershot	d				1734				1804				1834											1934			2004				2034			2104		
Ash Vale	d				1739				1809				1839											1939			2009				2039			2109		
Brookwood	d	1723			1746	1754		1816	1823			1846	1853		1916	1923			1946	1953				2016	2023					2046	2053			2116		
Guildford	d		1720k				1750k	1800k		1820k				1850k	1900k		1920k							1950k	2000k		2019k						2050k	2100k		
Worplesdon	d						1806k								1906k									2006k										2106k		
Woking	a	1728		1738	1751	1759		1821	1828		1838	1851	1858		1921	1928		1938	1951	1958				2021	2028			2040	2051	2058				2121		
Woking	d	1729	1733	1739	1752	1800	1803	1822	1829	1833	1839	1852	1859	1903	1922	1929	1933	1939	1952	1959	2003	2022	2029	2033	2041	2052	2059	2103	2107	2110	2113	2117	2119	2122		
West Byfleet	d		1737		1757		1807	1827		1837		1857		1907	1927		1937		1957		2007	2027		2037		2057					2107	2127				
Byfleet & New Haw	d		1740				1810			1840				1910			1940				2010			2040								2110				
Weybridge	d	1736	1743			1806	1813		1836	1843			1906	1913			1943			2006	2013		2036	2043			2106	2113								
Walton-on-Thames	d	1740	1747			1810	1817		1840	1847			1910	1917		1940	1947			2010	2017		2040	2047			2110	2117								
Hersham	d		1749				1819			1849				1919			1949				2019			2049								2119				
Esher	d		1752				1822			1852				1922			1952				2022			2052								2122				
Surbiton	a	1746	1756		1807	1816	1826	1837	1846	1856		1907	1916	1926	1937	1946	1956		2007	2016	2026	2037	2046	2057		2107	2116	2126	2137							
Wimbledon	a		1804				1834			1904				1934			2004				2034			2105							2134					
Earlsfield	a		1808				1838			1908				1938			2008				2038			2109							2138					
Clapham Junction	a		1812		1819	1827	1842	1849		1912		1919	1927	1942	1949		2012		2019	2027	2042	2049		2112		2119	2127	2142	2149							
Vauxhall	a		1817				1847			1917				1947			2017				2047			2117							2147					
London Waterloo	a	1802	1822	1804	1828	1836	1852	1858	1902	1922	1904	1928	1936	1952	1958	2002	2022	2004	2028	2036	2052	2058	2106	2122	2109	2128	2136	2152	2158							

Late night and weekend trains may be altered due to engineering works.

Please check at [southwesternrailway.com](https://www.southwesternrailway.com) before travelling.

For guide to notes and symbols see end of timetable.

SATURDAY

Basingstoke and Alton to Woking and London Waterloo (Suburban Services)

Notes																													
Basingstoke	d	2053			2123				2153						2223														
Hook	d	2101			2131				2201						2231														
Winchfield	d	2105			2135				2205						2235														
Fleet	d	2110			2140				2210						2240														
Farnborough	d	2116			2146				2216						2246														
Alton	d			2114				2143						2215															
Bentley	d							2150							2250														
Farnham	a			2125				2156						2225															
Farnham	d			2128				2158						2228															
Aldershot	d			2134				2204						2234															
Ash Vale	d			2139				2209						2239															
Brookwood	d	2123		2146	2153			2216	2223					2246	2253														
Guildford	d		2120k					2151k						2220															
Worplesdon	d													2226															
Woking	a	2128		2151	2158			2221	2228	2232	2251	2258																	
Woking	d	2129	2133	2152	2159	2203	2222	2229	2233	2252	2259	2304	2322	2332	2336			0003	0020										
West Byfleet	d		2137	2157		2207	2227		2237	2257		2308	2327	2341					0025										
Byfleet & New Haw	d		2140			2210			2240			2311		2344															
Weybridge	d	2135	2143		2205	2213		2236	2243		2306	2314		2347						0029									
Walton-on-Thames	d	2139	2147		2209	2217		2240	2247		2310	2318		2351						0033									
Hersham	d		2149			2219			2249			2320		2354															
Esher	d		2152			2222			2252			2323		2357															
Surbiton	a	2145	2156	2207	2215	2226	2237	2246	2256	2307	2316	2327	2337	2344	0001			0014	0039										
Wimbledon	a		2205			2234			2304			2335			0011			0022	0047										
Earlsfield	a		2209			2238			2308			2339			0015														
Clapham Junction	a		2212	2223	2229	2242	2251		2312	2320	2327	2342	2353	2357	0018			0028	0053										
Vauxhall	a		2217			2247			2317			2347			0023														
London Waterloo	a	2206	2222	2232	2239	2252	2301	2302	2322	2329	2336	2352	0003	0006	0029			0037	0103										

Late night and weekend trains may be altered due to engineering works.
Please check at southwesternrailway.com before travelling.

For guide to notes and symbols see end of timetable.

SUNDAY

Basingstoke and Alton to Woking and London Waterloo (Suburban Services)

Notes				B	□	□			B	□	□		□		B	□	□			B	□	□			B	□	□		
Basingstoke	d				0715					0815			0902			0915					1015							1115	
Hook	d				0723					0823						0923					1023							1123	
Winchfield	d				0727					0827						0927					1027							1127	
Fleet	d				0732					0832			0913			0932					1032							1132	
Farnborough	d				0738					0838			0919			0938					1038							1138	
Alton	d											0814				0914							1014					1114	
Bentley	d											0821				0921							1021					1121	
Farnham	a											0827				0927							1027					1127	
Farnham	d					0730						0830				0930							1030					1130	
Aldershot	d					0736						0836				0936							1036					1136	
Ash Vale	d					0741						0841				0941							1041					1141	
Brookwood	d				0745	0748				0845	0848					0945	0948					1045	1048					1145	1148
Guildford	d		0657	0724			0757	0824	0835k			0857			0924	0935k			0957	1024	1036k		1057	1124	1135k			1157	
Worplesdon	d			0730				0830							0930								1030					1130	
Woking	a		0705	0734		0750	0754	0805	0834		0850	0854	0906	0928	0934		0950	0954	1005	1034		1050	1054	1105	1134		1150	1154	1205
Woking	d	0636	0706	0736	0751	0758		0806	0836	0852	0858		0907	0931	0936	0952	0958		1006	1036	1052	1058		1106	1136	1152	1158		1206
West Byfleet	d	0640	0710	0740	0755			0810	0840	0856				0911	0931	0940		0956			1010		1040	1056				1110	1140
Byfleet & New Haw	d	0643	0713	0743	0758a			0813	0843	0859a			0914	0931	0943	0959a			1013	1043	1059a			1113	1143	1159a		1213	
Weybridge	d	0646	0716	0746				0816	0846				0917	0931	0946				1016	1046				1116	1146		1216		
Walton-on-Thames	d	0650	0720	0750				0820	0850				0921	0931	0950				1020	1050				1120	1150		1220		
Hersham	d	0652	0722	0752				0822	0852				0923	0931	0952				1022	1052				1122	1152		1222		
Esher	d	0655	0725	0755				0825	0855				0926	0931	0955				1025	1055				1125	1155		1225		
Surbiton	a	0659	0729	0759		0809	0829	0859			0909	0930			0959		1009	1029	1059			1109	1129	1159			1209	1229	
Wimbledon	a	0707	0737	0807		0817	0837	0907			0919	0938			1007		1017	1037	1107			1117	1137	1207			1217	1237	
Earlsfield	a	0711	0741	0811			0841	0911				0942			1011			1041	1111				1141	1211			1241		
Clapham Junction	a	0715	0745	0815		0825	0845	0915			0925	0959	1014			1025	1048	1114				1125	1148	1214			1223	1245	
Vauxhall	a	0720	0750	0820			0850	0920				0950	1019				1053	1120					1153	1220			1250		
London Waterloo	a	0725	0755	0825		0834	0855	0925			0937	0955	1009	1024			1036	1058	1125				1136	1158	1225		1234	1257	

Late night and weekend trains may be altered due to engineering works.
Please check at southwesternrailway.com before travelling.

For guide to notes and symbols see end of timetable.

SUNDAY

Basingstoke and Alton to Woking and London Waterloo (Suburban Services)

Notes		B	□	□		B	□	□		□	□		B	□	□		□	□		B	□	□		□	□	□			
Basingstoke	d		1215				1315			1349				1415			1449				B			1515			1544	1549	
Hook	d		1223				1323							1423										1523					
Winchfield	d		1227				1327							1427										1527					
Fleet	d		1232				1332			1402				1432			1502							1532			1602		
Farnborough	d		1238				1338			1408				1438			1508							1538		1558	1608		
Alton	d			1214				1314			1344			1414			1444							1514				1544	
Bentley	d			1221				1321						1421										1521					
Farnham	a			1227				1327			1355			1427			1455							1527				1555	
Farnham	d			1230				1330			1400			1430			1500							1530				1600	
Aldershot	d			1236				1336			1406			1436			1506							1536				1606	
Ash Vale	d			1241				1341			1411			1441			1511							1541				1611	
Brookwood	d		1245	1248			1345	1348		1415	1418			1445	1448		1515	1518					1545	1548		1615	1618		
Guildford	d	1224	1235k			1257	1324	1336k		1357	1405k		1424	1435k			1457	1505k		1524	1535k			1557			1605k	1624	
Worplesdon	d	1230				1330						1430								1530							1630		
Woking	a	1234		1250	1254	1305	1334		1350	1354	1405	1420	1424	1434		1450	1454	1505	1520	1524	1534		1550	1554	1605	1608	1620	1624	1634
Woking	d	1236	1252	1258		1306	1336	1352	1358		1406	1428		1436	1452	1458		1506	1528		1536	1552	1558		1606	1609	1628		1636
West Byfleet	d	1240	1256			1310	1340	1356			1410			1440	1456			1510			1540	1556			1610			1640	
Byfleet & New Haw	d	1243	1259a			1313	1343	1359a			1413			1443	1459a			1513			1543	1559a			1613			1643	
Weybridge	d	1246				1316	1346				1416	1434	1446					1516	1534	1546					1616		1634	1646	
Walton-on-Thames	d	1250				1320	1350				1420	1438	1450					1520	1538	1550					1620		1638	1650	
Hersham	d	1252				1322	1352				1422		1452					1522		1552					1622			1652	
Esher	d	1255				1325	1355				1425		1455					1525		1555					1625			1655	
Surbiton	a	1259		1309	1329	1359			1409	1429	1445	1459		1509	1529	1545	1559			1609	1629				1645	1659			
Wimbledon	a	1307		1317	1337	1407			1417	1437	1452	1507		1517	1537	1552	1607			1617	1637				1652	1707			
Earlsfield	a	1311			1341	1411				1441		1511			1541		1611				1641					1711			
Clapham Junction	a	1314		1323	1345	1415			1423	1445	1458	1515		1523	1545	1558	1615			1623	1645	1628			1658	1715			
Vauxhall	a	1320			1350	1420				1450		1520			1550		1620				1650					1720			
London Waterloo	a	1325		1334	1355	1425			1434	1455	1509	1525		1534	1555	1609	1625			1634	1655	1639			1709	1725			

Late night and weekend trains may be altered due to engineering works.
Please check at southwesternrailway.com before travelling.

For guide to notes and symbols see end of timetable.

SUNDAY

Basingstoke and Alton to Woking and London Waterloo (Suburban Services)

	Notes	B	□	□	□	□	□	B	□	□	□	□	□	B	□	□	□	□	□	B	□	□						
Basingstoke	d		1615			1644	1649			1715			1744	1749			1815			1844	1849		1915					
Hook	d		1623							1723							1823						1923					
Winchfield	d		1627							1727							1827						1927					
Fleet	d		1632				1702			1732				1802			1832			1902			1932					
Farnborough	d		1638			1658	1708			1738			1758	1808			1838			1858	1908		1938					
Alton	d			1614						1714				1744			1814					1844	1915					
Bentley	d			1621						1721							1821						1922					
Farnham	a			1627			1655			1727				1755			1827				1855		1927					
Farnham	d			1630			1700			1730				1800			1830				1900		1930					
Aldershot	d			1636			1706			1736				1806			1836				1906		1936					
Ash Vale	d			1641			1711			1741				1811			1841				1911		1941					
Brookwood	d		1645	1648			1715	1718		1745	1748			1815	1818		1845	1848			1915	1918		1945	1948			
Guildford	d	1635k			1657		1705k	1724	1735k			1757		1805k	1824	1835k		1857		1905k	1924	1935k		1957				
Worplesdon	d						1730							1830							1930			1957				
Woking	a		1650	1654	1705	1708	1720	1724	1734	1750	1754	1805	1808	1820	1824	1834	1850	1854	1905	1908	1920	1924	1934	1950	1954	2005		
Woking	d	1652	1658		1706	1709	1728	1736	1752	1758		1806	1809	1828		1836	1852	1858		1906	1909	1928		1936	1952	1958		2006
West Byfleet	d	1656			1710			1740	1756			1810				1840	1856			1910				1940	1956			2010
Byfleet & New Haw	d	1659a			1713			1743	1759a			1813				1843	1859a			1913				1943	1959a			2013
Weybridge	d				1716		1734	1746				1816		1834	1846					1916		1934		1946				2016
Walton-on-Thames	d				1720		1738	1750				1820		1838	1850					1920		1938		1950				2020
Hersham	d				1722			1752				1822			1852					1922				1952				2022
Esher	d				1725			1755				1825			1855					1925				1955				2025
Surbiton	a		1709	1729		1745	1759			1809	1829			1845	1859		1909	1929		1945	1959		2009	2029				
Wimbledon	a		1717	1737		1752	1807			1817	1837			1853	1907		1917	1937		1953	2007		2017	2037				
Earlsfield	a			1741			1811				1841			1911				1941			2011			2041				
Clapham Junction	a		1723	1745	1728	1758	1815			1823	1845	1829		1859			1923	1945	1928	1959	2015		2023	2045				
Vauxhall	a			1750			1820				1850			1920				1950			2020			2050				
London Waterloo	a		1734	1755	1739	1809	1825			1834	1855	1839		1910	1925		1934	1955	1939	2010	2025		2034	2055				

Late night and weekend trains may be altered due to engineering works.
Please check at southwesternrailway.com before travelling.

For guide to notes and symbols see end of timetable.

SUNDAY

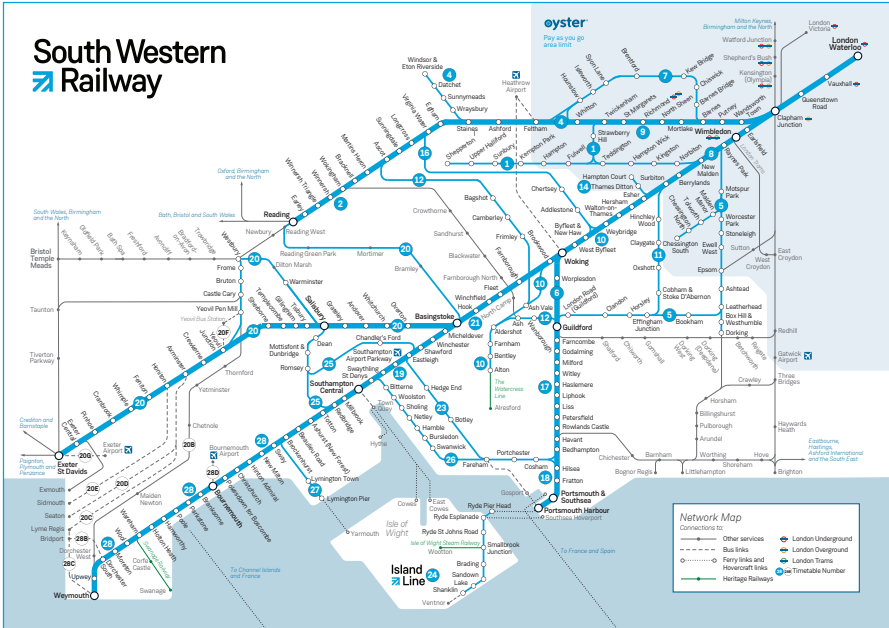
Basingstoke and Alton to Woking and London Waterloo (Suburban Services)

Notes					B							B						B											
Basingstoke	d	1944	1949			2015			2044	2049			2115			2144	2149			2215			2244		2315				
Hook	d					2023							2123							2223				2323					
Winchfield	d					2027							2127							2227				2327					
Fleet	d		2002			2032				2102			2132				2202			2232				2332					
Farnborough	d	1958	2008			2038			2058	2108			2138			2158	2208			2238			2258		2338				
Alton	d			1944				2014						2114			2144					2214		2244		2314			
Bentley	d							2021						2121								2221			2321				
Farnham	a			1955				2027						2127			2155							2255		2327			
Farnham	d			2000				2030						2130			2200					2230		2300	2332				
Aldershot	d			2006				2036						2136			2206					2236		2306	2339				
Ash Vale	d			2011				2041						2141			2211					2241		2311	2343				
Brookwood	d		2015	2018			2045	2048					2145	2148			2215	2218				2245	2248		2318	2345	2350		
Guildford	d			2005k	2024	2035k			2057				2125	2135k			2157			2205k	2224	2235k		2257		2305k			
Worplesdon	d				2030								2131							2230									
Woking	a	2008	2020	2024	2034		2050	2054	2105	2108	2120	2124	2135		2150	2154	2205	2208	2220	2224	2234		2250	2254	2305	2308	2324	2350	2356
Woking	d	2009		2028	2036	2052	2058		2106	2109		2128	2136	2152		2158	2206	2209		2228	2236	2252		2258	2306	2309	2328		
West Byfleet	d				2040	2056			2110				2140	2156			2210				2240	2256			2310				
Byfleet & New Haw	d				2043	2059a			2113				2143	2159a			2213				2243	2259a			2313				
Weybridge	d			2034	2046				2116			2134	2146				2216			2234	2246				2316		2334		
Walton-on-Thames	d			2038	2050				2120			2138	2150				2220			2238	2250				2320		2338		
Hersham	d				2052				2122				2152				2222				2252				2322				
Esher	d				2055				2125				2155				2225				2255				2325				
Surbiton	a			2045	2059		2109	2129			2145	2159			2209	2229			2245	2259			2309	2329		2345			
Wimbledon	a			2053	2107		2117	2137			2153	2207			2217	2237			2253	2307			2317	2337		2353			
Earlsfield	a				2111			2141				2211				2241				2311				2341					
Clapham Junction	a	2028	2059	2115	2123	2145	2128	2159	2215			2223	2245	2228	2259					2315			2323	2345	2328	0001			
Vauxhall	a			2120		2150			2220			2250								2320				2351					
London Waterloo	a	2039	2110	2125		2134	2155	2139	2210			2225			2234	2255	2237		2311	2325			2334	2356	2339	0011			

Late night and weekend trains may be altered due to engineering works.
Please check at southwesternrailway.com before travelling.

For guide to notes and symbols see end of timetable.

South Western Railway



Changing trains

Most journeys shown in this timetable are direct trains, shown in **bold type**. However, you may be able to make other journeys or reach your destination more quickly by changing trains. To help you find these alternative trains, we show them in *light italic type*. A letter against the time will show where you need to change trains – please check the ‘Notes’ section for an explanation of these letters.

Please allow plenty of time to change trains. At most stations you will need to allow at least five minutes. You will need longer at some stations, and this is shown in the ‘Station information’ table in this timetable. For example ⑩ means you should allow 10 minutes to change trains at this station.

MONDAY TO FRIDAY
London Waterloo and Woking to Alton and Basingstoke (Suburban Services)

	Notes	1	2	3	4	5	6	7	8	9	10	11	12	13	14	15	16	17	18	19	20	21	22	23	24	25			
London Waterloo	d	0508	0530		0520			0550		0620	0642	0653	0650	0712	0720	0717	0742	0753	0808	0750	0812	0824	0820	0842	0853	0909	0850	0912	0924
Vauxhall	d	0512			0524			0554		0624			0654			0721				0754		0824	0824			0900	0854		
Clapham Junction	d	0517	0537u		0529			0559		0629	0649u	0700u	0659	0720u	0727u	0726		0801u		0759	0819u		0829		0900u		0859	0919u	0931u
Earlsfield	d				0532			0602		0632			0702			0729				0802			0832				0902		
Wimbledon	d	0523	0543		0536			0606		0636			0706			0733				0806			0836				0906		
Surbiton	d	0531			0544			0615		0644	0700	0711	0714	0730	0738	0741	0759	0811		0814	0830	0841	0844	0900	0911		0914	0930	0942
Esher	d				0548			0619		0648			0718			0746				0818			0848				0918		
Hersham	d				0551			0622		0651			0721			0749				0821			0851				0921		
Walton-on-Thames	d	0538			0554			0624		0654	0707		0724	0737		0752	0806			0824	0837		0854	0907			0924	0937	
Weybridge	d	0542			0557			0628		0657	0711		0727	0741		0757	0810			0827	0841		0857	0911			0927	0941	
Byfleet & New Haw	d				0600			0630		0700			0730			0800				0830			0900				0930		
West Byfleet	d	0546			0603			0633		0703		0721	0733		0751	0803		0821		0833		0851	0903		0921		0933		0952
Woking	a	0550	0559		0608			0638		0708	0718	0726	0737	0748	0759	0808	0817	0829	0833	0837	0848	0859	0908	0918	0929	0933	0938	0948	0959
Woking	d	0552	0601	0602		0620	0630		0657		0720	0730	0739	0750	0800		0819	0830	0834	0838	0849	0900		0919	0930	0934		0949	1000
Worplesdon	a				0622k			0648k		0718k			0748k			0818k							0918k		0930	0934		0949	1000
Guildford	a	0559			0627k			0654k		0724k	0732k		0747	0802k		0824k	0833k			0850	0903k		0924k	0934k				1002k	
Brookwood	d			0608		0626	0636		0706		0726	0736		0756	0806		0825	0836			0855	0906		0925	0936		0955	1006	
Ash Vale	d			0616			0645		0717			0744			0814			0844				0914			0944				1014
Aldershot	d			0621			0651		0722			0750			0820			0850				0920			0950				1020
Farnham	a			0626			0656		0728			0755			0825			0855				0925			0955				1025
Farnham	d			0627			0657		0728			0756			0826			0856				0926			0956				1026
Bentley	d			0633			0704		0735			0803			0833			0903				0950			1003				
Alton	a			0641			0711		0742			0810			0840			0910				0958			1010				1038
Farnborough	d				0634					0734			0804			0833		0844			0903			0933		0944		1003	
Fleet	d				0639					0739			0809			0838		0850			0908			0938		0950		1008	
Winchfield	d				0645					0745			0815			0844				0914			0944				1014		
Hook	d				0649					0749			0819			0848				0918			0948				1018		
Basingstoke	a		0620		0658					0758			0827			0858		0902		0928			0958		1002		1028		

Late night and weekend trains may be altered due to engineering works.
Please check at southwesternrailway.com before travelling.

For guide to notes and symbols see end of timetable.

MONDAY TO FRIDAY
London Waterloo and Woking to Alton and Basingstoke (Suburban Services)

	<i>Notes</i>																														
London Waterloo	d	0920	0942	0953	1009	0950	1012	1023	1020	1042	1053	1109	1050	1112	1123	1120	1142	1153	1209	1150	1212	1223	1220	1242	1253	1309	1250	1312	1323		
Vauxhall	d	0924				0954			1024				1054	0954		1124				1154			1224				1254				
Clapham Junction	d	0929		1000u		0959	1019u	1030u	1029		1100u		1059	1119u	1130u	1129		1200u		1159	1219u	1230u	1229		1300u		1259	1319u	1330u		
Earlsfield	d	0932				1002			1032				1102			1132				1202			1232				1302				
Wimbledon	d	0936				1006			1036				1106			1136				1206			1236				1306				
Surbiton	d	0944	1000	1011		1014	1030	1041	1044	1100	1111		1114	1130	1141	1144	1201	1211		1214	1230	1241	1244	1300	1311		1314	1330	1341		
Esher	d	0948				1018			1048				1118			1148				1218			1248				1318				
Hersham	d	0951				1021			1051				1121			1151				1221			1251				1321				
Walton-on-Thames	d	0954	1007			1024	1037		1054	1107			1124	1137		1154	1208			1224	1237		1254	1307		1324	1337				
Weybridge	d	0957	1011			1027	1041		1057	1111			1127	1141		1157	1212			1227	1241		1257	1311		1327	1341				
Byfleet & New Haw	d	1000				1030			1100				1130			1200				1230			1300				1330				
West Byfleet	d	1003		1021		1033		1051	1103		1121		1133		1151	1203		1221		1233		1251	1303		1321		1333		1351		
Woking	a	1008	1018	1029	1033	1038	1048	1059	1108	1119	1129	1133	1138	1148	1159	1208	1218	1229	1233	1238	1248	1259	1308	1318	1329	1333	1338	1348	1359		
Woking	d		1019	1030	1034		1049	1100		1120	1130	1134		1149	1200		1219	1230	1234		1249	1300		1319	1330	1334		1349	1401		
Worplesdon	a	1018k							1118k							1218k							1318k								
Guildford	a	1024k	1032k				1102k		1124k	1132k					1202k		1224k	1232k				1302k		1324k	1332k			1402k			
Brookwood	d		1025	1036			1055	1106		1126	1136			1155	1206					1225	1236			1255	1306		1325	1336		1355	1407
Ash Vale	d			1044				1114			1144				1214					1244			1314			1344			1415		
Aldershot	d			1050				1120			1150				1220					1250			1320			1350			1420		
Farnham	a			1055				1125			1155				1225					1255			1325			1355			1425		
Farnham	d			1056				1126			1156				1226					1256			1325			1356			1426		
Bentley	d			1103							1203									1303						1403					
Alton	a			1110				1138			1210				1238					1310			1338			1410			1438		
Farnborough	d		1033		1044		1103			1134		1144		1203			1233		1244		1303			1333		1344		1403			
Fleet	d		1038		1050		1108			1139		1150		1208			1238		1250		1308			1338		1350		1408			
Winchfield	d		1044				1114			1145				1214			1244				1314			1344				1414			
Hook	d		1048				1118			1149				1218			1248				1318			1348				1418			
Basingstoke	a		1058		1102		1128			1158		1202		1228			1258		1302		1328			1358		1402		1428			

Late night and weekend trains may be altered due to engineering works.
Please check at southwesternrailway.com before travelling.

For guide to notes and symbols see end of timetable.

MONDAY TO FRIDAY
London Waterloo and Woking to Alton and Basingstoke (Suburban Services)

Notes																					★	★	★	★	★	★	★		
London Waterloo	d	1320	1342	1353	1409	1350	1412	1423	1420	1442	1453	1509	1450	1512	1523	1520	1542	1553	1609	1550	1612	1625	1620	1642	1655	1709	1650	1720	1702
Vauxhall	d	1324				1354			1424				1454			1524				1554			1624				1654		
Clapham Junction	d	1329		1400u		1359	1419u	1430u	1429		1500u		1459	1519u	1531u	1529		1600u		1559	1619u		1629		1702u		1659		
Earlsfield	d	1332				1402			1432				1502			1532				1602			1632				1702		
Wimbledon	d	1336				1406			1436				1506			1536				1606			1636				1706		
Surbiton	d	1344	1400	1411		1414	1430	1441	1444	1500	1511		1514	1530	1541	1544	1600	1611		1614	1630	1641	1644	1700			1714		1718
Esher	d	1348				1418			1448				1518			1548				1619			1649				1719		1722
Hersham	d	1351				1421			1451				1521			1551				1622			1652				1722		1726
Walton-on-Thames	d	1354	1407			1424	1437		1454	1507			1524	1537		1554	1607		1625	1637		1655	1707			1725		1729	
Weybridge	d	1357	1411			1427	1441		1457	1511			1527	1541		1557	1611		1629	1641		1658	1711			1729		1733	
Byfleet & New Haw	d	1400				1430			1500				1530			1600			1632			1701				1732		1736	
West Byfleet	d	1403		1421		1433		1451	1503		1521		1533		1551	1603		1621		1635		1651	1704		1721		1735	1740	
Woking	a	1408	1421	1429	1433	1438	1448	1459	1508	1518	1529	1533	1538	1548	1559	1608	1617	1629	1633	1640	1651	1655	1711	1720	1729	1732	1742	1744	1748
Woking	d		1422	1430	1434		1449	1500		1519	1530	1534		1549	1600		1618	1630	1634		1652	1659		1721	1730	1734		1745	1749
Worplesdon	a	1420k							1518k							1618k						1718k							
Guildford	a	1425k					1502k		1524k	1532k				1603k		1623k	1633k			1702k		1724k		1733k					1759
Brookwood	d		1428	1436			1455	1506		1525	1536			1555	1606		1625	1636			1657	1705		1727	1736			1751	
Ash Vale	d			1444				1514							1614			1644				1713			1744				
Aldershot	d			1450				1520							1620			1650				1720			1750				
Farnham	a			1455				1525							1625			1655				1725			1755				
Farnham	d			1456				1526							1626			1656				1726			1756				
Bentley	d			1503											1603			1702				1733			1803				
Alton	a			1510				1538							1610			1710				1742			1812				
Farnborough	d		1435		1444		1503			1533		1544		1603			1633		1644		1705			1734		1744		1758	
Fleet	d		1441		1450		1508			1538		1550		1608			1638		1650		1710			1740		1750		1804	
Winchfield	d		1446				1514			1544				1614			1644				1716			1745				1809	
Hook	d		1451				1518			1548				1618			1648				1720			1750				1814	
Basingstoke	a		1459		1502		1528			1558		1602		1627			1658		1702		1728			1800		1802		1822	

Late night and weekend trains may be altered due to engineering works.
Please check at southwesternrailway.com before travelling.

★ Passengers travelling with cycles may not join or leave services at stations with train times shown in blue.
For guide to notes and symbols see end of timetable.

MONDAY TO FRIDAY
London Waterloo and Woking to Alton and Basingstoke (Suburban Services)

	Notes	★	★	★	★	★	★	★	★	★	★	★	★	★	★	★	★	★	★	★	★	★	★	★	★	★	★	★	
London Waterloo	d	1725	1720	1750	1732	1755	1807	1750	1820	1802	1825	1841	1820	1853	1909	1850	1912	1923	1920	1942	2009	1950	2023	2020	2042	2109	2053	2123	2120
Vauxhall	d		1724					1754					1824		1854			1924				1954	2023	2024	2042	2109	2057	2123	2124
Clapham Junction	d		1729			1802u	1814u	1759				1832u	1848u	1829	1900u	1859	1919u	1931u	1929	1949u		1959	2030u	2029	2049u		2102	2130u	2129
Earlsfield	d		1732					1802					1832		1902			1932				2002		2032			2105		2132
Wimbledon	d		1736					1806					1836		1906			1936				2006		2036			2109		2136
Surbiton	d		1745		1748			1814		1818	1843		1845	1911	1914		1930	1942	1944	2000		2014	2041	2044	2100		2117	2141	2144
Esher	d		1749		1753			1818		1822			1849		1918			1949				2018		2048			2121		2148
Hersham	d		1752		1757			1821		1825			1853		1921			1952				2021		2051			2124		2151
Walton-on-Thames	d		1755		1800			1824		1829			1856		1924		1937	1955	2007			2024		2054	2107		2127		2154
Weybridge	d		1759		1804			1828		1833			1900		1928		1941	1959	2011			2027		2057	2111		2130		2157
Byfleet & New Haw	d		1802		1808			1830		1836			1902		1931			2001				2030		2100			2133		2200
West Byfleet	d		1805		1811	1821		1833		1839			1905	1921	1934			1952	2004			2033	2051	2103			2136	2151	2203
Woking	a	1749	1812	1814	1818	1825	1833	1840	1844	1848	1855	1907	1912	1926	1933	1941	1948	1959	2009	2018	2033	2040	2059	2108	2118	2133	2141	2159	2208
Woking	d	1751		1815	1819	1826	1834		1845	1849	1858	1908		1927	1934		1949	2000		2019	2034		2100		2119	2134		2200	
Worplesdon	a	1801k		1823		1848k							1948k				2018k						2118k		2133k			2218k	2223k
Guildford	a	1806k		1831		1853k			1903k				1932k	1954k			2003k	2024k		2032k		2103k		2123k		2203k		2223k	
Brookwood	d			1821		1832			1851			1915		1933			1955	2006				2106		2125			2206		
Ash Vale	d	1803				1840				1906a	1908		1941				2014					2114					2214		
Aldershot	d	1808				1848					1917		1947				2019					2120					2220		
Farnham	a	1813				1854					1924		1954				2025					2125					2225		
Farnham	d	1814				1856					1925		1955				2025					2126					2226		
Bentley	d	1821				1903					1932		2002				2050					2133					2233		
Alton	a	1831				1912					1941		2012				2058					2140					2240		
Farnborough	d			1828			1845		1859			1922			1944		2002			2033	2044				2133	2144			
Fleet	d			1834			1850		1904			1928			1949		2008			2038	2050				2138	2150			
Winchfield	d			1839					1910			1933					2013			2044					2144				
Hook	d			1844					1914			1938					2018			2048					2148				
Basingstoke	a			1854			1902		1930			1949			2001		2029			2058	2102				2158	2202			

Late night and weekend trains may be altered due to engineering works.
Please check at southwesternrailway.com before travelling.

★ Passengers travelling with cycles may not join or leave services at stations with train times shown in blue.
For guide to all other notes and symbols see end of timetable.

MONDAY TO FRIDAY
London Waterloo and Woking to Alton and Basingstoke (Suburban Services)

Notes													FO	FX	FO	FO	B	SO	SX	SX	SO	SO	SO	SO												
London Waterloo	d	2142	2208	2150	2223	2220	2242	2253	2250	2312	2323	2335	2320	2342	2348	2356	2350		0014	0009	0033	0020	0040	0037	0105											
Vauxhall	d			2154	2224	2224			2254			2324				2354			0013	0037	0024	0044	0041	0109												
Clapham Junction	d	2149u	2215u	2159	2230u	2229	2249u	2300u	2259	2319u	2330u	2344u	2329	2350u	2355u	0003u	2359		0021u	0018	0044	0031	0049	0046	0115											
Earlsfield	d			2202	2232				2302				2332			0002			0021		0034															
Wimbledon	d			2206	2236				2306				2336			0006			0025		0038			0056												
Surbiton	d	2200		2214	2241	2244	2300	2311	2314	2338	2341		2344	0001	0006	0014	0016		0033	0033		0046														
Esher	d			2218		2248			2318				2348				0020			0037s		0050s														
Hersham	d			2221		2251			2321				2351				0023			0040s		0053s														
Walton-on-Thames	d	2207		2224		2254	2307		2324	2345			2354	0008	0013		0026		0040	0043s		0055s														
Weybridge	d	2211		2227		2257	2311		2327	2349			2357	0012	0019		0029		0044	0046s		0059s														
Byfleet & New Haw	d			2230		2300			2330				2359				0032	0038		0049s		0102s														
West Byfleet	d			2233	2251	2303		2321	2333		2356		0003		0023	0024	0035	0041		0052s		0105s			0119s											
Woking	a	2218	2234	2238	2259	2311	2318	2329	2338	2355	0001	0003	0010	0019	0028	0028	0040	0047	0051	0058	0104	0110	0115	0125	0141											
Woking	d	2219	2235		2300		2319	2332		2358	0004	0004		0020	0029	0030			0053		0106		0116		0142											
Worplesdon	a						2333k																													
Guildford	a	2233k		2304k			2338k			0008k											0114		0124													
Brookwood	d	2225			2306		2325	2337		0003	0009			0026	0035	0036			0059																	
Ash Vale	d				2314			2345			0017					0044																				
Aldershot	d				2320			2350			0022					0049																				
Farnham	a				2325			2356			0028					0054																				
Farnham	d				2326			2356			0028					0055																				
Bentley	d				2333			0004			0036					0103																				
Alton	a				2340			0011			0043					0110																				
Farnborough	d	2233	2245				2333			0011		0015		0034	0042				0107						0151s											
Fleet	d	2238	2251				2338			0016		0020		0039	0048				0112						0157s											
Winchfield	d	2244					2344			0022				0044s	0053s				0117s																	
Hook	d	2248					2348			0026				0049s	0058s				0122s																	
Basingstoke	a	2258	2303				2357			0035		0034		0058	0107				0131							0209										

Late night and weekend trains may be altered due to engineering works.
Please check at southwesternrailway.com before travelling.

For guide to all other notes and symbols see end of timetable.

SATURDAY

London Waterloo and Woking to Alton and Basingstoke (Suburban Services)

Notes																													
London Waterloo	d		0530	0520			0550		0603	0642		0650	0712	0723	0720	0742	0754	0809	0750	0812	0824	0820	0842	0854	0909	0850	0912	0924	0920
Vauxhall	d			0524			0554		0607			0654			0724				0754			0824			0854			0924	0924
Clapham Junction	d		0537u	0529			0559		0612	0649u		0659	0720u	0731u	0729		0801u		0759	0819u	0831u	0829		0901u		0859	0919u	0931u	0929
Earlsfield	d			0532			0602		0615			0702			0732				0802			0832			0902			0932	0932
Wimbledon	d		0543	0536			0606		0619			0706			0736				0806			0836			0906			0936	0936
Surbiton	d		0551	0544			0614		0634	0700		0714	0730	0742	0744	0800	0812		0814	0830	0842	0844	0900	0912		0914	0930	0942	0944
Esher	d			0548			0618		0638			0718			0748				0818			0848			0918			0948	0948
Hersham	d			0551			0621		0641			0721			0751				0821			0851			0921			0951	0951
Walton-on-Thames	d			0554			0624		0644	0707		0724	0737		0754	0807			0824	0837		0854	0907		0924	0937		0954	0954
Weybridge	d			0557			0627		0648	0711		0727	0741		0757	0811			0827	0841		0857	0911		0927	0941		0957	0957
Byfleet & New Haw	d			0600			0630		0650			0730			0800				0830			0900			0930			1000	1000
West Byfleet	d			0603			0633		0653			0733		0752	0803		0822		0833		0852	0903		0922		0933		0952	1003
Woking	a		0602	0608			0637		0658	0718		0738	0748	0759	0808	0818	0829	0833	0838	0848	0859	0908	0918	0929	0933	0938	0948	0959	1009
Woking	d	0601	0603		0620	0630	0638	0657		0719	0730		0749	0800		0819	0830	0834		0849	0900		0919	0930	0934		0949	1000	
Worplesdon	a			0618k					0717k						0818k							0918k						1018k	
Guildford	a			0623k			0646		0723k				0802k		0823k	0832k				0902k		0923k	0932k				1002k	1024k	
Brookwood	d	0607			0626	0636		0703		0725	0736		0755	0806		0825	0836			0855	0906		0925	0936			0955	1006	
Ash Vale	d	0615				0644		0711			0744			0814			0844				0914			0944				1014	
Aldershot	d	0620				0650		0720			0750			0820			0850				0920			0950				1020	
Farnham	a	0626				0655		0725			0755			0825			0855				0925			0955				1025	
Farnham	d	0626				0656		0726			0756			0826			0856				0926			0956				1026	
Bentley	d	0633				0703		0733			0803			0833			0903						1003					1051	
Alton	a	0641				0710		0740			0810			0840			0910				0938			1010				1058	
Farnborough	d				0634					0733			0803			0833		0844			0903			0933		0944		1003	
Fleet	d				0639					0738			0808			0838		0850			0908			0938		0950		1008	
Winchfield	d				0645					0744			0814			0844					0914			0944				1014	
Hook	d				0649					0748			0818			0848					0918			0948				1018	
Basingstoke	a		0622		0658					0758			0828			0858		0902			0928			0958		1002		1028	

Late night and weekend trains may be altered due to engineering works.
Please check at southwesternrailway.com before travelling.

For guide to notes and symbols see end of timetable.

SATURDAY

London Waterloo and Woking to Alton and Basingstoke (Suburban Services)

Notes																													
London Waterloo	d	0942	0954	1009	0950	1012	1024	1020	1042	1054	1109	1050	1112	1124	1120	1142	1154	1209	1150	1212	1224	1220	1242	1254	1309	1250	1312	1324	1320
Vauxhall	d				0954		1024					1054		1124		1124		1154		1224		1224		1254		1254		1324	1324
Clapham Junction	d		1001u		0959	1019u	1031u	1029		1101u		1059	1119u	1132u	1129		1201u		1159	1219u	1232u	1229		1301u		1259	1319u	1331u	1329
Earlsfield	d				1002							1102							1202							1302		1332	
Wimbledon	d				1006							1106							1206							1306		1336	
Surbiton	d	1000	1012		1014	1030	1042	1044	1100	1112		1114	1130	1142		1201	1212		1214	1230	1242	1244	1300	1312		1314	1330	1342	1344
Esher	d				1018			1048				1118			1149				1218			1248				1318			1348
Hersham	d				1021			1051				1121			1152				1221			1251				1321			1351
Walton-on-Thames	d	1007			1024	1037		1054	1107			1124	1137		1154	1208			1224	1237		1254	1307			1324	1337		1354
Weybridge	d	1011			1027	1041		1057	1111			1127	1141		1158	1212			1227	1241		1257	1311			1327	1341		1357
Byfleet & New Haw	d				1030			1100				1130			1200				1230			1300				1330			1400
West Byfleet	d		1022		1033		1052	1103		1122		1133		1152	1203		1222		1233		1252	1303		1322		1333		1352	1403
Woking	a	1018	1029	1033	1038	1048	1059	1108	1118	1129	1133	1138	1148	1159	1208	1219	1229	1233	1238	1248	1259	1308	1318	1329	1333	1338	1348	1359	1408
Woking	d	1019	1030	1034		1049	1100		1119	1130	1134		1149	1200		1220	1230	1234		1249	1300		1319	1330	1334		1349	1400	
Worplesdon	a						1118k								1218k							1319k							1418k
Guildford	a	1032k			1102k		1123k	1132k					1203k		1223k	1232k				1302k		1324k	1332k				1402k		1423k
Brookwood	d	1025	1036			1055	1106		1125	1136			1155	1206		1226	1236			1255	1306		1325	1336			1355	1406	
Ash Vale	d		1044				1114			1144				1214			1244				1314							1414	
Aldershot	d		1050				1120			1150				1220			1251				1320							1420	
Farnham	a		1055				1125			1155				1225			1256				1325							1425	
Farnham	d		1056				1126			1156				1226			1257				1326							1426	
Bentley	d		1103							1203						1304											1403		
Alton	a		1110				1138			1210				1238			1311				1338						1410		1438
Farnborough	d	1033		1044		1103			1133		1144		1203			1234		1244		1303			1333		1344		1403		
Fleet	d	1038		1050		1108			1138		1150		1208			1239		1250		1308			1338		1350		1408		
Winchfield	d	1044				1114			1144				1214			1245				1314			1344				1414		
Hook	d	1048				1118			1148				1218			1249				1318			1348				1418		
Basingstoke	a	1058		1102		1128			1158		1202		1228			1258		1302		1328			1358		1402		1428		

Late night and weekend trains may be altered due to engineering works.

Please check at southwesternrailway.com before travelling.

For guide to notes and symbols see end of timetable.

SATURDAY

London Waterloo and Woking to Alton and Basingstoke (Suburban Services)

Notes																													
London Waterloo	d	1342	1354	1409	1350	1412	1424	1420	1442	1454	1509	1450	1512	1524	1520	1542	1554	1609	1550	1612	1624	1620	1642	1654	1709	1650	1712	1724	1720
Vauxhall	d				1354		1424					1454		1524	1524				1554		1624	1624				1654	1712	1724	1724
Clapham Junction	d		1401u		1359	1419u	1431u	1429		1501u		1459	1519u	1531u	1529		1601u		1559	1619u	1631u	1629		1701u		1659	1719u	1731u	1729
Earlsfield	d				1402			1432				1502			1532				1602			1632				1702			1732
Wimbledon	d				1406			1436				1506			1536				1606			1636				1706			1736
Surbiton	d	1400	1412		1414	1430	1442	1444	1500	1512		1514	1530	1542	1544	1600	1612		1614	1630	1642	1644	1700	1712		1714	1730	1742	1744
Esher	d				1418			1448				1518			1548				1618			1648				1718			1748
Hersham	d				1421			1451				1521			1551				1621			1651				1721			1751
Walton-on-Thames	d	1407			1424	1437		1454	1507			1524	1537		1554	1607			1624	1637		1654	1707			1724	1737		1754
Weybridge	d	1411			1427	1441		1458	1511			1527	1541		1557	1611			1627	1641		1657	1711			1727	1741		1757
Byfleet & New Haw	d				1430			1501				1530			1600				1630			1700				1730			1800
West Byfleet	d		1422		1433		1452	1504		1522		1533		1552	1603		1622		1633		1652	1703		1722		1733		1752	1803
Woking	a	1418	1429	1433	1438	1448	1459	1509	1518	1529	1533	1538	1548	1559	1608	1619	1629	1633	1638	1648	1659	1708	1718	1729	1733	1738	1748	1759	1808
Woking	d	1419	1430	1434		1449	1500		1519	1530	1534		1549	1600		1620	1630	1634		1649	1700		1719	1730	1734		1749	1800	
Worplesdon	a						1518k								1618k						1718k								1818k
Guildford	a	1432k				1502k	1524k		1532k				1602k		1623k	1632k				1702k		1723k	1732k				1802k		1823k
Brookwood	d	1425	1436			1455	1506		1525	1536			1555	1606		1626	1636			1655	1706		1725	1736			1755	1806	
Ash Vale	d		1444				1514							1614					1644			1714							1814
Aldershot	d		1450				1520							1620					1650			1720							1820
Farnham	a		1455				1525							1625					1655			1725							1825
Farnham	d		1456				1526							1626					1656			1726							1826
Bentley	d		1503											1603					1703			1733							1833
Alton	a		1510				1538							1610					1710			1740							1840
Farnborough	d	1433		1444		1503			1533		1544		1603			1634		1644		1703			1733		1744		1803		
Fleet	d	1438		1450		1508			1538		1550		1608			1639		1650		1708			1738		1750		1808		
Winchfield	d	1444				1514			1544				1614			1645				1714			1744				1814		
Hook	d	1448				1518			1548				1618			1649				1718			1748				1818		
Basingstoke	a	1458		1502		1528			1558		1602		1628			1658		1702		1729			1758		1802		1828		

Late night and weekend trains may be altered due to engineering works.
Please check at southwesternrailway.com before travelling.

For guide to notes and symbols see end of timetable.

SATURDAY

London Waterloo and Woking to Alton and Basingstoke (Suburban Services)

Notes																													
London Waterloo	d	1742	1754	1809	1750	1812	1824	1820	1842	1854	1909	1850	1912	1924	1920	1942	1954	2009	1950	2012	2024	2020	2042	2054	2109	2050	2112	2124	2120
Vauxhall	d				1754	1812	1824	1824				1854	1912	1924	1924				1954			2024			2054	2112	2124	2124	
Clapham Junction	d		1801u		1759	1819u	1831u	1829		1901u		1859	1919u	1931u	1929		2001u		1959	2019u	2031u	2029		2101u	2059	2119u	2131u	2129	
Earlsfield	d				1802			1832				1902			1932				2002			2032			2102			2132	
Wimbledon	d				1806			1836				1906			1936				2006			2036			2106			2136	
Surbiton	d	1800	1812		1814	1830	1842	1844	1900	1912		1914	1930	1942	1944	2000	2012		2014	2030	2042	2044	2100	2112		2114	2130	2142	2144
Esher	d				1818			1848				1918			1948				2018			2048			2118			2148	
Hersham	d				1821			1851				1921			1951				2021			2051			2121			2151	
Walton-on-Thames	d	1807			1824	1837		1854	1907			1924	1937		1954	2007			2024	2037		2054	2107		2124	2137		2154	
Weybridge	d	1811			1827	1841		1857	1911			1927	1941		1957	2011			2027	2041		2057	2111		2127	2141		2157	
Byfleet & New Haw	d				1830			1900				1930			2000				2030			2100			2130			2200	
West Byfleet	d				1833			1903		1922		1933		1952	2003		2022		2033		2052	2103		2122	2133		2152	2203	
Woking	a	1818	1829	1833	1838	1848	1859	1908	1918	1929	1933	1938	1948	1959	2008	2018	2029	2033	2038	2048	2059	2108	2118	2129	2133	2138	2148	2158	2208
Woking	d	1819	1830	1834		1849	1900		1919	1930	1934		1949	2000		2019	2030	2034		2049	2100		2119	2130	2134		2149	2200	
Worplesdon	a						1918k								2018k							2118k						2218k	
Guildford	a	1832k				1902k		1923k	1932k				2002k		2023k	2032k					2102k		2123k	2132k			2202k		2223k
Brookwood	d	1825	1836			1855	1906		1925	1936			1955	2006		2025	2036			2055	2106		2125	2136		2155	2206		
Ash Vale	d		1844				1914							2014			2044				2114			2144				2214	
Aldershot	d		1850				1920							2020			2050				2120			2150				2220	
Farnham	a		1855				1925							2025			2055				2125			2155				2225	
Farnham	d		1856				1926							2026			2056				2126			2156				2226	
Bentley	d		1903				1933							2033			2103				2133			2203				2251	
Alton	a		1910				1940							2040			2110				2140			2210				2258	
Farnborough	d	1833		1844		1903			1933		1944		2003			2033		2044		2103			2133		2144		2203		
Fleet	d	1838		1850		1908			1938		1950		2008			2038		2050		2108			2138		2150		2208		
Winchfield	d	1844				1914			1944				2014			2044				2114			2144				2214		
Hook	d	1848				1918			1948				2018			2048				2118			2148				2218		
Basingstoke	a	1858		1902		1928			1958		2002		2028			2058		2102		2128			2158		2202		2226		

Late night and weekend trains may be altered due to engineering works.
Please check at southwesternrailway.com before travelling.

For guide to notes and symbols see end of timetable.

SATURDAY

London Waterloo and Woking to Alton and Basingstoke (Suburban Services)

Notes																				B									
London Waterloo	d	2142	2154	2209	2150	2212	2224	2220	2242	2254	2250	2312	2324	2335	2320	2342	2355	0010	2350			0014	0020	0040	0037	0105			
Vauxhall	d				2154		2224	2224			2254				2324				2354				0024	0045	0042	0109			
Clapham Junction	d		2201u		2159	2219u	2231u	2229	2249u	2301u	2259	2319u	2331u	2342u	2329	2349u	0002u	0017u	2359			0021u	0029	0051	0049	0115			
Earlsfield	d				2202			2232			2302				2332				0002				0032						
Wimbledon	d				2206			2236			2306				2336			0023u	0006				0036		0058				
Surbiton	d	2200	2212		2214	2230	2242	2244	2300	2312	2314	2338	2342		2344	0001	0013		0015			0033	0044						
Esher	d				2218			2248			2318				2348				0019				0048s						
Hersham	d				2221			2251			2321				2351				0022				0051s						
Walton-on-Thames	d	2207			2224	2237		2254	2307		2324	2345			2354	0007			0025			0040	0053s						
Weybridge	d	2211			2227	2241		2257	2311		2327	2349			2357	0011			0028			0044	0057s						
Byfleet & New Haw	d				2230			2300			2330				2359				0031			0038	0100s						
West Byfleet	d		2222		2233		2252	2303		2322	2333		2355		0003		0022		0034		0041		0103s		0121s				
Woking	a	2218	2229	2233	2237	2248	2259	2308	2318	2329	2338	2356	2359	0001	0007	0018	0027	0039	0042		0049	0052	0108	0115	0126	0148			
Woking	d	2219	2231	2234	2238	2249	2300		2319	2330		2357	0003	0003		0019	0028	0040		0044		0053		0116		0149			
Worplesdon	a							2318k		2330					0019k														
Guildford	a	2232k			2247	2303k		2323k	2334k		2351k				0024k						0104k			0124					
Brookwood	d	2225	2237			2255	2306		2325	2337		0003	0008			0025	0034			0051		0059							
Ash Vale	d		2245				2314			2345			0016				0042			0059									
Aldershot	d		2251				2319			2353			0021				0047			0104									
Farnham	a		2256				2325			2358			0027				0052			0109									
Farnham	d		2257				2325			2359			0027				0053			0110									
Bentley	d		2304				2333			0006			0035				0100												
Alton	a		2311				2340			0013			0042				0108			0122									
Farnborough	d	2233		2244		2303			2333			0010		0014		0033						0107				0158s			
Fleet	d	2238		2250		2308			2338			0016		0020		0038						0112				0204s			
Winchfield	d	2244				2314			2344			0021				0043s						0117s							
Hook	d	2248				2318			2348			0026				0048s						0122s							
Basingstoke	a	2258		2302		2326			2356			0034		0033		0058		0058				0131				0216			

Late night and weekend trains may be altered due to engineering works.
Please check at southwesternrailway.com before travelling.

For guide to notes and symbols see end of timetable.

SUNDAY

London Waterloo and Woking to Alton and Basingstoke (Suburban Services)

Notes				B		D		C		D		B		D		B		D		B		D												
London Waterloo	d			0710		0740		0807		0810		0840		0905		0910		0940		1007		1010		1040		1107		1110		1140		1207		1210
Vauxhall	d			0714		0744		0814		0814		0844		0914		0914		0944		1014		1014		1044		1114		1114		1144		1214		
Clapham Junction	d			0719		0749		0815		0819		0849		0915		0919		0949		1015		1019		1049		1115		1119		1149		1215		1219
Earlsfield	d			0722		0752		0822		0822		0852		0922		0922		0952		1022		1022		1053		1123		1123		1153		1223		
Wimbledon	d			0726		0756		0822		0826		0856		0922		0926		0956		1022		1026		1057		1122		1127		1157		1222		1227
Surbiton	d			0735		0805		0830		0835		0905		0930		0935		1005		1030		1035		1105		1130		1135		1205		1230		1235
Esher	d			0739		0809		0839		0839		0909		0939		0939		1009		1039		1039		1109		1139		1139		1209		1239		
Hersham	d			0742		0812		0842		0842		0912		0942		0942		1012		1042		1042		1112		1142		1142		1212		1242		
Walton-on-Thames	d			0745		0815		0845		0845		0915		0945		0945		1015		1045		1045		1115		1145		1145		1215		1245		
Weybridge	d			0749		0819		0849		0849		0919		0949		0949		1019		1049		1049		1119		1149		1149		1219		1249		
Byfleet & New Haw	d			0751	0802	0821		0851	0902	0921		0951	1002	1021		1021		1051	1102	1121		1121		1151	1202	1221		1221		1251				
West Byfleet	d			0754	0805	0824		0854	0905	0924		0954	1005	1024		1024		1054	1105	1124		1124		1154	1205	1224		1224		1254				
Woking	a			0759	0811	0829		0842		0859	0911	0929		0942		0959	1011	1029		1042		1059	1111	1129		1142		1159	1211	1229		1242		1259
Woking	d	0746	0749	0805		0835		0846	0849	0905		0936		0946	0949	1005		1036		1046	1049	1105		1135		1146	1149	1205		1235		1246	1249	1300
Worplesdon	a			0814	0840k	0840		0904k		0914	0940k	0940		1010k		1014	1040k	1040		1046		1105		1139		1146	1149	1205		1239		1246	1249	1300
Guildford	a			0814	0840k	0846		0904k		0914	0940k	0946		1010k		1014	1040k	1046		1110k		1114	1140k	1146		1210k		1214	1240k	1246		1304k		1310
Brookwood	d	0751	0755					0851	0855					0951	0955					1051	1055					1151	1155					1251	1255	
Ash Vale	d		0803						0903						1003						1103					1203						1303		
Aldershot	d		0808						0908						1008						1108					1208						1308		
Farnham	a		0813						0913						1013						1113					1213						1313		
Farnham	d		0814						0914						1014						1114					1214						1314		
Bentley	d		0823						0923						1022						1122					1222						1322		
Alton	a		0831						0931						1030						1130					1230						1330		
Farnborough	d	0759						0859						0959							1059					1159						1259		
Fleet	d	0804						0904						1004							1104					1204						1304		
Winchfield	d	0810						0910						1010							1110					1210						1310		
Hook	d	0814						0914						1014							1114					1214						1314		
Basingstoke	a	0822						0922						1025							1122					1222						1322		

Late night and weekend trains may be altered due to engineering works.
Please check at southwesternrailway.com before travelling.

For guide to notes and symbols see end of timetable.

SUNDAY

London Waterloo and Woking to Alton and Basingstoke (Suburban Services)

	Notes	B		D		B		D		B		D		B		D		B		D					
London Waterloo	d		1240	1307	1310	1340	1407	1410	1440	1507	1510	1550	1537	1540	1607	1610	1650	1637	1640						
Vauxhall	d		1244		1314	1344		1414	1444		1514			1544		1614			1644						
Clapham Junction	d		1249	1315	1319	1349	1415	1419	1449	1515	1519	1558u	1546	1549	1616	1619	1658u	1646	1649						
Earlsfield	d		1252		1322	1352		1422	1452		1522			1552		1622			1652						
Wimbledon	d		1256	1322	1326	1356	1422	1426	1456	1522	1526		1553	1556	1622	1626			1653						
Surbiton	d		1305	1330	1335	1405	1430	1435	1504	1530	1535		1602	1605	1630	1635			1702						
Esher	d		1309		1339	1409		1439	1509		1539			1609		1639			1709						
Hersham	d		1312		1342	1412		1442	1512		1542			1612		1642			1712						
Walton-on-Thames	d		1315		1345	1415		1445	1515		1545		1609	1615		1645			1709		1715				
Weybridge	d		1319		1349	1419		1449	1519		1549		1613	1619		1649			1713		1719				
Byfleet & New Haw	d	1302	1321		1351	1402	1421		1451	1502	1521		1551	1602		1621			1651	1702	1719				
West Byfleet	d	1305	1324		1354	1405	1424		1454	1505	1524		1554	1605		1624			1654	1705	1724				
Woking	a	1311	1329	1342	1359	1411	1429	1442	1459	1511	1529	1542	1559	1611	1619	1619	1629	1642	1659	1711	1719	1719			
Woking	d		1335	1346	1349	1400	1435	1446	1449	1502	1535	1546	1549	1600	1621	1623	1626	1635	1646	1649	1700	1721	1723	1726	1735
Worplesdon	a		1339		1400	1439		1502	1539		1549		1600		1621		1639		1649		1700		1721	1739	
Guildford	a	1340k	1346	1404k	1410	1440k	1446	1506k	1511	1540k	1546	1604k	1609			1640k	1649	1704k	1709			1740k	1746		
Brookwood	d		1351	1355			1451	1455			1551	1555			1628	1632		1651	1655			1728	1732		
Ash Vale	d			1403				1503			1603				1641		1703					1741			
Aldershot	d			1408				1508			1608			1646		1708						1746			
Farnham	a			1413				1513			1613			1651		1713						1751			
Farnham	d			1414				1514			1614			1655		1714						1755			
Bentley	d			1422				1522			1622			1707		1722						1807			
Alton	a			1430				1530			1630					1730									
Farnborough	d		1359				1459				1559			1632	1636		1659			1732	1736				
Fleet	d		1404				1504				1604			1642		1704					1742				
Winchfield	d		1410				1510				1610					1710									
Hook	d		1414				1514				1614					1714									
Basingstoke	a		1422				1522				1622			1646	1654		1722			1746	1754				

Late night and weekend trains may be altered due to engineering works.
Please check at southwesternrailway.com before travelling.

For guide to notes and symbols see end of timetable.

SUNDAY

London Waterloo and Woking to Alton and Basingstoke (Suburban Services)

Notes	D	B	D	D	D	D	B	D	D	D	D	B	D	D	D	D	B								
London Waterloo	d	1707	1710	1750	1737	1740	1807	1810	1850	1837	1840	1907	1910	1950	1937	1940	2007	2010							
Vauxhall	d		1714			1744		1814			1844		1914		1944		2014								
Clapham Junction	d	1716	1719	1758u	1746	1749	1816	1819	1858u	1846	1849	1916	1919	1958u	1946	1949	2016	2019							
Earlsfield	d		1722			1752		1822			1852		1922		1952		2022								
Wimbledon	d	1722	1726		1753	1756	1822	1826		1853	1856	1922	1926		1953	1956	2022	2026							
Surbiton	d	1730	1735		1802	1805	1830	1835		1902	1905	1930	1935		2002	2005	2030	2035							
Esher	d		1739			1809		1839			1909		1939			2009		2039							
Hersham	d		1742			1812		1842			1912		1942			2012		2042							
Walton-on-Thames	d		1745		1809	1815		1845		1909	1915		1945		2009	2015		2045							
Weybridge	d		1749		1813	1819		1849		1913	1919		1949		2013	2019		2049							
Byfleet & New Haw	d		1751	1802		1821		1851	1902		1921		1951	2002		2021		2051							
West Byfleet	d		1754	1805		1824		1854	1905		1924		1954	2005		2024		2054							
Woking	a	1742	1759	1815	1819	1829	1842	1859	1915	1919	1919	1929	1942	1959	2015	2019	2019	2029	2042	2059	2115				
Woking	d	1746	1749	1800	1821	1823	1826	1835	1846	1849	1900	1921	1923	1926	1935	1946	1949	2000	2021	2023	2026	2035	2046	2049	2100
Worplesdon	a					1839		1846			1900		1921		1939					2023	2026	2039			
Guildford	a	1804k	1810		1840k	1846	1904k	1910			1940k		1946	2004k	2010		2040k	2046	2104k	2109					
Brookwood	d	1751	1755		1828	1832	1851	1855		1928	1932	1951	1955		2028	2032	2051	2055							
Ash Vale	d		1803			1841		1903			1941		2003		2041		2103								
Aldershot	d		1808			1846		1908			1946		2008		2046		2108								
Farnham	a		1813			1851		1913			1951		2013		2051		2113								
Farnham	d		1814			1855		1914			1955		2014		2056		2114								
Bentley	d		1822			1922		1922			2022		2022		2122		2122								
Alton	a		1830		1907	1930		1930			2007		2030		2109		2130								
Farnborough	d	1759			1832	1836		1859		1932	1936		1959		2032	2036		2059							
Fleet	d	1804			1842			1904			1942		2004		2042		2104								
Winchfield	d	1810						1910					2014				2110								
Hook	d	1814						1914					2014				2114								
Basingstoke	a	1822			1846	1854		1922		1946	1954		2022		2046	2054		2122							

Late night and weekend trains may be altered due to engineering works.
Please check at southwesternrailway.com before travelling.

For guide to notes and symbols see end of timetable.

SUNDAY

London Waterloo and Woking to Alton and Basingstoke (Suburban Services)

Notes	D	D	D	B	D	D	D	B	D	B	D	D	D	B	D	B	D	D		
London Waterloo	d	2050	2037	2040	2107	2110	2150	2137	2140	2207	2210	2250	2237	2240	2307	2310	2335	2340	0010	
Vauxhall	d			2044	2114	2114			2144	2214	2214			2244	2314	2314		2344	0010	
Clapham Junction	d	2058u	2046	2049	2116	2119	2158u	2146	2149	2216	2219	2258u	2246	2249	2316	2319	2344u	2349	0017u	
Earlsfield	d			2052	2122	2122			2152	2222	2222			2252	2322	2322		2352		
Wimbledon	d		2053	2056	2122	2126		2154	2156	2222	2226		2253	2256	2322	2326		2356	0023u	
Surbiton	d		2102	2105	2130	2135		2202	2205	2230	2235		2302	2305	2330	2335		0005		
Esher	d			2109		2139			2209		2239			2309		2339		0009		
Hersham	d			2112		2142			2212		2242			2312		2342		0012		
Walton-on-Thames	d		2109	2115	2145			2209	2215		2245		2309	2315		2345		0016		
Weybridge	d		2113	2119	2149			2213	2219		2249		2313	2319		2349		0020		
Byfleet & New Haw	d			2121	2151	2202			2221		2251	2302		2321		2351	0002	0023		
West Byfleet	d			2124	2154	2205			2224		2254	2305		2324		2354	0005	0026		
Woking	a	2119	2119	2129	2142	2159	2211	2219	2229	2242	2259	2311	2319	2329	2342	2359	0007	0011	0031	0039
Woking	d	2121	2123 2126	2135	2146 2149	2200	2221	2223 2226	2235	2246 2249	2305	2321	2323 2326	2335	2346 2349	0005	0008	0033	0042	
Worplesdon	a			2139					2239					2339						
Guildford	a		2140k	2146	2204k	2210		2240k	2246	2304k	2313		2340k	2346	0010k	0016				
Brookwood	d		2128	2132	2151	2155		2228	2232	2251	2255		2328	2332	2351	2355		0039		
Ash Vale	d			2141		2203			2241		2303			2341		0003		0047		
Aldershot	d			2146		2208			2246		2308			2349		0008		0052		
Farnham	a			2151		2213			2251		2313			2354		0013		0057		
Farnham	d			2155		2214			2255		2314			2355		0015				
Bentley	d			2222		2232			2232		2322			0024						
Alton	a		2207			2230			2307		2330		0012		0031					
Farnborough	d	2132	2136		2159			2232	2236		2259		2332	2336		2359		0019		
Fleet	d		2142		2204				2242		2304			2342		0004		0024		
Winchfield	d				2210						2310					0010				
Hook	d				2214						2314					0014				
Basingstoke	a	2146	2154		2222			2246	2254		2323		2346	2354		0022		0039	0100	





Late night and weekend trains may be altered due to engineering works.
Please check at southwesternrailway.com before travelling.

For guide to notes and symbols see end of timetable.

GUIDE TO NOTES AND SYMBOLS

- FX** Service does not run on Friday.
- FO** Service runs on Friday only.
- SX** Service does not run on Saturday morning.
- SO** Service runs on Saturday morning only.
- a** Arrival time.
- d** Departure time.
- k** Change at Woking.
- s** Stops to let passengers leave the train only.
- u** Stops to let passengers join the train only.
- I** First Class accommodation available.
- ★ **Passengers travelling with cycles may not join or leave services at stations with train times shown in blue.**
- ↳ Continued in later column.
- ← Continued from earlier column.
- ↘ Train attaches to another.
- ↙ Train divides.

All services in this timetable are operated by South Western Railway.

- B** To or from London Waterloo via Staines. (see timetable 16).
- C** From Clapham Junction. (see timetable 16).
- D** Train divides at Woking - Front portion continues to Basingstoke. Rear portion continues to Alton.
-  Interchange for Mid-Hants Steam Railway. Visit watercressline.co.uk
-  Car Park.
-  Interchange for London Trams service to Croydon. Visit tfl.gov.uk for details.
-  Interchange for London Underground. Visit tfl.gov.uk for details.
- ← Woking - Railair coach link between Woking station and Heathrow Airport. Visit firstbus.co.uk/railair for details.
- Ⓞ Minimum connection time where different from the standard five minutes.
- #6** Number of the timetable which shows faster services between this station, Clapham Junction and London Waterloo.

Cycles on trains - Monday to Friday

At peak times the following restrictions apply in the area bounded by Reading, Hook, Alton, Guildford and Dorking.

Passengers travelling with cycles may not join or leave from services timed to arrive at London Waterloo between 0715 and 1000 inclusive or timed to depart from London Waterloo between 1645 and 1900 inclusive.

Travelling after midnight?

Trains which run after midnight are shown at the end of the day.














Timetable information

For services between Farnham and Guildford or Ascot, please see timetable 12.

For the full service between Farnham, Aldershot and Ash Vale, please see timetable 51.

STATION INFORMATION

See notes for explanation of symbols.

Basingstoke			#21
Hook			
Winchfield			
Fleet			
Farnborough			
Alton			
Bentley			
Farnham			
Aldershot		④	
Ash Vale			
Brookwood		③	
Guildford			#6
Worplesdon			#6
Woking		←	#6
West Byfleet			
Byfleet & New Haw			
Weybridge			
Walton-on-Thames			
Hersham			
Esher			
Surbiton		Ⓞ	
Wimbledon		 	Ⓞ
Earlsfield			
Clapham Junction		⑩	
Vauxhall			
London Waterloo		⑮	

South Western Railway and Community Rail Partnerships

We are committed to working with Community Rail Partnerships (CRPs) across our network. CRPs are not-for-profit organisations that help to further connect the railway with the communities they serve. They work closely with SWR to promote healthy and sustainable travel, design projects which bring communities together, as well as support social and economic development. SWR is proud to provide core funding and support to 12 CRPs on our network.

Wey Valley Community Rail Partnership

Stations: Guildford, Wanborough, Ash Vale, Ash, Aldershot, Farnham, Bentley and Alton

A new Community Rail Partnership that covers the Alton Line.

Find out more at weyvalleycrp.co.uk



Visit us at southwesternrailway.com

- Buying tickets online
- Live train information
- Train times
- Special offers and days out
- Plan your journey
- Latest news

Customer Service Centre

0345 6000 650

Monday to Friday 0800 - 2000

Saturday 0900 - 1800

Sunday 0900 - 1600

Our UK based team are available for:

- Comments and suggestions

Assisted Travel

0800 5282 100

Text relay 18001 0800 5282 100

A freephone service open 24 hours for older and disabled customers.

We recommend booking assistance **2 hours in advance**.

National Rail Enquiries

03457 48 49 50

Train times, fares and rail information.

Free travel alerts

southwesternrailway.com/alerts

Keeping our registered customers up-to-date with their service running information, delays and alterations.

Twitter [@SW_Help](https://twitter.com/SW_Help)

Follow South Western Railway on Twitter and be the first to know what's happening on our network.

Facebook Facebook.com/SWRailway

Providing South Western Railway network information and details of our latest offers.

First MTR South Western Trains Limited (trading as South Western Railway) accepts no liability for any inaccuracy in the information contained in this timetable which is subject to alteration.

First MTR South Western Trains Limited. Registered in England and Wales 07900320.

Registered office: 8th Floor, The Point, 37 North Wharf Road, London W2 1AF.

A First and MTR company.

South Western
 **Railway**

PTT10 09 2024



Please Recycle