

28 Weymouth and Bournemouth to London Waterloo



Train times

22 September to 14 December 2024

Your timetable

This timetable shows train services between **Weymouth, Poole, Bournemouth, Southampton, Winchester, Basingstoke, Woking and London Waterloo**.

It also shows train services between:

- **Yeovil and Weymouth** - see timetable **28A**.

And it shows connecting **bus services**:

- between **Dorchester South, Bridport and Lyme Regis** - see timetable **28B**;
- between **Weymouth, Bridport and Lyme Regis** - see timetable **28C**; and
- from **Bournemouth Rail Station and Bournemouth Airport** - see timetable **28D**.

For the complete train service between Southampton and London Waterloo (and the stations in-between), please see timetable 19.

For services between Brockenhurst, Lymington Town and Lymington Pier (for Yarmouth, Isle of Wight), please see timetable 27.

Buy a ticket before you board

You need to buy a valid ticket before you get on your train. We know that most of our passengers do this before travelling, and we have a duty to those passengers to make sure no-one travels without paying. This is why we run a penalty fares scheme across most of our network.

If you travel without a valid ticket to or from a station within the penalty fares area, you may have to pay a penalty fare. A Penalty Fare is £100 plus the price of the full single fare applicable for your intended journey. However, if it is paid within 21 days, the Penalty Fare is reduced to £50 plus the price of the single fare applicable.

We have a policy to, wherever possible, prosecute everyone who deliberately avoids paying.

Cycles on trains

The services in this timetable have limited room for cycles, so we have had to apply some restrictions. The ★ symbol, with train times printed in **blue**, shows which trains have restrictions. These restrictions are explained in the 'Guide to notes and symbols' section.

We will carry folding cycles on any train, as long as they can be folded small enough to be carried safely in the luggage rack. Cycles are not allowed on buses that replace trains during engineering work.

Changes to train times

Network Rail need to do engineering work to maintain and improve the rail network. They do a lot of this work at weekends and during holiday periods, but they also need to do some work overnight during the week.

If we need to close rail lines so Network Rail can carry out work, buses will replace train services. We may also have to alter train services over a wider area.

Please check for any changes to train times before travelling at weekends, late in the evening or early in the morning.

Look for the 'Changes to train times' posters at stations, or visit our website at **southwesternrailway.com**.

Travel with Confidence

So that you can travel with confidence, we are ventilating trains to refresh air, improving information about journeys and trains, and extensively cleaning trains and stations.

Automated Delay Repay

We have introduced a new Automated Delay Repay (ADR) system that drastically cuts the time it takes to claim and receive compensation if your train is late.

ADR works for all customers who have bought Advance tickets or a Touch Smartcard season ticket from our website.

If you have a Touch Smartcard season ticket, you will need to touch in and out at the beginning and end of your journey, sign up for a Delay Repay account at **delayrepay.southwesternrailway.com** and select 'Auto Delay Repay'. (The email addresses you use for 'My Account' and 'Delay Repay' must match.)

To find out more about Automated Delay Repay, visit: **southwesternrailway.com/contact-and-help/refunds-and-compensation/delay-repay/automated-delay-repay**.

No-smoking policy

For the comfort of all our customers, smoking and using e-cigarettes is not allowed on any part of our trains or stations.

You can smoke outside the station entrance or in our car parks.



South Western Railway and Community Rail Partnerships

We are committed to working with Community Rail Partnerships (CRPs) across our network. CRPs are not-for-profit organisations that help to further connect the railway with the communities they serve. They work closely with SWR to promote healthy and sustainable travel, design projects which bring communities together, as well as support social and economic development. SWR is proud to provide core funding and support to 12 CRPs on our network.

South Wessex Community Rail Partnership

Covering the line running south of Westbury to Weymouth, including Upwey and Weymouth.

Find out more at southwessexcrp.org.uk/



SOUTH WESSEX
COMMUNITY RAIL PARTNERSHIP

New Forest Community Rail Partnership

Stations: Lymington Pier, Lymington Town, Brockenhurst, Sway and Ashurst New Forest.

The Community Rail Partnership was launched in July 2008 and over the years the partnership has worked hard to help people discover, and explore, attractions from the New Forest and Lymington, as well as connections on to the Isle of Wight.

Find out more at newforestcrp.co.uk



New Forest Community Rail Partnership

www.newforestcrp.co.uk

Purbeck

Community Rail Partnership

Stations: Holton Heath, Wareham, Wool, Moreton, Dorchester South and the Swanage Railway

Formed in conjunction with Swanage Railway, Purbeck Community Rail Partnership supports the reintroduction of services from Swanage to Wareham. The partnership covers not only four of the mainline stations but also those on the Swanage line.

Find out more at purbeckcrp.org.uk



Three Rivers

Community Rail Partnership

Stations: Salisbury, Dean, Mottisfont & Dunbridge, Romsey, Millbrook, Redbridge, Southampton Central, St Denys, Swaythling, Southampton Airport, Eastleigh, Chandler's Ford, Bitterne, Woolston, Sholing, Netley, Hamble, Bursledon, Shawford and Winchester

Three Rivers aims to improve stations in the area of the rail routes that run alongside the main rivers between Salisbury, Winchester, Southampton and Bursledon – hence 'Three Rivers'. It is a group of local authorities, residents and the train industry, working to improve local stations, promote tourism, and train and bus service integration.

Find out more at threeriversrail.com/



MONDAY TO FRIDAY
Weymouth, Poole and Bournemouth to Basingstoke, Woking and London Waterloo

	Operator Notes	SW ★	SW	SW ★	SW ★	XC ★	SW ★	SW ★	SW ★	SW ★	XC	SW ★	SW ★	SW	SW	SW	XC	SW	SW	SW	SW	SW	XC	SW	SW	SW	SW	SW	
Weymouth	d							0550		0620			0650					0721	0752			0820				0900		0920	
Upwey	d							0554		0624			0654						0725	0756			0824				0902	0924	
Dorchester South	d							0602		0632			0702						0733	0806			0833			0910	0933		
Moreton	d							0609		0639			0709						0739	0812			0840				0940		
Wool	d							0615		0645			0715						0745	0818			0846				0946		
Wareham	d							0625		0653			0723						0753	0825			0853			0926	0953		
Holton Heath	d							0628					0727						0757	0828			0856				0956		
Hamworthy	a							0633		0700			0732						0802	0833			0901			0933	1001		
Poole	d	0457	0521	0538	0553			0640	0648	0708		0717	0738		0801			0808	0839	0853	0858	0907			0939	0958	1007		
Parkstone	d	0501	0525	0542	0557			0644	0652	0712		0721	0742		0805			0812	0843			0902			0943	1002			
Branksome	d	0504	0528	0545	0600			0647	0655	0716		0724	0746		0808			0815	0847			0906			0946	1006			
Bournemouth	a	0509	0533	0551	0605			0652	0700	0721		0729	0751		0813			0820	0853	0902		0911	0917			0953	1011	1017	
Bournemouth	d	0512	0535	0553	0609	0630	0633	0655	0702	0723	0731	0733	0753	0802	0815		0840	0822	0854	0905		0922			0945	0957	1002	1022	
Pokesdown for Boscombe	d	0516	0539		0613			0637		0706		0737		0806	0818			0825		0909		0926					1006	1026	
Christchurch	d	0520	0543		0617			0641		0710		0741		0810	0822			0829		0913		0930					1010	1030	
Hinton Admiral	d		0548		0622			0646		0715		0746		0815				0834		0918							1015		
New Milton	d	0527	0553		0626			0651		0719		0750		0819	0829			0839		0922		0937					1019	1037	
Sway	d		0557		0631			0655		0724		0755		0824				0843		0927							1024		
Brockenhurst	a	0534	0603	0608	0636			0700		0729		0800	0808	0829	0837			0849	0910	0932		0943			0959	1013	1029	1043	
Brockenhurst	d	0535		0609	0638			0701		0731			0801	0809	0830	0838			0850	0911	0933		0944			1000	1014	1030	1044
Beaulieu Road	d												0806		0835													1035	
Ashurst (New Forest)	d				0646			0709		0739			0810		0839			0857		0942								1039	
Totton	d	0546		0620	0651			0714		0744			0815		0844			0902		0947								1044	
Southampton Central	a	0554		0628	0658	0702	0720	0725	0752	0756	0802	0821	0826	0853	0855	—	0913	0917	0927	0953		0958			1013	1028	1053	1058	
Southampton Central	d	0555		0630	0700	0715	0730	0800	0815	0830	0902	0900	0902	0915	0931	0955	1000	—	1015	1030	1055	1100	—						
Southampton Airport	a	0602		0637	0707	0722	0737	0807	0822	0837	—	0907	0912	0922	0938	1002	1007	—	1022	1037	1102	1107	—						
Eastleigh	a	0607		0649t			0749t						0850t		0916	1006			0950t		1006		1006		1006		1050t	1106	
Winchester	a	0617		0646	0717	0730	0747	0817	0830	0847		0917	0927	0932	0948	—		1017	1025	1030	1047	—					1117	1124	
Basingstoke	a	0635		0704	0734	0746	0813r	0834	0846	0847		0914r	0936	0948	1012r	1034			1010	1056e		1034					1111r	1134	
Reading	a	0708b		0746b		0809			0907			0947e		1010	1056e				1010	1056e							1107	1149e	
Woking	a	0655		0734r	0808r	0833b	0842r	0854		0922		0955		1015b	1021				1015b	1115b							1115b	1120	
Clapham Junction	a	0715				0905g		0914		0942		1015		1036b					1106k	1112						1136b	1205k	1211	
London Waterloo	a	0726		0747	0819	0843b	0848	0925		0953		1024							1049	1121							1147	1220	

Late night and weekend trains may be altered due to engineering works.
Please check at southwesternrailway.com before travelling.

★ Passengers travelling with cycles may not join or leave services at stations with train times shown in blue.

For guide to notes and symbols, see end of this timetable.

MONDAY TO FRIDAY
Weymouth, Poole and Bournemouth to Basingstoke, Woking and London Waterloo

	Operator Notes	XC	SW	SW	SW	SW	XC	SW	SW	SW	SW	SW	XC	SW	SW	SW	SW	SW	XC	SW	SW	SW	SW	XC	SW														
Weymouth	d		1003			1017				1100				1117						1200					1217			1300					1317				1400		
Upwey	d					1021								1121												1221								1321					
Dorchester South	d		1014			1030				1110				1130						1210						1230								1330				1410	
Moreton	d					1036								1136												1236								1336					
Wool	d					1042								1142												1242								1342					
Wareham	d		1029			1051				1126				1151						1226						1251								1351				1426	
Holton Heath	d					1054								1154												1254								1354					
Hamworthy	a		1036			1059				1133				1159						1233						1259								1359				1433	
Poole	d		1041			1058				1139				1205						1239						1258								1339			1358	1405	1439
Parkstone	d		1045			1102				1143				1202						1243						1302								1343			1402		1443
Branksome	d		1049			1106				1146				1206						1246						1306								1346			1406		1446
Bournemouth	a		1055			1111	1116			1153				1211	1216					1253						1311	1316							1353			1411	1416	1453
Bournemouth	d	1045	1059	1102	1120		1145	1157	1202	1220			1245	1257	1302	1320			1345	1357	1402	1420			1445	1458													
Pokesdown for Boscombe	d			1106	1124				1206	1224				1306	1324							1406	1424																
Christchurch	d			1110	1128				1210	1228				1310	1328							1410	1428																
Hinton Admiral	d			1115					1215					1315								1415																	
New Milton	d			1119	1135				1219	1235				1319	1335							1419	1435																
Sway	d			1124					1224					1324								1424																	
Brockenhurst	a		1113	1129	1143				1213	1229	1243			1313	1329	1343					1413	1429	1443															1513	
Brockenhurst	d		1114	1130	1144				1214	1230	1244			1314	1330	1344					1414	1430	1444															1514	
Beaulieu Road	d								1235													1435																	
Ashurst (New Forest)	d			1139					1239					1339								1439																	
Totton	d			1144					1244					1344								1444																	
Southampton Central	a	1113	1128	1150	1158		1213	1228	1250	1258			1313	1328	1350	1358			1413	1428	1452	1458			1513	1528													
Southampton Central	d	1115	1130	1155	1200		1215	1230	1255	1300			1315	1330	1355	1400			1415	1430	1457	1500			1515	1530													
Southampton Airport	a	1122	1137	1202	1207		1222	1237	1302	1307			1322	1337	1402	1407			1422	1437	1504	1507			1522	1537													
Eastleigh	a		1150t	1206		1206		1250t	1307			1307		1350t	1406			1406		1450t	1508			1508		1550t													
Winchester	a	1131	1147	1217	1247	1224	1230	1247	1317	1324	1331	1347	1417	1424	1447	1454	1461	1468	1475	1482	1489	1496	1503	1510	1517	1524	1531	1538	1545	1552	1559	1566	1573	1580	1587	1594	1601	1608	
Basingstoke	a	1147	1213r	1234		1246	1315r	1334	1349	1411r	1434	1446	1511r	1534	1546	1558	1570	1582	1594	1606	1618	1630	1642	1654	1666	1678	1690	1702	1714	1726	1738	1750	1762	1774	1786	1798	1810	1822	
Reading	a	1207				1306	1355e		1407	1448e									1506	1555e					1609	1655e													
Woking	a	1215b	1220			1320	1315b	1420	1515b	1520	1535b	1540	1545b	1550	1555b	1560	1565	1570	1575	1580	1585	1590	1595	1600	1605	1610	1615	1620	1625	1630	1635	1640	1645	1650	1655	1660	1665	1670	1675
Clapham Junction	a	1237b	1306k		1312	1336b	1406k	1412	1436b	1504k	1511	1536b	1605k	1611	1636b	1705k	1711	1736b	1805k	1811	1836b	1905k	1911	1936b	2005k	2011	2036b	2105k	2111	2136b	2205k	2211	2236b	2305k	2311	2336b	2405k	2411	
London Waterloo	a		1249		1321		1349		1421		1449		1520		1549		1620		1649		1720		1749		1820		1849		1920		1949		2020		2049		2120		2149

Late night and weekend trains may be altered due to engineering works.
Please check at southwesternrailway.com before travelling.

For guide to notes and symbols, see end of this timetable.

MONDAY TO FRIDAY
Weymouth, Poole and Bournemouth to Basingstoke, Woking and London Waterloo

Operator Notes	SW	SW	SW	SW	XC	SW	SW	SW	SW	SW	XC	SW	SW	SW	SW	SW	XC	SW	SW	SW	SW	SW	XC	SW	SW	SW	SW	SW
Weymouth	d		1417			1500			1517			1600			1617			1700			1717			1800			1817	
Upwey	d		1421						1521						1621						1721						1821	
Dorchester South	d		1430			1510			1530			1610			1630			1710			1730			1810			1830	
Moreton	d		1436						1536						1636						1736						1836	
Wool	d		1442						1542						1642						1742						1842	
Wareham	d		1451			1526			1551			1626			1651			1726			1751			1826			1851	
Holton Heath	d		1454						1554						1654						1754						1854	
Hamworthy	a		1459			1533			1559			1633			1659			1733			1759			1833			1859	
Poole	d		1458	1505		1539		1558	1605			1639		1658	1705			1739		1758	1807			1839		1858	1905	
Parkstone	d		1502			1543		1602				1643		1702				1743		1802			1843		1902			
Branksome	d		1506			1546		1606				1646		1706				1746		1806			1846		1906			
Bournemouth	a		1511	1516		1553		1611	1616			1653		1711	1716			1753		1811	1817			1853		1911	1916	
Bournemouth	d	1502	1520		1545	1557	1602	1620			1645	1657	1702	1720			1745	1757	1802	1820			1845	1857	1902	1920		
Pokesdown for Boscombe	d	1506	1524				1606	1624					1706	1724					1806	1824					1906	1924		
Christchurch	d	1510	1528				1610	1628					1710	1728					1810	1828					1910	1928		
Hinton Admiral	d	1515					1615						1715						1815						1915			
New Milton	d	1519	1535				1619	1635					1719	1735					1819	1835					1919	1935		
Sway	d	1524					1624						1724						1824						1924			
Brookenhurst	a	1529	1543			1613	1629	1643				1713	1729	1743				1813	1829	1843			1859	1913	1929	1943		
Brookenhurst	d	1530	1544			1614	1630	1644				1714	1730	1744				1814	1830	1844			1900	1914	1930	1944		
Beaulieu Road	d						1635												1835									
Ashurst (New Forest)	d	1539					1639						1739						1839						1939			
Totton	d	1544					1644						1744						1844						1944			
Southampton Central	a	1552	1558		1613	1628	1650	1658			1713	1728	1750	1758			1813	1828	1853	1858			1913	1928	1952	1958		
Southampton Central	d	1555	1600		1615	1630	1652	1700			1715	1730	1752	1800			1815	1830	1857	1900			1915	1930	1955	2000		
Southampton Airport	a	1602	1607		1622	1637	1703	1707			1722	1737	1803	1807			1822	1837	1904	1907			1922	1937	2002	2007		
Eastleigh	a	1607		1607	1650t	1707			1707	1735t	1750t	1807			1807	1850t	1908			1908			1950t	2006		2006		
Winchester	a		1617	1624	1631	1647			1717	1747					1817	1822	1831	1847		1917	1924	1930	1947			2017	2021	
Basingstoke	a		1634		1647	1711r			1734	1741	1746	1811r			1834	1840	1847	1911r		1934	1941	1946	2011r			2034		
Reading	a				1707	1746e					1807	1849e					1908	1947e			2009	2044e						
Woking	a				1716b	1721					1820						1924						2021			2053		
Clapham Junction	a		1711		1736b	1804k			1811		1836b	1904k			1911	1940b	2004k			2010			2052k			2116		
London Waterloo	a		1720			1749			1820			1849			1920			1951		2019			2049			2129		

Late night and weekend trains may be altered due to engineering works.
Please check at southwesternrailway.com before travelling.

For guide to notes and symbols, see end of this timetable.

SATURDAY

Weymouth, Poole and Bournemouth to Basingstoke, Woking and London Waterloo

Operator Notes	SW	XC	SW	SW	SW	SW	XC	SW	SW	SW	SW	SW	XC	SW	SW	SW	SW	SW	XC	SW	SW	SW	SW	XC	SW			
Weymouth	d		0537		0612			0650				0717		0800			0820		0900				0920			1003		
Upwey	d				0616			0654				0721					0824						0924					
Dorchester South	d		0547		0624			0707				0729		0810			0833		0910				0933			1013		
Moreton	d				0631			0714				0736					0840						0940					
Wool	d		0557		0637			0720				0742					0846						0946					
Wareham	d		0606		0645			0727				0751		0826			0853		0926				0953			1028		
Holton Heath	d		0609		0649			0731				0754					0856						0956					
Hamworthy	a		0614		0654			0736				0759		0833			0901		0933				1001			1035		
Poole	d	0525	0621	0647	0700			0741		0758	0805			0839		0858	0907		0939		0958	1007				1040		
Parkstone	d	0529	0625	0651	0704			0745		0802				0843		0902			0943		1002					1044		
Branksome	d	0533	0628	0654	0708			0749		0806				0846		0906			0946		1006					1048		
Bournemouth	a	0538	0634	0659	0714			0754		0811	0816			0853		0911	0917		0953			1011	1017			1053		
Bournemouth	d	0540	0633	0639	0702	0719		0745	0759	0802	0820		0845	0857	0902	0922		0945	0957	1002		1022			1045	1058		
Pokesdown for Boscombe	d	0544		0643	0706	0723				0806	0824				0906	0926					1006		1026					
Christchurch	d	0548		0647	0710	0727				0810	0828				0910	0930					1010		1030					
Hinton Admiral	d	0553		0652	0715					0815					0915							1015						
New Milton	d	0557		0657	0719	0734				0819	0835				0919	0937						1019		1037				
Sway	d	0602		0702	0724					0824					0924							1024						
Brockenhurst	a	0608		0707	0730	0741			0813	0829	0843			0913	0929	0943		0959	1013	1029		1043				1113		
Brockenhurst	d	0609		0708	0731	0742			0814	0830	0844			0914	0930	0944		1000	1014	1030		1044				1114		
Beaulieu Road	d									0836												1036						
Ashurst (New Forest)	d	0616		0716	0738					0840					0939							1040						
Totton	d	0621		0721	0743					0845					0944							1045						
Southampton Central	a	0629	0704	0728	0752	0758		0813	0828	0852	0858		0913	0928	0952	0958		1013	1028	1052		1058			1113	1128		
Southampton Central	d	0630	0715	0730	0755	0800		0815	0830	0855	0900		0915	0930	0955	1000		1015	1030	1055		1100			1115	1130		
Southampton Airport	a	0637	0722	0737	0802	0807		0822	0837	0902	0907		0922	0937	1002	1007		1022	1037	1102		1107			1122	1137		
Eastleigh	a	0650t		0749t	0806		0806	0849t	0906			0906	0950t	1006			1006	1024	1050t	1106				1106	1150t			
Winchester	a	0647	0732	0747		0817	0830	0847			0917		0931	0947			1017	1030	1047			1117			1131	1147		
Basingstoke	a	0704	0748	0811r		0834		0846	0911r		0935		0947	1011r		1034		1046	1111r			1134			1147	1211r		
Reading	a	0756b	0807	0849e				0907	0947e				1007	1049e				1106	1149e						1207	1249e		
Woking	a	0723		0821				0915b	0920					1020				1115b	1120						1215b	1220		
Clapham Junction	a	0743	0837b			0911		0936b			1011		1036b				1111	1139b				1211		1236b				
London Waterloo	a	0752		0848		0920			0947		1020			1047			1120		1150			1224			1248			

Late night and weekend trains may be altered due to engineering works.

Please check at southwesternrailway.com before travelling.

For guide to notes and symbols, see end of this timetable.

SATURDAY

Weymouth, Poole and Bournemouth to Basingstoke, Woking and London Waterloo

Operator Notes	SW	SW	SW	SW	XC	SW	SW	SW	SW	SW	XC	SW	SW	SW	SW	SW	XC	SW	SW	SW	SW	SW	XC	SW	SW	SW	SW	SW
Weymouth	d			1017			1100			1117			1200			1217			1300			1317			1400			1417
Upwey	d			1021						1121						1221						1321						1421
Dorchester South	d			1030			1110			1130			1210			1230			1310			1330			1410			1430
Moreton	d			1036						1136						1236						1336						1436
Wool	d			1042						1142						1242						1342						1442
Wareham	d			1051			1126			1151			1226			1251			1326			1351			1426			1451
Holton Heath	d			1054						1154						1254						1354						1454
Hamworthy	a			1059			1133			1159			1233			1259			1333			1359			1433			1459
Poole	d		1058	1105			1139		1158	1205			1239		1258	1305			1339		1358	1405			1439		1458	1505
Parkstone	d		1102				1143		1202				1243		1302				1343		1402				1443		1502	
Branksome	d		1106				1146		1206				1246		1306				1346		1406				1446		1506	
Bournemouth	a		1111	1116			1153		1211	1216			1253		1311	1316			1353		1411	1416			1453		1511	1516
Bournemouth	d	1102	1120		1145	1157	1202		1220		1245	1257	1302		1320		1345	1357	1402		1420		1445	1457	1502		1520	
Pokesdown for Boscombe	d	1106	1124				1206		1224				1306		1324				1406		1424				1506		1524	
Christchurch	d	1110	1128				1210		1228				1310		1328				1410		1428				1510		1528	
Hinton Admiral	d	1115					1215						1315						1415						1515			
New Milton	d	1119	1135				1219		1235				1319		1335				1419		1435				1519		1535	
Sway	d	1124					1224						1324						1424						1524			
Brockenhurst	a	1129	1143			1213	1229		1243			1313	1329		1343			1413	1429		1443			1513	1529		1543	
Brockenhurst	d	1130	1144			1214	1230		1244			1314	1330		1344			1414	1430		1444			1514	1530		1544	
Beaulieu Road	d						1235												1436									
Ashurst (New Forest)	d	1139					1239						1339						1440						1539			
Totton	d	1144					1244						1344						1445						1544			
Southampton Central	a	1152	1158		1213	1228	1252		1258		1313	1328	1352		1358		1413	1428	1452		1458		1513	1528	1552		1558	
Southampton Central	d	1155	1200		1215	1230	1255		1300		1315	1330	1355		1400		1415	1430	1455		1500		1515	1530	1555		1600	
Southampton Airport	a	1202	1207		1222	1237	1302		1307		1322	1337	1402		1407		1422	1437	1502		1507		1522	1537	1602		1607	
Eastleigh	a	1206		1206		1250t	1306		1306		1350t	1406		1406		1450t	1506		1506		1550t		1550t	1607			1607	
Winchester	a		1217	1224	1230	1247		1317		1347			1417		1424		1430	1447		1517		1524	1532	1547		1617	1625	
Basingstoke	a		1234		1246	1311r		1334		1347	1411r		1434			1446	1511r		1534				1548	1611r		1634		
Reading	a				1306	1351e				1409	1449e				1505	1551e						1606	1649e					
Woking	a				1315b	1320				1415b	1420				1515b	1520						1615b	1620					
Clapham Junction	a		1311		1337b			1411		1436b			1511		1536b				1610		1637b				1711			
London Waterloo	a		1320		1349			1420				1449		1520			1549		1619				1648		1720			

Late night and weekend trains may be altered due to engineering works.
Please check at southwesternrailway.com before travelling.

For guide to notes and symbols, see end of this timetable.

SATURDAY

Weymouth, Poole and Bournemouth to Basingstoke, Woking and London Waterloo

Operator Notes	XC	SW	SW	SW	SW	SW	XC	SW	SW	SW	SW	SW	XC	SW	SW	SW	SW	SW	XC	SW	SW	SW	SW	XC	SW				
Weymouth	d		1500			1517			1600			1617			1700			1717			1759			1817			1900		
Upwey	d					1521						1621						1721						1821					
Dorchester South	d		1510			1530			1610			1630			1710			1730			1810			1830			1910		
Moreton	d					1536						1636						1736						1836					
Wool	d					1542						1642						1742						1842					
Wareham	d		1526			1551			1626			1651			1726			1751			1826			1851			1926		
Holton Heath	d					1554						1654						1754						1854					
Hamworthy	a		1533			1559			1633			1659			1733			1759			1833			1859			1933		
Poole	d		1539			1558	1605		1639			1658	1705		1739			1758	1805		1839			1858	1905		1939		
Parkstone	d		1543			1602			1643			1702			1743			1802			1843			1902			1943		
Branksome	d		1546			1606			1646			1706			1746			1806			1846			1906			1946		
Bournemouth	a		1553			1611	1616		1653			1711	1716		1753			1811	1816		1853			1911	1916			1953	
Bournemouth	d	1545	1557	1602	1620			1645	1657	1702	1720			1745	1757	1802	1820			1845	1857	1902	1920			1945	1957		
Pokedown for Boscombe	d				1606						1706						1806	1824					1906						
Christchurch	d				1610						1710						1810	1828					1910						
Hinton Admiral	d				1615						1715						1815						1915						
New Milton	d				1619						1719			1735			1819	1835					1919			1935			
Sway	d				1624						1724						1824						1924						
Brockenhurst	a		1613	1629	1643				1713	1729	1743				1813	1829	1843				1913	1929	1943			1959	2013		
Brockenhurst	d		1614	1630	1644				1714	1730	1744				1814	1830	1844				1914	1930	1944			2000	2014		
Beaulieu Road	d				1636											1836													
Ashurst (New Forest)	d				1640						1739					1840							1940						
Totton	d				1645						1744					1845							1945						
Southampton Central	a	1613	1628	1652	1658			1713	1728	1752	1758			1813	1828	1852	1858			1913	1928	1952	1958			2013	2028		
Southampton Central	d	1615	1630	1655	1700			1715	1730	1755	1800			1815	1830	1855	1900			1915	1930	1955	2000			2015	2030		
Southampton Airport	a	1622	1637	1702	1707			1722	1737	1802	1807			1822	1837	1902	1907			1922	1937	2002	2007			2022	2037		
Eastleigh	a		1650t	1706			1706		1750t	1806			1806	1850t	1906			1906		1924	1950t	2006			2006		2050t		
Winchester	a	1630	1647	1706	1717			1731	1747			1817		1830	1847			1917		1931	1947		2017		2024	2031	2047		
Basingstoke	a	1646	1711r		1734			1747	1811r			1834		1846	1911r			1934		1947	2013r		2034			2047	2114r		
Reading	a	1706	1749e					1808	1849e					1906	1950e			2010		2049e						2106	2149e		
Woking	a	1715b	1720					1815b	1820					1915b	1920			2020		2049e						2120	2149e		
Clapham Junction	a	1737b			1811			1836b						1911				2011		2055k			2111			2155k	2149e		
London Waterloo	a		1748			1820			1847					1920				2020		2046			2120			2149e	2149e		

Late night and weekend trains may be altered due to engineering works.
Please check at southwesternrailway.com before travelling.

For guide to notes and symbols, see end of this timetable.

SUNDAY

Weymouth, Poole and Bournemouth to Basingstoke, Woking and London Waterloo

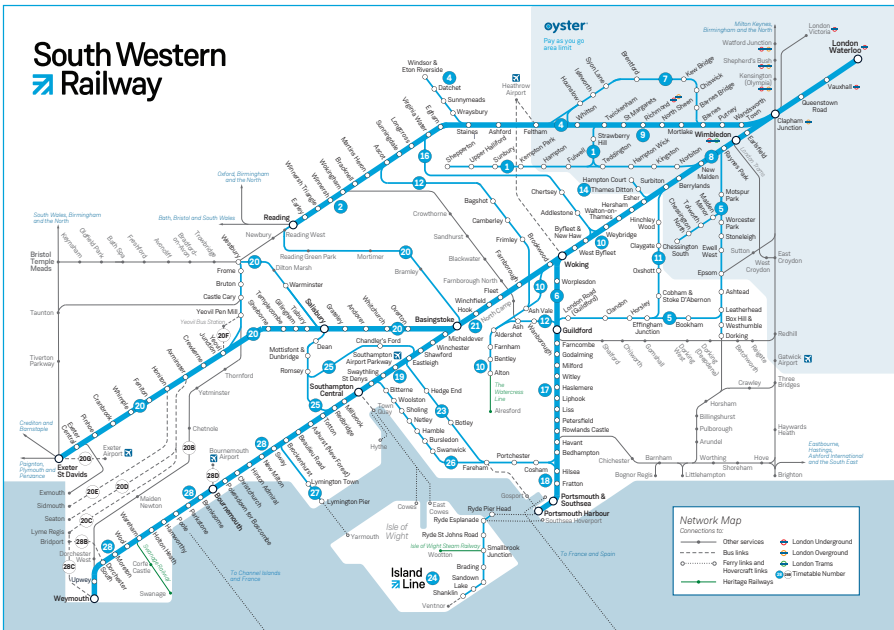
Operator Notes	SW	SW	SW	SW	XC	SW	SW	XC	SW	SW	XC	SW	SW	XC	SW	SW	XC	SW	SW	XC	SW	SW	XC	SW	SW	XC	SW	SW	
Weymouth	d			0743		0845			0945			1045			1145			1245			1345			1445			1545		
Upwey	d			0747		0849			0949			1049			1149			1249			1349			1449			1549		
Dorchester South	d			0755		0857			0957			1057			1157			1257			1357			1457			1557		
Moreton	d			0802		0904			1004			1104			1204			1304			1404			1504			1604		
Wool	d			0808		0910			1010			1110			1210			1310			1410			1510			1610		
Wareham	d			0816		0918			1018			1118			1218			1318			1418			1518			1618		
Holton Heath	d																												
Hamworthy	a			0823		0925			1025			1125			1225			1325			1425			1525			1625		
Poole	d	0719	0747	0829	0852	0931	0953		1031	1053		1131	1153		1231	1253		1331	1353		1431	1453		1531	1553		1631	1653	
Parkstone	d	0723	0751	0833		0935			1035			1135			1235			1335			1435			1535			1635		
Branksome	d	0726	0754	0837		0939			1039			1138			1238			1339			1439			1539			1639		
Bournemouth	a	0731	0759	0843	0901	0945	1002		1045	1102		1145	1202		1245	1302		1345	1402		1445	1502		1545	1602		1645	1702	
Bournemouth	d	0735	0803	0847	0903	0940	0949	1004	1040	1049	1104	1140	1149	1204	1240	1249	1304	1340	1349	1404	1440	1449	1504	1540	1549	1604	1640	1649	1704
Pokesdown for Boscombe	d	0739	0807		0907			1008			1108			1208			1308			1408			1508			1608		1708	
Christchurch	d	0743	0811		0911			1012			1112			1212			1312			1412			1512			1612		1712	
Hinton Admiral	d	0748	0816		0916			1017			1117			1217			1317			1417			1517			1617		1717	
New Milton	d	0752	0820	0858	0920	1000	1021		1100	1121		1200	1221		1300	1321		1400	1421		1500	1521		1600	1621		1700	1721	
Sway	d	0757	0825		0925			1026			1126			1226			1326			1426			1526			1626		1726	
Brockenhurst	a	0802	0830	0906	0930	0954	1006	1031		1107	1131		1207	1231		1307	1331		1407	1431		1507	1531		1607	1631		1707	1731
Brockenhurst	d	0803	0831	0907	0931	0955	1007	1032		1109	1132		1208	1232		1308	1332		1408	1432		1508	1532		1608	1632		1708	1732
Beaulieu Road	d		0837		0937			1038			1138			1238			1338			1438			1538			1638		1738	
Ashurst (New Forest)	d	0813	0841		0941			1042			1142			1242			1342			1442			1542			1642		1742	
Totton	d	0818	0846		0946			1047			1147			1247			1347			1447			1547			1647		1747	
Southampton Central	a	0824	0853	0924	0953	1008	1023	1053	1109	1123	1153	1208	1223	1253	1308	1323	1353	1408	1423	1453	1509	1523	1552	1609	1623	1653	1708	1723	1753
Southampton Central	d	0826	0855	0925	0955	1015	1025	1055	1115	1125	1155	1215	1225	1255	1315	1325	1355	1415	1425	1455	1515	1525	1555	1615	1625	1655	1715	1725	1755
Southampton Airport	a	0833	0902	0932	1002	1022	1032	1102	1122	1132	1202	1222	1232	1302	1322	1332	1402	1422	1432	1502	1522	1532	1602	1622	1632	1702	1722	1732	1802
Eastleigh	a		0907		1007			1107			1207			1307			1407			1506			1607			1706		1806	
Winchester	a	0842	0922	0941	1022	1030	1041	1122	1130	1141	1222	1230	1241	1322	1330	1341	1423	1430	1441	1516	1530	1541	1616	1630	1641	1716	1730	1741	1816
Basingstoke	a	0901	0942	0958	1042	1046	1058	1142	1146	1158	1242	1246	1258	1342	1346	1358	1443	1446	1458	1533	1547	1558	1633	1646	1658	1733	1747	1758	1833
Reading	a	0932b	1006b	1032b		1106	1133b		1205	1232b		1305	1332b		1406	1432b		1504	1532b		1606	1632b		1705	1732b		1805	1832b	
Woking	a	0928	1002	1019	1102		1118	1203		1218	1302		1318	1402		1418	1502		1518	1553		1618	1653		1718	1753		1818	1853
Clapham Junction	a	0959	1029	1041	1129		1141	1227		1239	1327		1339	1427		1439	1527		1539	1614		1639	1714		1739	1814		1839	1915
London Waterloo	a	1009	1040	1051	1139		1152	1237		1249	1337		1349	1437		1449	1537		1549	1624		1649	1724		1749	1825		1849	1925

Late night and weekend trains may be altered due to engineering works.

Please check at southwesternrailway.com before travelling.

For guide to notes and symbols, see end of this timetable.

South Western Railway



Changing trains

Most journeys shown in this timetable are direct trains, shown in **bold type**. However, you may be able to make other journeys or reach your destination more quickly by changing trains. To help you find these alternative trains, we show them in *light italic type*. A letter against the time will show where you need to change trains – please check the ‘Notes’ section for an explanation of these letters.

Please allow plenty of time to change trains. At most stations you will need to allow at least five minutes. You will need longer at some stations, and this is shown in the ‘Station information’ table in this timetable. For example ⑩ means you should allow 10 minutes to change trains at this station.

MONDAY TO FRIDAY
London Waterloo, Woking and Basingstoke to Bournemouth, Poole and Weymouth

Operator Notes	SW	SW	SW	SW	SW	SW A	XC	SW	SW	SW	XC	SW	SW	SW	XC	SW	SW	SW	XC	SW	SW	SW	XC	SW	SW		
London Waterloo	d			0530				0630		0703	0710b	0735		0805	0820b	0835		0905	0920b	0935		1005	1020b	1035			
Clapham Junction	d			0537u				0637u		0710u	0717b	0723k		0812u	0827b	0827k		0912u	0927b	0927k		1012u	1027b	1027k			
Woking	d			0601				0657		0730	0736b	0800		0816b	0846b	0900		0916b	0946b	1000		1016b	1046b	1100			
Reading	d			0540b				0640b		0657b	0752			0800b	0853			0859b	0952			1007b	1052				
Basingstoke	d			0621				0718		0750	0811	0819		0849	0911			0949	1011			1049	1111				
Winchester	d			0638				0735		0807	0827	0836	0841	0906	0927	0935		1005	1027	1033		1105	1127	1133			
Eastleigh	d			0649			0721z	0746			0821t	0846	0851		0921t			1004t	1021t			1100t	1121t				
Southampton Airport	d			0653			0726z	0750		0818	0835	0850	0855	0914	0936	0944		1014	1035	1042		1114	1136	1142			
Southampton Central	a			0700				0757		0825	0842	0857	0902	0922	0943	0951		1022	1042	1049		1122	1143	1149			
Southampton Central	d			0617	0702	0730	0756	0759		0827	0845	0859	0906	0925	0945	0952	0956	1025	1045	1051	1058	1124	1145	1152	1156		
Totton	d			0623	0707	0738		0804		0832			0911				1001				1104				1201		
Ashurst (New Forest)	d			0627		0742		0809					0916				1006				1108				1206		
Beaulieu Road	d					0747		0813									1010								1210		
Brockenhurst	a			0635	0718	0753	0809	0819		0843		0912	0924	0939	0958	1006	1016	1039		1106	1116	1138		1205	1216		
Brockenhurst	d			0611	0636	0718		0757	0810	0820		0844		0913	0925	0940	0959	1007	1017		1106	1117	1139		1206	1217	
Sway	d			0616	0641	0723		0825		0848			0929								1122				1222		
New Milton	d			0621	0646	0728	0804	0830		0853			0934	0947							1127	1146			1227		
Hinton Admiral	d			0625	0650	0732		0834		0857			0938								1131				1231		
Christchurch	d			0631	0656	0738	0811	0840		0903			0943	0955			1036	1055			1136	1154			1236		
Pokesdown for Boscombe	d			0634	0659	0741		0843		0906			0947	0959			1039	1059			1139	1158			1239		
Bournemouth	a			0638	0703	0745		0817	0824	0847		0910	0913	0928	0953	1003	1013	1022	1044	1103	1114	1122	1144	1202	1213	1221	1244
Bournemouth	d	0606	0640	0707	0747	0804	0818	0849	0904	0912		0931		1006	1010		1026		1106	1110		1125		1206	1210	1225	
Branksome	d	0611	0645	0712	0752	0809	0823	0854	0909	0917		0936			1015		1031			1115		1130		1206	1215	1230	
Parkstone	d	0614	0648	0715	0755	0812	0826	0857	0912	0920		0939			1018		1035			1118		1133		1206	1218	1233	
Poole	d	0619	0652	0720	0759	0817	0830a	0901	0917	0923a		0944		1017	1022a		1039		1117	1122a		1138		1217	1222a	1238	
Hamworthy	d	0624	0657	0725	0804	0822		0906	0922			0949		1022			1044		1122		1143		1222		1243		
Holton Heath	d	0628	0701	0729	0808	0826			0926					1026					1126				1226				
Wareham	d	0635	0707	0735	0813	0831		0913	0931			0955		1031		1051			1131		1150		1231		1250		
Wool	d	0642	0714	0742	0820	0838		0920	0938			1002		1038					1138				1238				
Moreton	d	0648	0725	0748	0826	0844		0926	0944					1044					1144				1244				
Dorchester South	d	0657	0733	0757	0834	0852		0934	0952			1013		1052		1108			1152		1207		1252		1307		
Upwey	d	0704	0739	0804	0840	0859		0940	0959					1059					1159				1259				
Weymouth	a	0709	0744	0810	0846	0904		0946	1006			1023		1104		1118		1206		1218		1306			1317		

Late night and weekend trains may be altered due to engineering works.
Please check at southwesternrailway.com before travelling.

For guide to notes and symbols, see end of this timetable.

MONDAY TO FRIDAY

London Waterloo, Woking and Basingstoke to Bournemouth, Poole and Weymouth

Operator Notes	SW	XC	SW	SW	SW	XC	SW	SW	SW	XC	SW	SW	SW	XC	SW	SW	SW	XC	SW	SW	B	SW					
London Waterloo	d	1105	1120b	1135		1205	1220b	1235		1305	1320b	1335		1405	1420b	1435		1505	1520b	1535		1605					
Clapham Junction	d	1112u	1127b	1127k		1212u	1227b	1227k		1312u	1327b	1327k		1412u	1427b	1427k		1512u	1527b	1527k		1612u					
Woking	d	1117b	1146b	1200		1216b	1247b	1300		1316b	1346b	1401		1417b	1446b	1500		1516b	1546b	1600		1616b					
Reading	d	1107b	1151			1209b	1251			1312b	1352			1407b	1450			1505b	1552			1607b					
Basingstoke	d	1149	1211			1248	1311			1349	1411			1449	1511			1549	1613			1648					
Winchester	d	1205	1227	1233		1305	1327	1333		1405	1427	1433		1505	1527	1532		1605	1628	1633	1639	1705					
Eastleigh	d	1200t	1221t			1304t	1321t			1400t	1421t			1500t	1521t			1600t	1621t		1650						
Southampton Airport	d	1214	1241	1244		1314	1336	1343		1414	1435	1442		1514	1536	1541		1614	1637	1642	1654	1714					
Southampton Central	a	1222	1248	1252		1322	1343	1350		1422	1442	1449		1522	1543	1549		1621	1645	1649	1705	1721					
Southampton Central	d	1224	1249	1253	1256	1324	1345	1352	1356	1424	1445	1451	1456	1524	1545	1551	1556	1626	1628	1647	1653	1656	1713	1725	1728		
Totton	d				1302				1401				1501				1601		1634			1702		1733			
Ashurst (New Forest)	d				1306				1406				1506				1606		1639			1707		1738			
Beaulieu Road	d								1410				1510				1610		1647			1711		1746			
Brockenhurst	a	1238		1308	1316	1338		1405	1416	1438		1504	1516	1538		1604	1616	1639	1647		1710	1717	1731	1738	1746		
Brockenhurst	d	1239		1308	1317	1339		1406	1417	1439		1505	1517	1539		1605	1626	1640	1647		1711	1718	1731	1739	1746		
Sway	d				1322				1422				1522				1631	1640	1652			1722		1751			
New Milton	d	1246			1327	1346			1427	1446			1527	1546		1636	1640	1657			1727	1738		1756			
Hinton Admiral	d				1331				1431				1531			1640	1640	1701			1731			1800			
Christchurch	d	1254			1336	1354			1436	1454			1536	1554		1645	1645	1706			1737	1745		1806			
Pokesdown for Boscombe	d	1258			1339	1358			1439	1458			1539	1558		1648	1648	1709			1741			1809			
Bournemouth	a	1302	1317	1324	1344	1402	1413	1422	1444	1502	1513	1521	1544	1602	1613	1621	1653	1701	1713	1721	1726	1745	1752	1755	1813		
Bournemouth	d	1306	1310		1327		1406	1410		1425			1506	1510		1606	1610		1625		1702	1715		1728	1746	1757	1815
Branksome	d		1315		1332			1415		1431			1530			1615		1630		1708		1733	1751		1802	1820	
Parkstone	d		1318		1335			1418		1434			1533			1618		1633		1711		1736	1754		1805	1823	
Poole	d	1317	1322a		1340		1417	1422a		1438		1517	1522a		1617	1622a		1637	1717	1725a		1740	1758a		1810	1826a	
Hamworthy	d	1322			1345		1422		1443		1522		1543		1622		1642		1722		1745				1815		
Holton Heath	d	1326			1426				1526				1626				1726				1745				1819		
Wareham	d	1331		1352		1431		1450		1531		1550		1631		1649		1730			1752				1824		
Wool	d	1338			1438				1538				1638		1657		1738				1758				1831		
Moreton	d	1344			1444				1544				1644				1744								1842		
Dorchester South	d	1352		1409		1452		1507		1552		1607		1652		1708		1752			1809				1850		
Upwey	d	1359			1459				1559				1659				1758								1856		
Weymouth	a	1406		1422		1506		1518		1606		1618		1706		1720		1804			1820				1905		

Late night and weekend trains may be altered due to engineering works. Please check at southwesternrailway.com before travelling.

★ Passengers travelling with cycles may not join or leave services at stations with train times shown in blue.

For guide to notes and symbols, see end of this timetable.

MONDAY TO FRIDAY

London Waterloo, Woking and Basingstoke to Bournemouth, Poole and Weymouth

Operator Notes	XC	SW	SW ★	XC ★	SW	SW ★	XC ★	SW	SW ★	XC	SW	SW	SW	XC	SW	SW	SW	XC	SW	SW	SW	SW	SW								
London Waterloo	d	1620b	1635	1705	1723b	1735	1805	1823b	1835	1905	1920b	1935		2005	2020b	2035		2105	2120b	2135		2205	2235	2335							
Clapham Junction	d	1627b		1657b	1702h			1814b		1912u	1927b	2127k		2012u	2027b	2027k		2112u	2127k	2127k		2212u	2227k	2344u							
Woking	d	1646b	1659u		1734r			1745r	1834r	1845b	1946b	2000			2046b	2100			2146b	2200			2300	0004							
Reading	d	1652			1752			1757b	1852	1905b	1950			1957b	2049			2052b	2152			2205b	2249r	2334b							
Basingstoke	d	1711	1719	1746	1811	1817	1846	1912	1917	1948	2011			2049	2112			2149	2211			2250	2311r	0035							
Winchester	d	1727	1735	1803	1827	1833	1903	1927	1934	2005	2027	2033		2105	2127	2133		2205	2227	2234		2306	2333	0051							
Eastleigh	d	1721t		1801t	1821t			1855t	1921t	2000t	2021t			2103t	2121t			2209t	2222t				2324t	0100							
Southampton Airport	d	1736	1744	1812	1835	1842	1911	1936	1943	2014	2036	2042		2114	2137	2142		2217	2235	2243		2315	2342	0105							
Southampton Central	a	1743	1751	1819	1842	1849	1918	1944	1950	2021	2043	2049			2121	2144	2150		2225	2244	2250		2322	2349	0112						
Southampton Central	d	1745	1755	1758	1822	1825	1845	1853	1856	1922	1925	1947	1954	1956	2002	2025	2028	2045	2051	2056	2125	2146	2152	2156	2226	2245	2252	2324	2353	0113	
Totton	d			1804		1831		1901	1930					2002		2033			2101	2130			2201	2232			2329		0119s		
Ashurst (New Forest)	d			1808		1835		1906	1935					2007		2038			2106				2206	2237			2334				
Beaulieu Road	d			1813																			2210								
Brockenhurst	a		1809	1819		1843	1858		1914		1943			2015	2039	2046			2104	2116	2141		2205	2216	2245		2305		2342	0006	0130s
Brockenhurst	d		1810	1819		1844	1859		1915		1944			2015	2040	2046			2105	2117	2142		2206	2217	2246		2306	2316	2343	0007	
Sway	d			1824		1848		1919	1948					2020	2051	2056			2122	2146			2222	2250			2321	2347			
New Milton	d			1829		1853		1924	1953					2025	2056	2056			2127	2151			2227	2255			2326	2352		0137s	
Hinton Admiral	d			1833		1857		1928	1957					2029	2100	2100			2131	2155			2231	2259			2330	2356			
Christchurch	d			1839		1903		1934	2003					2035	2105	2105			2136	2201			2236	2305			2335	0002		0144s	
Pokesdown for Boscombe	d			1842		1906		1938	2007					2038	2108	2108			2139	2205			2239	2309			2338	0006		0148s	
Bournemouth	a	1817	1825	1846	1850	1910	1913	1921	1942	1950	2011	2015	2022	2042	2055	2112	2115	2121	2143	2209	2215	2221	2244	2313	2316	2321	2342	0010	0023	0152	
Bournemouth	d		1827		1852	1912		1923	1943	1951	2012			2023	2044	2059	2114						2225				2325	2344		0024	
Branksome	d		1832		1857	1917		1928	1948	1956	2017			2028	2049	2104	2119						2230				2330	2349		0029	
Parkstone	d		1835		1900	1920		1931	1951	1959	2020			2031	2052	2107	2122						2233				2333	2352		0032	
Poole	d		1839		1904	1924a		1935	1955a	2004	2025a			2036	2057a	2111	2126a						2238				2338	2355a		0036a	
Hamworthy	d		1844		1909			1940		2009				2041		2116							2243				2343				
Holton Heath	d				1913					2013																					
Wareham	d		1851		1918			1947		2018				2047		2123							2250				2350				
Wool	d		1858		1925			1955		2025				2055		2131							2257				2357				
Moreton	d				1936					2031						2137							2303				0004				
Dorchester South	d		1909		1944			2006		2039				2106		2145							2311				0012				
Upwey	d				1950					2046						2151							2318				0016				
Weymouth	a		1921		1958			2019		2053				2117		2201							2323				0024				

Late night and weekend trains may be altered due to engineering works.
Please check at southwesternrailway.com before travelling.

★ Passengers travelling with cycles may not join or leave services at stations with train times shown in blue.

For guide to notes and symbols, see end of this timetable.

SATURDAY

London Waterloo, Woking and Basingstoke to Bournemouth, Poole and Weymouth

Operator	Notes	SW	SW	SW	SW	SW	SW	SW	XC	SW	SW	SW	XC	SW	SW	SW	XC	SW	SW	SW	XC	SW	XC				
London Waterloo	d				0530		0630		0710b	0735		0805	0820b	0835		0905	0920b	0935		1005	1020b	1035		1105	1120b		
Clapham Junction	d				0537u		0637u		0717b	0720k		0812u	0827b	0827k		0912u	0927b	0927k		1012u	1028b	1028k		1112u	1127b		
Woking	d				0603		0657		0736b	0800		0816b	0846b	0900		0916b	0947b	1000		1016b	1046b	1100		1116b	1148b		
Reading	d				0543b		0637b		0753			0807b	0852		0910b	0952		1007b		1052				1104b	1152		
Basingstoke	d			0510z	0623		0718		0814	0821		0849	0911		0949	1012		1048		1052				1104b	1152		
Winchester	d			0526z	0642		0734		0831	0838		0905	0927	0933		1005	1027	1033		1105	1127	1133		1205	1228		
Eastleigh	d			0536z	0651		0743		0821t	0847		0901t	0921t		1000t	1021t		1100t		1121t				1200t	1221t		
Southampton Airport	d			0540z	0655		0748		0840	0851		0914	0936	0942		1014	1036	1042		1114	1136	1142		1214	1236		
Southampton Central	a				0702		0756		0847	0858		0922	0943	0949		1022	1043	1050		1122	1143	1149		1222	1244		
Southampton Central	d			0615	0705	0721	0800	0817	0849	0900	0903	0924	0945	0951	0956	1024	1045	1051	1056	1124	1145	1151	1156	1224	1246		
Totton	d			0620	0710	0726	0805	0822			0908				1001				1101				1201				
Ashurst (New Forest)	d			0625		0731		0827			0913				1006				1106				1206				
Beaulieu Road	d							0831							1010								1210				
Brockenhurst	a			0633	0721	0739	0816	0837		0913	0921	0937	0958	1004	1016	1037		1105	1116	1137		1205	1216	1237			
Brockenhurst	d		0610	0634	0722	0740	0817	0838		0914	0922	0938	0959	1005	1017	1038		1106	1117	1138		1206	1217	1238			
Sway	d		0615	0638	0726	0744	0821	0842			0926				1022				1122				1222				
New Milton	d		0620	0643	0731	0749	0826	0847			0931	0945			1027	1045			1127	1145			1227	1245			
Hinton Admiral	d		0624	0647	0735	0753	0830	0851			0935				1031				1131				1231				
Christchurch	d		0629	0652	0740	0759	0836	0857			0941	0953			1036	1053			1136	1153			1236	1253			
Pokesdown for Boscombe	d		0632	0656	0744	0803	0840	0901			0945	0957			1040	1057			1140	1157			1240	1257			
Bournemouth	a		0636	0701	0748	0807	0844	0906	0917	0928	0952	1001	1013	1021	1044	1101	1113	1121	1144	1201	1213	1221	1244	1301	1313		
Bournemouth	d	0606	0639	0706	0749	0812	0845	0910		0933		1005	1008		1025		1105	1108		1125		1205	1208		1225	1305	1308
Branksome	d	0611	0644	0711	0754	0817	0850	0915		0938			1013		1030			1113		1130			1213		1230		1313
Parkstone	d	0614	0647	0714	0757	0820	0853	0918		0941			1016		1033			1116		1133			1216		1233		1316
Poole	d	0619	0652	0719	0802	0825	0858	0923		0946		1015	1020a		1038		1115	1120a		1138		1215	1220a		1238	1315	1320a
Hamworthy	d	0624	0657	0724	0807	0830	0903	0928		0951		1020			1043		1120		1143		1220			1243	1320		
Holton Heath	d	0628	0701	0728		0834		0932				1024			1043		1124		1143		1224			1243	1324		
Wareham	d	0634	0707	0734	0813	0839	0910	0936		0958		1029		1050	1036		1129		1150		1229		1250	1239	1329		
Wool	d	0641	0714	0741	0820	0846	0917	0944				1037			1036		1137		1150		1237			1237	1337		
Moreton	d	0647	0720	0749	0826	0852	0923	0950				1043			1036		1143		1150		1243			1243	1343		
Dorchester South	d	0656	0729	0758	0834	0900	0931	0958		1014		1053		1107	1036		1151		1207		1251		1307	1251	1351		
Upwey	d	0703	0736	0805	0841	0907	0938	1004				1100			1036		1157		1207		1257			1257	1357		
Weymouth	a	0709	0742	0811	0846	0912	0943	1010		1025		1105			1036		1203		1216		1303			1316	1403		

Late night and weekend trains may be altered due to engineering works.
Please check at southwesternrailway.com before travelling.

For guide to notes and symbols, see end of this timetable.

SATURDAY

London Waterloo, Woking and Basingstoke to Bournemouth, Poole and Weymouth

Operator Notes	SW	SW	SW	XC	SW	SW	SW	XC	SW	SW	SW	XC	SW	SW	SW	XC	SW	SW	SW	XC	SW	SW				
London Waterloo	d	1135		1205	1220b	1235		1305	1320b	1335		1405	1420b	1435		1505	1520b	1535		1605	1620b	1635				
Clapham Junction	d	1127k		1212u	1227b	1232k		1312u	1327b	1327k		1412u	1427b	1427k		1512u	1527b	1527k		1612u	1627b	1627k				
Woking	d	1200		1216b	1246b	1304		1316b	1346b	1400		1416b	1446b	1500		1516b	1546b	1600		1616b	1646b	1700				
Reading	d			1207b	1252			1307b	1352			1407b	1452		1507b	1552		1607b		1607b	1652					
Basingstoke	d			1248	1311			1349	1411			1449	1511		1549	1611		1649		1649	1711					
Winchester	d	1233		1305	1327	1336		1405	1427	1433		1505	1527	1533		1605	1627	1633		1705	1727	1733				
Eastleigh	d			1300t	1321t			1400t	1421t			1500t	1521t		1600t	1621t		1700t		1700t	1721t	1721t				
Southampton Airport	d	1242		1314	1336	1345		1414	1436	1442		1514	1535	1542		1614	1636	1642		1714	1735	1742				
Southampton Central	a	1249		1322	1343	1352		1422	1443	1449		1522	1542	1549		1622	1643	1649		1722	1742	1749				
Southampton Central	d	1251	1256	1324	1345	1353	1356	1424	1445	1451	1456	1524	1545	1551	1556	1624	1645	1651	1656	1724	1745	1751	1756			
Totton	d		1301				1401				1501				1601				1701				1801			
Ashurst (New Forest)	d		1306				1406				1506				1606				1706				1806			
Beaulieu Road	d						1410				1610				1610								1810			
Brockenhurst	a	1304	1316	1337		1407	1416	1437		1505	1516	1537		1605	1616	1637		1704	1716	1737		1804	1816			
Brockenhurst	d	1305	1317	1338		1408	1417	1438		1506	1517	1538		1606	1617	1638		1705	1717	1738		1805	1817			
Sway	d		1322				1422				1522				1622				1722				1822			
New Milton	d		1327	1345			1427	1445			1527	1545			1627	1645			1727	1745			1827			
Hinton Admiral	d		1331				1431				1531				1631				1731				1831			
Christchurch	d		1336	1353			1436	1453			1536	1553			1636	1653			1736	1753			1836			
Pokesdown for Boscombe	d		1340	1357			1440	1457			1540	1557			1640	1657			1740	1757			1840			
Bournemouth	a	1321	1344	1401	1413	1423	1444	1501	1513	1521	1544	1601	1613	1621	1644	1701	1715	1721	1744	1801	1813	1821	1844			
Bournemouth	d	1325		1405	1408		1427		1505	1508		1525		1605	1608		1625		1705	1708		1725		1805	1808	1825
Branksome	d	1330		1413	1413		1432		1513	1513		1530		1613	1613		1630		1713	1713		1730		1813	1830	
Parkstone	d	1333		1416	1416		1435		1516	1516		1533		1616	1616		1633		1716	1716		1733		1816	1833	
Poole	d	1338		1415	1420a		1439		1515	1520a		1538		1615	1620a		1638		1715	1720a		1738		1815	1820a	1838
Hamworthy	d	1343		1420	1420		1444		1520	1520		1543		1620	1620		1643		1720	1720		1743		1820	1843	
Holton Heath	d			1424			1524		1624	1624		1724		1824	1824		1924		2024	2024		2124		2224	2324	
Wareham	d	1350		1429		1451	1529		1629	1629	1550	1629		1729	1729	1650	1729		1829	1829		1929		2029	2129	
Wool	d			1437			1537		1637	1637		1737		1837	1837		1937		2037	2037		2137		2237	2337	
Moreton	d			1443			1543		1643	1643		1743		1843	1843		1943		2043	2043		2143		2243	2343	
Dorchester South	d	1407		1451		1508	1551		1607	1607		1651		1707	1707	1809	1809		1909	1909		2009		2109	2209	
Upwey	d			1457			1557		1657	1657		1757		1857	1857		1957		2057	2057		2157		2257	2357	
Weymouth	a	1416		1503		1520	1603		1616	1616		1703		1716	1802		1820		1903	1903		2016		2116	2216	

Late night and weekend trains may be altered due to engineering works.
Please check at southwesternrailway.com before travelling.

For guide to notes and symbols, see end of this timetable.

SATURDAY

London Waterloo, Woking and Basingstoke to Bournemouth, Poole and Weymouth

Operator	Notes	SW	XC	SW	SW	SW	XC	SW	SW	SW	XC	SW	SW	XC	SW	SW	XC	SW	SW	SW	SW	SW	SW	SW	SW	SW
London Waterloo	d	1705	1720b	1735		1805	1820b	1835		1905	1920b	1935		2005	2020b	2035	2105	2120b	2135	2205	2235	2305	0010			
Clapham Junction	d	1712u	1727b	1727k		1812u	1827b	1827k		1912u	1927b	1927k		2012u	2027b	2027k	2112u	2127b	2127k	2212u	2227k	2312u	0017u			
Woking	d	1716b	1746b	1800		1816b	1846b	1900		1916b	1946b	2000		2016b	2046b	2101	2116b	2146b	2200		2300	2332	0040			
Reading	d	1707b	1752			1807b	1852			1905b	1951			2005b	2052		2110b	2152		2205b	2252r	2305b				
Basingstoke	d	1749	1811			1849	1911			1949	2011			2049	2111		2148	2211		2250	2311r	2352	0100			
Winchester	d	1805	1827	1833		1905	1927	1933		2006	2027	2033		2105	2127	2133	2205	2227	2233	2307	2333	0011	0116			
Eastleigh	d	1800t	1821t			1900t	1921t			2000t	2021t			2100t	2121t		2205t	2221t			2324t	0022	0125			
Southampton Airport	d	1814	1835	1842		1914	1935	1942		2014	2035	2042		2114	2136	2142	2214	2236	2242	2315	2342	0026	0129			
Southampton Central	a	1822	1842	1849		1921	1942	1949		2022	2042	2049		2122	2144	2149	2225	2243	2251	2322	2349	0035	0136			
Southampton Central	d	1823	1845	1851	1856	1924	1945	1951	1956	2024	2045	2051	2056	2124	2145	2151	2229	2245	2252	2324	2351	0037	0138			
Totton	d				1901				2001				2101	2129			2234			2329		0042s	0143s			
Ashurst (New Forest)	d				1906				2006				2106	2134			2239			2334						
Beaulieu Road	d								2010																	
Brockenhurst	a	1837		1905	1916	1937	1958	2004	2016	2037		2104	2116	2142		2206	2247		2306	2342	0004	0053s	0154s			
Brockenhurst	d	1838		1906	1917	1938	1959	2005	2017	2038		2105	2117	2143		2207	2248		2307	2343	0005					
Sway	d				1922				2022				2122	2148			2253			2347						
New Milton	d	1845			1927	1945			2027	2045			2127	2153			2258			2352	0012s	0100s	0201s			
Hinton Admiral	d				1931				2031				2131	2158			2303			2357						
Christchurch	d	1853			1936	1953			2036	2053			2136	2203			2308			0003	0020s	0108s	0208s			
Pokesdown for Boscombe	d	1857			1940	1957			2040	2057			2140	2207			2312			0006	0024s	0112s	0212s			
Bournemouth	a	1901	1913	1922	1944	2001	2013	2021	2044	2101	2113	2121	2144	2211	2215	2222	2316	2318	2325	0010	0028	0116	0217			
Bournemouth	d	1905	1908		1926		2005	2008		2105	2108		2125		2213		2227	2318		2328	0012	0030	0118			
Branksome	d		1913		1931			2013			2113		2130		2218		2232	2323		2333	0017	0035	0123s			
Parkstone	d		1916		1934			2016			2116		2133		2222		2235	2327		2336	0020	0038	0126s			
Poole	d	1915	1920a		1938	2015	2020a		2038	2115	2120a		2138		2227a		2239	2311a		2341	0024a	0042a	0129a			
Hamworthy	d	1920			1943	2020	2020a		2043	2120			2143				2244			2346						
Holton Heath	d	1924			2024																					
Wareham	d	1929			1950	2029		2050		2127			2150			2251				2352						
Wool	d	1937			2037					2135			2157			2259				2359						
Moreton	d	1943			2043					2145			2203			2305				0006						
Dorchester South	d	1951			2006	2051		2107		2153			2211			2313				0014						
Upwey	d	1957			2058					2200			2218			2320				0020						
Weymouth	a	2003			2104			2116		2205			2223			2326				0026						

Late night and weekend trains may be altered due to engineering works.
Please check at southwesternrailway.com before travelling.

For guide to notes and symbols, see end of this timetable.

SUNDAY

London Waterloo, Woking and Basingstoke to Bournemouth, Poole and Weymouth

Operator Notes	SW	SW D	SW	SW D	SW	SW D	XC	SW	SW D	XC	SW	SW D	XC	SW	SW D	XC	SW	SW D	XC	SW	SW D	XC	SW	SW D	XC	SW	SW D	XC
London Waterloo	d			0753	0835	0853	0915b	0935	0953	1015b	1035	1054	1115b	1135	1154	1215b	1235	1254	1315b	1335	1354	1415b	1435	1454	1520b	1535	1605	1620b
Clapham Junction	d			0803u	0845u	0903u	0924b	0945u	1003u	1023b	1045u	1103u	1123b	1145u	1203u	1223b	1242u	1303u	1323b	1342u	1403u	1423b	1442u	1503u	1527b	1542u	1612u	1627b
Woking	d			0828	0907	0928	0946b	1007	1028	1046b	1107	1128	1146b	1207	1228	1246b	1307	1328	1345b	1407	1428	1446b	1507	1528	1546b	1607	1637	1646b
Reading	d			0737b	0837b	0912b	0952		1012b	1048		1112b	1152		1212b	1252		1312b	1352		1412b	1452		1512b	1552		1612b	1653
Basingstoke	d	0748		0848	0927	0948	1011	1027	1048	1111	1127	1148	1211	1227	1248	1311	1327	1347	1411	1427	1447	1510	1527	1547	1611	1627	1657	1711
Winchester	d	0807		0908	0944	1008	1027	1044	1108	1127	1144	1208	1227	1244	1308	1327	1344	1407	1427	1444	1507	1527	1544	1607	1627	1644	1714	1727
Eastleigh	d	0821		0922		1022			1122			1222			1322			1420			1520			1621			1723	
Southampton Airport	d	0825		0927	0953	1027	1035	1053	1127	1135	1153	1227	1235	1253	1327	1335	1353	1425	1435	1453	1525	1535	1553	1625	1635	1653	1727	1735
Southampton Central	a	0832		0934	1000	1034	1042	1100	1134	1142	1200	1234	1244	1300	1334	1344	1400	1432	1442	1500	1532	1544	1600	1632	1642	1700	1734	1744
Southampton Central	d	0834	0903	0935	1003	1035	1050	1103	1135	1150	1203	1235	1250	1303	1335	1350	1403	1433	1450	1503	1533	1550	1603	1634	1650	1703	1736	1750
Totton	d	0839		0941		1041			1141			1241			1341			1439			1539			1639			1741	
Ashurst (New Forest)	d	0844		0945		1045			1145			1245			1345			1443			1543			1644			1746	
Beaulieu Road	d	0848		0950		1050			1150			1250			1350			1448			1548			1648			1750	
Brockenhurst	a	0854	0916	0956	1016	1056	1107	1116	1156		1216	1256		1316	1356		1416	1454		1516	1554		1616	1654		1716	1756	
Brockenhurst	d	0855	0917	0957	1017	1057	1108	1117	1157		1217	1257		1317	1357		1417	1455		1517	1555		1617	1655		1717	1757	
Sway	d	0900		1001		1101			1201			1301			1401			1459			1559			1700			1801	
New Milton	d	0905	0924	1006	1024	1106		1124	1206		1224	1306		1324	1406		1424	1504		1524	1604		1624	1705		1724	1806	
Hinton Admiral	d	0909		1010		1110			1210			1310			1410			1508			1608			1709			1810	
Christchurch	d	0915		1016		1116			1216			1316			1416			1514			1614			1715			1816	
Pokesdown for Boscombe	d	0918		1020		1120			1220			1320			1420			1518			1618			1718			1820	
Bournemouth	a	0922	0935	1024	1035	1124	1127	1135	1224	1227	1235	1324	1327	1335	1424	1427	1435	1522	1525	1535	1622	1625	1635	1722	1725	1735	1824	1827
Bournemouth	d	0839	0924	0940	1025	1040	1125		1140	1225		1240	1325		1340	1425		1440	1523		1540	1623		1640	1724		1740	1825
Branksome	d	0844		0945		1045			1145			1245			1345			1445			1545			1645			1745	
Parkstone	d	0847		0948		1048			1148			1248			1348			1448			1548			1648			1748	
Poole	d	0851	0933a	0952	1034a	1134a			1152	1234a		1252	1334a		1352	1434a		1452	1532a		1552	1632a		1652	1733a		1752	1834a
Hamworthy	d	0856		0957		1057			1157			1257			1357			1457			1557			1657			1757	
Holton Heath	d																											
Wareham	d	0903		1004		1104			1204			1304			1404			1504			1604			1704			1804	
Wool	d	0910		1011		1111			1211			1311			1411			1511			1611			1711			1811	
Moreton	d	0916		1017		1117			1217			1317			1417			1517			1617			1717			1819	
Dorchester South	d	0924		1025		1125			1225			1325			1425			1525			1625			1725			1827	
Upwey	d	0931		1033		1132			1232			1332			1432			1532			1632			1732			1833	
Weymouth	a	0935		1037		1136			1236			1336			1436			1536			1636			1736			1838	

Late night and weekend trains may be altered due to engineering works.
Please check at southwesternrailway.com before travelling.

For guide to notes and symbols, see end of this timetable.

SUNDAY**London Waterloo, Woking and Basingstoke to Bournemouth, Poole and Weymouth**

Operator	SW	SW	XC	SW	SW	XC	SW	SW	XC	SW	SW	XC	SW	SW	SW	SW	SW											
London Waterloo	d	1635	1705	1720b	1735	1805	1820b	1835	1905	1920b	1935	2005	2020b	2035	2105	2135	2205	2305										
Clapham Junction	d	1642u	1712u	1727b	1742u	1812u	1827b	1842u	1912u	1927b	1942u	2012u	2027b	2042u	2112u	2142u	2212u	2312u										
Woking	d	1707	1737	1746b	1807	1837	1846b	1907	1937	1946b	2007	2037	2046b	2107	2137	2207	2237	2337										
Reading	d		1712b	1752			1852			1952		2052			2152b													
Basingstoke	d	1727	1757	1811	1827	1857	1911	1927	1957	2011	2027	2057	2111	2127	2157	2227	2257	2357										
Winchester	d	1744	1814	1827	1844	1914	1927	1944	2014	2027	2044	2114	2127	2144	2214	2244	2314	0014										
Eastleigh	d		1823			1923			2023			2123			2223		2323	0023										
Southampton Airport	d	1753	1827	1835	1854	1927	1936	1954	2027	2127	2038	2054	2127	2135	2153	2227	2253	2327	0028									
Southampton Central	a	1800	1834	1842	1901	1934	1947	2001	2034	2045	2101	2134	2142	2200	2234	2300	2334	0037										
Southampton Central	d	1803	1836	1850	1905	1936	1950	2003	2036	2050	2103	2136	2150	2203	2236	2303	2336	0040										
Totton	d		1841			1941			2041			2141			2241		2341	0045s										
Ashurst (New Forest)	d		1846			1946			2046			2146			2246		2346											
Beaulieu Road	d		1850			1950			2050			2150																
Brockenhurst	a	1816	1856	1903	1918	1956		2016	2056		2116	2156		2216	2254	2316	2354	0056s										
Brockenhurst	d	1817	1857	1910	1919	1957		2017	2057		2117	2157		2217	2257	2317	2355											
Sway	d		1901			2001			2101			2201			2301		2359											
New Milton	d	1824	1906		1925	2006		2023	2106		2124	2206		2224	2306	2324	0004	0104s										
Hinton Admiral	d		1910			2010			2110			2210			2310		0008											
Christchurch	d		1916			2016			2116			2216			2316		0013	0112s										
Pokesdown for Boscombe	d		1920			2020			2120			2220			2320		0017	0116s										
Bournemouth	a	1835	1924	1927	1937	2024	2027	2035	2124	2127	2135	2224	2227	2235	2324	2335	0021	0120										
Bournemouth	d	1840	1925		1941	2025		2040	2125		2140	2225		2240	2325	2340	0022	0121										
Branksome	d	1845			1946			2045			2145			2245		2345	0027	0126s										
Parkstone	d	1848			1949			2048			2148			2248		2348	0030	0129s										
Poole	d	1852	1934a		1953	2034a		2052	2134a		2152	2234a		2252	2334a	2352	0034a	0133a										
Hamworthy	d	1857			1958			2057			2157			2257		2357												
Holton Heath	d																											
Wareham	d	1904			2005			2104			2204			2304		0004												
Wool	d	1911			2012			2111			2211			2311		0011												
Moreton	d	1917			2018			2118			2217			2317		0017												
Dorchester South	d	1925			2026			2126			2225			2325		0025												
Upwey	d	1932			2033			2133			2232			2332		0031												
Weymouth	a	1936			2037			2137			2237			2337		0036												






Late night and weekend trains may be altered due to engineering works.


Please check at **southwesternrailway.com** before travelling.


For guide to notes and symbols, see end of this timetable.

GUIDE TO NOTES AND SYMBOLS

First Class accommodation also available on all trains shown in **bold type**.

- A** Also calls at Redbridge 0735.
B Also calls at Redbridge 1717.
D Divides during journey - please make sure you are in the correct portion.
SW Operated by South Western Railway.
XC Operated by CrossCountry
 · Seat reservations available
 · Cycle reservations recommended.
- a Arrival time.
 b Change at Basingstoke.
 d Departure time.
 e Change at Winchester and Basingstoke.
 g Change at Basingstoke and Woking.
 h Change at Woking and Winchester.
 k Change at Woking.
 r Change at Winchester.
 s Stops to let passengers leave the train only.
 t Change at Southampton Airport Parkway.
 u Stops to let passengers join the train only.
 v Change at Eastleigh.
 z Change at Southampton Central.
- Continued in later column.
 — Continued from earlier column.
-  Train attaches to another.
 Train divides.
 Car Park.
 Minimum connection time where different from the standard five minutes.
 † Station is **closed** on Sunday.
 \$ For details of additional trains, please see Great Western Railway timetables.
 ‡ For services to and from Lymington please see timetable 27.
 For details of buses from Wareham station to Corfe Castle and Swanage, telephone 01202 338420.
 For information on the Swanage Railway visit swanagerailway.co.uk
 ↔ Southampton Airport - station is a short walk from the airport terminal.
 ↔ Woking - Railair coach link between Woking station and Heathrow Airport. Visit firstbus.co.uk/railair for details.
 \$ Station is approximately 3 miles from Beaulieu village. There are NO bus services from Beaulieu Road station.
 Please visit beaulieu.co.uk for public transport information to the Motor Museum.

 Station for Southampton City Centre and the Docks. Also buses for Red Funnel Ferries to Cowes, Isle of Wight, (redfunnel.co.uk) and the Hythe ferry (hytheferry.co.uk).

 Interchange for London Underground. Visit tfl.gov.uk for details.

★ Passengers travelling with cycles may not join or leave services at stations with train times shown in blue.

Cycles on trains

At peak times the following restrictions apply in the area bounded by Reading, Hook, Alton, Guildford and Dorking.




Passengers travelling with cycles may not join or leave services timed to arrive at London Waterloo between 0715 and 1000 inclusive and timed to depart from London Waterloo between 1645 and 1900 inclusive.

Travelling after midnight?

Trains which run after midnight are shown at the end of the day.

STATION INFORMATION

See notes for explanation of symbols.

Weymouth	P		S
Upwey	P		S
Dorchester South	P		S
Moreton	P		
Wool	P		
Wareham	P		
Holton Heath	P		†
Hamworthy			
Poole	P	④	
Parkstone	P		
Branksome	P		
Bournemouth	P		
Pokesdown for Boscombe			
Christchurch	P		
Hinton Admiral	P		
New Milton	P		
Sway	P		
Brockenhurst	P	⑤	‡
Beaulieu Road			\$
Ashurst (New Forest)	P		
Totton	P		
Southampton Central	P		
Southampton Airport	P		↔
Eastleigh	P	③	
Winchester	P		
Basingstoke	P		
Reading	P	⑦	
Woking	P		↔
Clapham Junction		⑩	
London Waterloo		⑪	

28C Weymouth - Bridport - Lyme Regis Bus service

Bus service operated by First Wessex X53 - Tel: 0345 6460707
 firstgroup.com/wessex

MONDAY TO FRIDAY - from 21 October until 8 November 2024

Notes	Sch	SH																		
Weymouth Station Forecourt d	0652	0848	1048	1248	1443	1448	1711	1837												
Bridport West Street a	0738	0935	1135	1335	1600	1535	1758	1924												
Notes	SH	Sch	Sch	SH																
Bridport West Street d	0733	0747	0817	0829	1029	1229	1429	1639	1834	1942										
Weymouth Bus Garage * a	0821	0838	0924	0929	1117	1317	1517	1727	1922	2030										

Owing to roadworks, the bus will not serve Abbotsbury or West Bay.
 Change at Bridport for shuttle bus connections on service T53.
 For Lyme Regis, use X51 from Dorchester South (Table 28B, Monday to Saturday ONLY)

SATURDAY - from 26 October until 2 November 2024

Notes																				
Weymouth Station Forecourt d	0848	1048	1248	1448	1648	1848														
Bridport West Street a	0935	1135	1335	1535	1735	1935														
Notes																				
Bridport West Street d	0829	1029	1229	1429	1629	1829														
Weymouth Bus Garage * a	0917	1117	1317	1517	1717	1917														

SUNDAY - from 20 October until 3 November 2024

Notes																				
Weymouth Station Forecourt d	0848	1248	1448	1748																
Bridport Bus Station a	0937	1337	1537	1837																
Lyme Regis Square a	1021b	1421b	1621b	1921b																
Notes																				
Lyme Regis Co-op d	0940b	1140b	1540b	1740b																
Bridport Bus Station d	1027	1227	1627	1827																
Weymouth Bus Garage * a	1117	1317	1717	1917																

NOTES SH - School Holidays only. a - Arrival time. b - change at Bridport Bus Station
 Sch - School days only. d - Departure time. * - Bus Garage is 3 minutes walk from Weymouth Station.

Rail tickets to 'Bridport Bus X51/X53' are valid to Lyme Regis (and also on the Dorchester - Lyme Regis service)

28C Weymouth - Bridport - Lyme Regis Bus service

Bus service operated by First Wessex X52, X53 – Tel: 0345 6460707
 firstgroup.com/wessex

MONDAY TO FRIDAY - from 11 November 2024

Notes					Sch	SH														
Weymouth Station Forecourt d	0652	0848	1048	1248	1443	1448	1711	1837												
Abbotsbury Ilchester Arms a	0718	0915	1115	1315	1510	1515	1738	1904												
West Bay George Hotel a	0737	0935	1135	1335	1530	1535	1758	1924												
Bridport West Street a	0745	0944	1144	1344	1600	1544	1807	1933												
Lyme Regis Square a	0821	1021	1221	1421	1638	1621	1844													

Notes	SH	Sch	SH	Sch																
Lyme Regis Co-op d	0646	0701	0740	0740	0940	1140	1340	1550	1745	1905										
Bridport West Street d	0722	0736	0817	0817	1017	1217	1417	1637	1822	1942										
West Bay George Hotel d	0732	0746	0827	0845	1027	1227	1427	1637	1832	1952										
Abbotsbury Ilchester Arms d	0752	0806	0847	0905	1047	1247	1447	1657	1852	2012										
Weymouth Bus Garage * a	0821	0838	0919	0935	1117	1317	1517	1727	1922	2042										

SATURDAY - from 9 November 2024

Notes																				
Weymouth Station Forecourt d	0848	1048	1248	1448	1648	1837														
Abbotsbury Ilchester Arms a	0915	1115	1315	1515	1715	1904														
West Bay George Hotel a	0934	1135	1335	1535	1735	1924														
Bridport West Street a	0944	1144	1344	1544	1744	1933														
Lyme Regis Square a	1021	1221	1421	1621	1821															

Notes																				
Lyme Regis Co-op d	0740	0940	1140	1340	1540	1740														
Bridport West Street d	0817	1017	1217	1417	1617	1817														
West Bay George Hotel d	0827	1027	1227	1427	1627	1827														
Abbotsbury Ilchester Arms d	0847	1047	1247	1447	1647	1847														
Weymouth Bus Garage * a	0917	1117	1317	1517	1717	1917														

SUNDAY - from 10 November 2024

0848	1248	1448	1748																	
0915	1315	1515	1815																	
0935	1335	1535	1835																	
0944	1344	1544	1844																	
1021	1421	1621	1921																	

0940	1140	1540	1740																	
1017	1217	1617	1817																	
1027	1227	1627	1827																	
1047	1247	1647	1847																	
1117	1317	1717	1917																	

NOTES SH - School Holidays only. a - Arrival time.
 Sch - School days only. d - Departure time.

* - Bus Garage is 3 minutes walk from Weymouth Station.

Sunday service runs on Public Holidays.

Rail tickets to 'Bridport Bus X51/X53' are valid to Lyme Regis (and also on the Dorchester - Lyme Regis service)

28D Bournemouth Rail Station to Bournemouth International Airport (Hurn) Bus Service

Operated by Morebus 737, Tel: 01202 338420, morebus.co.uk/services

MONDAY TO FRIDAY - NO SERVICE on this route on Saturdays, Sundays or public holidays

<i>Notes</i>																				
Bournemouth Station #	d	0556	0642																	
Bournemouth Airport	a	0631	0721																	

<i>Notes</i>																				
Bournemouth Airport	d	1335	1620	1800																
Bournemouth Station	a	1414	1706	1840																

NOTES

- Buses use Stand 2 in the Bus Station, adjacent to Platform 3 exit at Bournemouth Railway Station.

a - Arrival Time

d - Departure time.

Bournemouth PlusBus tickets are valid to Bournemouth Airport.

Visit us at southwesternrailway.com

- Buying tickets online
- Live train information
- Train times
- Special offers and days out
- Plan your journey
- Latest news

Customer Service Centre

0345 6000 650

Monday to Friday 0800 - 2000

Saturday 0900 - 1800

Sunday 0900 - 1600

Our UK based team are available for:

- Comments and suggestions

Assisted Travel

0800 5282 100

Text relay 18001 0800 5282 100

A freephone service open 24 hours for older and disabled customers.

We recommend booking assistance **2 hours in advance**.

National Rail Enquiries

03457 48 49 50

Train times, fares and rail information.

Free travel alerts

southwesternrailway.com/alerts

Keeping our registered customers up-to-date with their service running information, delays and alterations.

Twitter [@SW_Help](https://twitter.com/SW_Help)

Follow South Western Railway on Twitter and be the first to know what's happening on our network.

Facebook Facebook.com/SWRailway

Providing South Western Railway network information and details of our latest offers.

First MTR South Western Trains Limited (trading as South Western Railway) accepts no liability for any inaccuracy in the information contained in this timetable which is subject to alteration.

First MTR South Western Trains Limited. Registered in England and Wales 07900320.

Registered office: 8th Floor, The Point, 37 North Wharf Road, London W2 1AF.

A First and MTR company.

South Western
 **Railway**

PTT28 09 2024



Please Recycle